



2019 IHF Men's Youth (U19) World Championship

North Macedonia (Skopje)

Group D



Match Team Statistics

Match No. 36

Tunisia 26 - 25 Brasil

(13 - 16) (13 - 9)

9.8.2019. 14:30

Attendance: 50

SC Boris Trajkovski

Referees: Georgi Doychinov (BUL) / Yulian Goretsov (BUL)

Tunisia

Players		Goals / shots										Attack					Def.			Penalties			TP		
#	Surname and name	S	Tot.	%	9m	6m	Wing	7m	FB	Brk.	LD	As.	PC	E7	E2	TF	St.	C7	Blk	YC	2m	R	B		
1	NAMLI Asil	S														1									44:23
3	BOUJEZZA Mohamed Achref																								0:26
6	BADI Ouael													1											60:00
7	BOUBAKER Motez																								2:45
9	BOUGUERRA Adem																								
10	FARAH Ala Eddine																								0:12
11	MADIOUNI Mohamed Firas	S	0/3	0			0/1			0/1	0/1							1					1		60:00
12	BELKAIED Yassine																								15:19
15	AMMAR Mohamed																								8:51
16	ZAYANNE Youssef																								0:08
17	LAKHDHAR Mohamed Amine																								
18	FEKIH Rami	S	0/4	0	0/3	0/1						1				2	1	1	1				1		35:05
19	SAIDI Khaled	S	12/13	92	2/3	3/3				7/7			2		1	1									37:02
20	SMAOUI Taha	S	5/10	50	5/9					0/1		2				2							2		56:54
22	BEN SLIMEN Anas	S	6/6	100			2/2	1/1	1/1	2/2					1		1						1		49:20
28	BACHA Hazem	S	3/13	23	3/11		0/1			0/1		3				1	1								49:35
	Team / bench																								
	UKUPNO		26/49	53	10/26	3/4	2/4	1/1	1/1	9/12	0/1	6	2	1	2	7	3	2	1	0	5	0	0		

Goalkeepers		Saves / shots									
#	Surname and name	Tot.	%	9m	6m	Wing	7m	FB	Brk.	LD	
1	NAMLI Asil	11/27	41	4/5	1/3	3/5	0/1	0/3	3/10		
12	BELKAIED Yassine	5/12	42	2/5	1/1	2/3		0/2	0/1		
16	ZAYANNE Youssef	0/1	0				0/1				
	TOTAL	16/40	40	6/10	2/4	5/8	0/2	0/5	3/11	0/0	

Coach: **Ahmed Rajhi**

Number of attacks: 54, Efficiency: 48%, Average Duration: 31.0 seconds

Attack by type of defense

	Shots	9m	6m	Wing	TF	E7	E2
On def. 6-0	17/34	8/20	2/3	1/2	4	1	2
On def. 5-1	7/12	2/6	1/1	1/2	3	0	0
Fastbreak	1/1				0	0	0

Defense by type

	Total	9m	6m	Wing	Stl.	C7	2m
Def. 6-0	17/37	4/11	2/5	3/10	1	1	4
Def. 5-1	0/0	0/0	0/0	0/0	2	0	0
Def. 4-2	0/1	0/1	0/0	0/0	0	1	1
Fastbreak	5/5				0	0	0

Attack with goalkeeper out

	Attack				Reaction		
	Att.	Eff.	Shots	TF	FB	LD	Tot.
GK out (7 on 6)	3	67%	2/3	0	0/0	0/0	0/0
GK out pl. minority	2	100%	2/2	0	0/0	0/0	0/0
GK in	49	45%	22/44	7	5/5	1/1	6/6

GK out attack is counted if one part or whole attack was GK out

Defense with opponent goalkeeper out

	Attack				Reaction		
	Att.	Eff.	Shots	TF	FB	LD	Tot.
GK in	54	46%	25/46	10	1/1	0/1	1/2

Attack with player superiority/minority

	Attack				Reaction		
	Att.	Eff.	Shots	TF	FB	LD	Tot.
Superiority +1	4	75%	3/4	0	0/0	0/0	0/0
Normal	22	36%	8/19	2	2/2	0/0	2/2
Minority -1	11	64%	7/11	1	0/0	1/1	1/1

Player superiority counted at the end of attack (in case it changes during attack)

Defense with player superiority/minority

	Attack				Reaction		
	Att.	Eff.	Shots	TF	FB	LD	Tot.
Minority -1	11	73%	8/11	1	0/0	0/0	0/0
Normal	21	33%	7/19	3	0/0	0/1	0/1
Superiority +1	4	0%	0/2	1	0/0	0/0	0/0

Jersey number Tot. Total shooting 6m 6m (line) shooting 9m 9m shooting Wng. Wing shooting FB Fastbreak sh. 7m 7m penalty sh.
 Brk. Breakthrough sh. LD Long distance sh. As. Assists PC Pass clear chance E7 Earned 7m pen. TF Technical faults St. Steals
 2m 2m punishments C7. Committed 7m E2 Earned 2m pun. YC. Yellow cards R/B Red/Blue cards Blk. Blocks S Starting Line-up



2019 IHF Men's Youth (U19) World Championship

North Macedonia (Skopje)

Group D



Match Team Statistics

Match No. 36

Tunisia 26 - 25 Brasil

(13 - 16) (13 - 9)

9.8.2019. 14:30

Attendance: 50

SC Boris Trajkovski

Referees: Georgi Doychinov (BUL) / Yulian Goretsov (BUL)

Shot distribution by player

3 M. Boujezza

6 O. Badi

7 M. Boubaker

9 A. Bouguerra

10 A. Farah

11 M. Madiouni

15 M. Ammar

1 miss.

17 M. Lakhdhar

18 R. Fekih

2 post 1 miss. 1 block

19 K. Saidi

1/1		1/1
1/1		1/1
1/1		6/6

1/1 lob

20 T. Smaoui

2/2		
1/1		2/2

1 post 2 miss.

22 A. Ben Slimen

3/3		
		1/1
2/2		

28 H. Bacha

		1/1
2/2		

1 post 3 miss.

TOTAL

6/6		2/2
1/1		2/2
6/6		8/8

4 post 7 miss. 1 block 1/1 lob

Saves distribution goalkeepers

1 A. Namli

0/2		0/2
0/1		0/1
0/4	0/1	0/6

12 Y. Belkaied

		0/2
0/3	0/1	

16 Y. Zayanne

0/1		

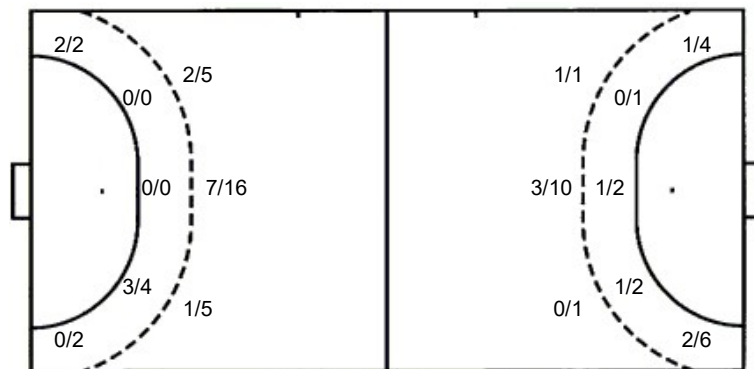
TOTAL

0/2		0/4
0/1		0/1
0/8	0/2	0/6

Shots by position

ATTACK

DEFENSE



Shooting statistics

Position	Goals	Sav.	Miss.	Post	Blk.	Total	%
Back (9m)	10	7	6	2	1	26	38
Line (6m)	3	0	0	1	0	4	75
Wing	2	2	0	0	0	4	50
7m penalties	1	0	0	0	0	1	100
Fastbreak	1	0	0	0	0	1	100
Breakthrough	9	1	1	1	0	12	75
Total	26	10	7	4	1	48	54

7m penalties 1/1
Fastbreak 1/1
Breakthrough 9/12
Long dist. 0/1

7m penalties 2/2
Fastbreak 5/5
Breakthrough 8/11
Long dist. 1/1



2019 IHF Men's Youth (U19) World Championship

North Macedonia (Skopje)

Group D



Match Team Statistics

Match No. 36

Tunisia 26 - 25 Brasil

(13 - 16) (13 - 9)

9.8.2019. 14:30

Attendance: 50

SC Boris Trajkovski

Referees: Georgi Doychinov (BUL) / Yulian Goretsov (BUL)

Brasil

#	Surname and name	S	Goals / shots								Attack					Def.			Penalties			TP			
			Tot.	%	9m	6m	Wing	7m	FB	Brk.	LD	As.	PC	E7	E2	TF	St.	C7	Blk	YC	2m		R	B	
2	ASSUMPCAO BRAGA Marcos	S	3/9	33	0/3	0/2				1/1	2/3				1									50:22	
3	SILVA SANTOS Washington	S	5/7	71			1/3	2/2	2/2															25:52	
4	INOUE LANGARO Davi		0/3	0	0/3									1	2									28:54	
5	REIS TONINI Rafael																							5:56	
7	SANTIAGO RIBEIRO Marcos Vinicius	S	3/3	100		1/1			1/1	1/1				1	3			2	1					38:28	
8	FREITAS OLIVEIRA Tarcisio	S	7/11	64	2/4					5/7				3	2	1	4	3				1		46:46	
9	SEIFERT Philipp																								
10	RODRIGUES PIRES Pablo	S	1/2	50		1/2													1					41:19	
11	DA SILVA Marcos Antonio		2/4	50			1/3				1/1				1	1	1							27:14	
15	SABOIA DA SILVA Luis Andre																								
16	EVANGELISTA Emanuel													1										25:39	
21	FLOR DA SILVA Gustavo	S																						29:53	
23	BRITO FEBRAS Mario													1										6:47	
24	LOPES VITALINO Henry		1/1	100					1/1									1	1	1				33:27	
35	DA SILVA SANTOS Carlos	S	1/4	25			1/4							1					2					52:29	
37	COSTA DA SILVA Jose Luciano		2/2	100	2/2																	1		6:54	
	Team / bench																								
	UKUPNO		25/46	54	4/12	2/5	3/10	2/2	5/5	8/11	1/1			8	8	2	5	10	3	1	1	0	1	1	0

#	Surname and name	Saves / shots								
		Tot.	%	9m	6m	Wing	7m	FB	Brk.	LD
16	EVANGELISTA Emanuel	6/17	35	4/10		1/2	0/1		1/4	
21	FLOR DA SILVA Gustavo	5/20	25	3/7	0/3	1/2		0/1	0/6	1/1
	TOTAL	11/37	30	7/17	0/3	2/4	0/1	0/1	1/10	1/1

Coach: Alberto Gallina

Number of attacks: 54, Efficiency: 46%, Average Duration: 35.6 seconds

Attack by type of defense

	Shots	9m	6m	Wing	TF	E7	E2
On def. 6-0	17/37	4/11	2/5	3/10	10	1	4
On def. 4-2	0/1	0/1	0/0	0/0	0	1	1
Fastbreak	5/5				0	0	0

Defense by type

	Total	9m	6m	Wing	Stl.	C7	2m
Def. 6-0	17/34	8/20	2/3	1/2	3	1	1
Def. 5-1	7/12	2/6	1/1	1/2	0	0	0
Fastbreak	1/1				0	0	0

Attack with goalkeeper out

	Attack				Reaction		
	Att.	Eff.	Shots	TF	FB	LD	Tot.
GK in	54	46%	25/46	10	1/1	0/1	1/2

GK out attack is counted if one part or whole attack was GK out

Defense with opponent goalkeeper out

	Attack				Reaction		
	Att.	Eff.	Shots	TF	FB	LD	Tot.
GK out (7 on 6)	3	67%	2/3	0	0/0	0/0	0/0
GK in	49	45%	22/44	7	5/5	1/1	6/6

Attack with player superiority/minority

	Attack				Reaction		
	Att.	Eff.	Shots	TF	FB	LD	Tot.
Superiority +1	11	73%	8/11	1	0/0	0/0	0/0
Normal	21	33%	7/19	3	0/0	0/1	0/1
Minority -1	4	0%	0/2	1	0/0	0/0	0/0

Player superiority counted at the end of attack (in case it changes during attack)

Defense with player superiority/minority

	Attack				Reaction		
	Att.	Eff.	Shots	TF	FB	LD	Tot.
Minority -1	4	75%	3/4	0	0/0	0/0	0/0
Normal	22	36%	8/19	2	2/2	0/0	2/2
Superiority +1	11	64%	7/11	1	0/0	1/1	1/1

Jersey number Tot. Total shooting 6m 6m (line) shooting 9m 9m shooting Wng. Wing shooting FB Fastbreak sh. 7m 7m penalty sh.
 Brk. Breakthrough sh. LD Long distance sh. As. Assists PC Pass clear chance E7 Earned 7m pen. TF Technical faults St. Steals
 2m 2m punishments C7. Committed 7m E2 Earned 2m pun. YC. Yellow cards R/B Red/Blue cards Blk. Blocks S Starting Line-up



2019 IHF Men's Youth (U19) World Championship

North Macedonia (Skopje)

Group D



Match Team Statistics

Match No. 36

Tunisia 26 - 25 Brasil

(13 - 16) (13 - 9)

9.8.2019. 14:30

Attendance: 50

SC Boris Trajkovski

Referees: Georgi Doychinov (BUL) / Yulian Goretsov (BUL)

Shot distribution by player

2 M. Assumpcao Braga

		1/1
		1/1
		1/1

1 block

3 W. Silva Santos

1/1		
2/2		1/1

1 post 1/1 lob

4 D. Inoue Langaro

5 R. Reis Tonini

7 M. Santiago Ribeiro

2/2		1/1

8 T. Freitas Oliveira

3/3	1/1	3/3

1 post

9 P. Seifert

10 P. Rodrigues Pires

	1/1	

1 post

11 M. da Silva

		1/1
1/1		

1 post

15 L. Saboia da Silva

23 M. Brito Febras

24 H. Lopes Vitalino

		1/1

35 C. da Silva Santos

1/1		

37 J. Costa da Silva

		1/1
1/1		

TOTAL

2/2		4/4
1/1		1/1
8/8	2/2	6/6

4 post 1 block 1/1 lob

Saves distribution goalkeepers

16 E. Evangelista

		0/1
		0/2
0/4		0/3

21 G. Flor da Silva

0/6		0/1
0/1		
0/2		0/5

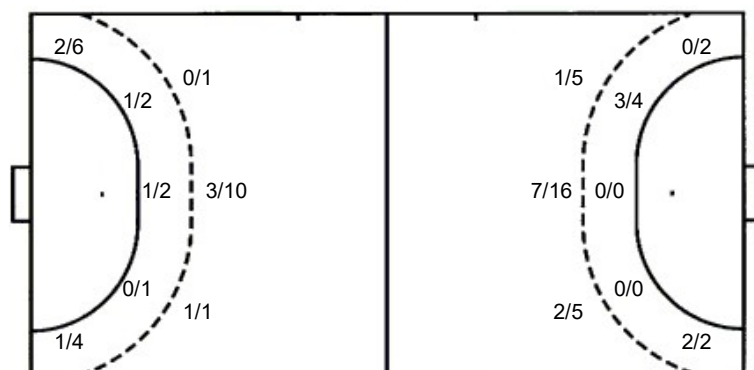
TOTAL

0/6		0/2
0/1		0/2
0/6		0/8

Shots by position

ATTACK

DEFENSE



Shooting statistics

Position	Goals	Sav.	Miss.	Post	Blk.	Total	%
Back (9m)	4	6	0	1	1	12	33
Line (6m)	2	2	0	1	0	5	40
Wing	3	5	0	2	0	10	30
7m penalties	2	0	0	0	0	2	100
Fastbreak	5	0	0	0	0	5	100
Breakthrough	8	3	0	0	0	11	73
Total	24	16	0	4	1	45	53

7m penalties 2/2
Fastbreak 5/5
Breakthrough 8/11
Long dist. 1/1

7m penalties 1/1
Fastbreak 1/1
Breakthrough 9/12
Long dist. 0/1



2019 IHF Men's Youth (U19) World Championship

North Macedonia (Skopje)

Group D



Match Team Statistics

Match No. 36

Tunisia 26 - 25 Brasil

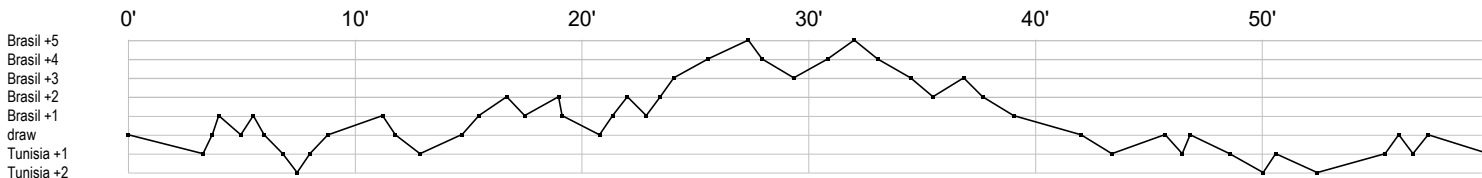
(13 - 16) (13 - 9)

9.8.2019. 14:30

Attendance: 50

SC Boris Trajkovski

Referees: Georgi Doychinov (BUL) / Yulian Goretsov (BUL)



Tunisia

1 Nami A	s s r r r s r r	r t r r r r r	r s s s s s	r s s r	r r r s
3 Boujezza M					
6 Badi O				e	
7 Boubaker M					
9 Bouguerra A					
10 Farah A					
11 Madiouni M	f		2c		f f
12 Belkaied Y		r r r s r s r	s r s s	r	
15 Ammar M					
16 Zayanne Y			r		
17 Lakhdhar M					
18 Fekih R	f t ba	t f f	x	f 2c	
19 Saidi K	f g g	g	g p	i p g	g g g t g
20 Smaoui T	f f g f	a t 2	g t a f	g	g f g 2
22 Ben Slimen A	g g	g b	g	g	2 i
28 Bacha H	ba	t f f a f	g f fg g	f f f	a f f

Brasil

2 Assumpcao	f g f g	t t	p g	f f	f f
3 Silva Santos		g	f g f g	g	g
4 Inoue	a		f p	f	p f
5 Reis Tonini R					
7 Santiago	g p g t	bg	t p p		a
8 Freitas	f ag t	g a gi t a	g	p ei p f t	ig g f f gi 2
9 Seifert P					
10 Rodrigues	f	t g			
11 da Silva M				ei f f	g t g
15 Saboia da					
16 Evangelista E			a r r s s sr r r	r r s sr r s r r	
21 Flor da Silva	sr r r r r ss	r r r r r r			r r s r s
23 Brito Febras					a
24 Lopes Vitalino	g		x	c	t
35 da Silva		ba	b	f f	g
37 Costa da			g g r		

In game	g Goal scored	f Missed shot	a Assist	t Technical faults	b Steal
2 2min suspension	e Earned 7m	c Committed 7m	y Yellow card	r Red Card	k Blue card
i Earned 2min.	x Block	4 4min suspension	p Pass for clear chance	s Saved shot	r Received goal