



2019 IHF Men's Youth (U19) World Championship

North Macedonia (Skopje)

Group C



Match Team Statistics

Match No. 31

Denmark 35 - 22 Nigeria

(21 - 8) (14 - 14)

9.8.2019. 16:30

Attendance: 100

SC Boris Trajkovski

Referees: Muammar Alwattani (BRN) / Mohammed Qamber (BRN)

Shot distribution by player

3 S. Jacobsen

4 A. Beuschau

		2/2

6 S. Pytlick

1/1		1/1

1 miss.

7 M. Haubro Jensen

1/1		
1/1		

1 post

11 O. Wosniak

1/1		1/1

14 M. Larsen

1/1		3/3

1 post

15 L. Reinholdt Leger

		1/1
1/1		

1 post

17 J. Cieslak

1/1	1/1	2/2
2/2		

1 miss.

18 A. Filtenborg

		1/1

19 M. Hoxer Hangaard

21 E. Jessen

		2/2
		1/1

1 post 1 miss. 1 block

24 O. Juhl Refsgaard

	2/2	3/3
1/1		

25 S. Sonn

		1/1

2 post

26 S. Skott

		4/4

TOTAL

5/5	3/3	21/21
5/5		1/1

6 post 3 miss. 1 block

Saves distribution goalkeepers

1 S. Rughave

	0/2	0/9
0/1		0/1

16 O. Larsen

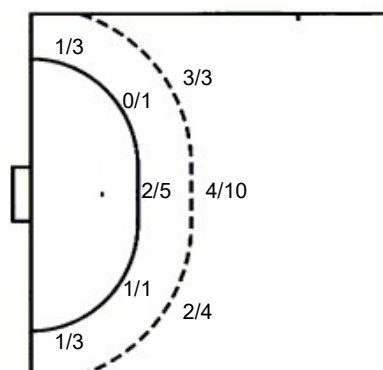
0/4		0/2
0/1	0/1	

TOTAL

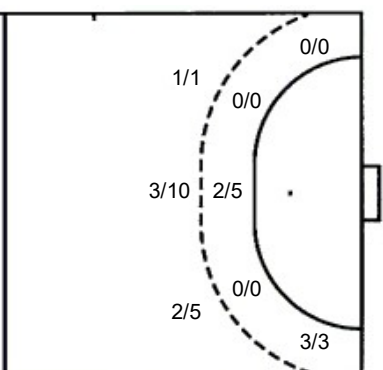
0/4	0/2	0/11
0/2	0/1	0/1

Shots by position

ATTACK



DEFENSE



7m penalties 4/7
Fastbreak 14/16
Breakthrough 3/3
Long dist. 0/0

7m penalties 5/6
Fastbreak 3/3
Breakthrough 3/5
Long dist. 0/0

Shooting statistics

Position	Goals	Sav.	Miss.	Post	Blk.	Total	%
Back (9m)	9	4	2	1	1	17	53
Line (6m)	3	2	0	2	0	7	43
Wing	2	3	0	1	0	6	33
7m penalties	4	2	1	0	0	7	57
Fastbreak	14	0	0	2	0	16	88
Breakthrough	3	0	0	0	0	3	100
Total	35	11	3	6	1	56	63



2019 IHF Men's Youth (U19) World Championship

North Macedonia (Skopje)

Group C



Match Team Statistics

Denmark 35 - 22 Nigeria

9.8.2019. 16:30

Match No. 31

(21 - 8) (14 - 14)

Attendance: 100

SC Boris Trajkovski

Referees: Muammar Alwattani (BRN) / Mohammed Gamber (BRN)

Nigeria

Players		Goals / shots										Attack					Def.			Penalties			TP		
#	Surname and name	S	Tot.	%	9m	6m	Wing	7m	FB	Brk.	LD	As.	PC	E7	E2	TF	St.	C7	Blk	YC	2m	R	B		
1	MOHAMMED Abbas	S																							48:57
2	YUSUF Faruk	S	10/18	56	4/10		1/1	5/5		0/2		1	1		1	3	1	1	1						56:31
3	SALAMI Hakeem Damilare	S	1/1	100					1/1							2									34:56
4	MUHAMMAD Bello																								7:36
6	EKPODIO Ebinatei Kiripoinini	S	2/4	50		1/3			1/1					2		4		1							38:49
8	ADELAKUN Adeshola Samson		1/1	100	1/1																				23:25
9	SANI Bilyaminu		0/1	0	0/1																				7:38
10	DIKKO Ibrahim	S	5/7	71	0/1	1/1		0/1	1/1	3/3		1	1			4									55:34
13	DELE Kelvin Gbenga	S	0/2	0	0/1	0/1										1		2							13:10
14	YUSHA U Anas															2									6:05
15	ABDULAZEEZ Abdulrahman											1		1				1							34:08
16	OKWOR Obinna																								11:03
17	GBAWUAN Joseph	S	1/2	50	1/2									1	1	1	3						3		25:52
18	YAHAYA Ismail		2/2	100			2/2					2		1	1										56:16
	Team / bench																								
	UKUPNO		22/38	58	6/16	2/5	3/3	5/6	3/3	3/5	0/0	5	2	5	1	18	2	8	1	0	6	0	0		

Goalkeepers		Saves / shots									
#	Surname and name	Tot.	%	9m	6m	Wing	7m	FB	Brk.	LD	
1	MOHAMMED Abbas	6/37	16	3/11	1/3	2/2	0/4	0/14	0/3		
16	OKWOR Obinna	5/9	56	1/2	1/2	1/3	2/2				
	TOTAL	11/46	24	4/13	2/5	3/5	2/6	0/14	0/3	0/0	

Coach: **Emeka Joseph Nnanami**

Number of attacks: 58, Efficiency: 38%, Average Duration: 39.9 seconds

Attack by type of defense

	Shots	9m	6m	Wing	TF	E7	E2
On def. 6-0	14/29	6/16	2/5	3/3	18	5	1
Fastbreak	3/3				0	0	0

Defense by type

	Total	9m	6m	Wing	Stl.	C7	2m
Def. 6-0	0/1	0/1	0/0	0/0	2	2	1
Def. 5-1	15/25	9/14	2/4	1/4	0	2	1
Def. 4-2	1/5	0/1	1/3	0/1	0	3	3
Def. press.	1/2	0/1	0/0	1/1	0	1	1
Fastbreak	14/16				0	0	0

Attack with goalkeeper out

	Attack				Reaction		
	Att.	Eff.	Shots	TF	FB	LD	Tot.
GK in	58	38%	22/38	18	14/16	0/0	14/16

GK out attack is counted if one part or whole attack was GK out

Attack with player superiority/minority

	Attack				Reaction		
	Att.	Eff.	Shots	TF	FB	LD	Tot.
Superiority +1	4	75%	3/5	0	0/0	0/0	0/0
Normal	43	37%	16/28	13	12/13	0/0	12/13
Minority -1	10	30%	3/5	4	2/3	0/0	2/3

Player superiority counted at the end of attack (in case it changes during attack)

Defense with opponent goalkeeper out

	Attack				Reaction		
	Att.	Eff.	Shots	TF	FB	LD	Tot.
GK out (7 on 6)	3	0%	0/4	0	0/0	0/0	0/0
GK out pl. super.	0	0%	0/0	0	0/0	0/0	0/0
GK in	54	65%	35/52	6	3/3	0/0	3/3

Defense with player superiority/minority

	Attack				Reaction		
	Att.	Eff.	Shots	TF	FB	LD	Tot.
Minority -1	11	45%	5/12	0	0/0	0/0	0/0
Normal	44	68%	30/44	4	2/2	0/0	2/2
Superiority +1	2	0%	0/0	2	1/1	0/0	1/1

Jersey number Tot. Total shooting 6m 6m (line) shooting 9m 9m shooting Wng. Wing shooting FB Fastbreak sh. 7m 7m penalty sh.
 Brk. Breakthrough sh. LD Long distance sh. As. Assists PC Pass clear chance E7 Earned 7m pen. TF Technical faults St. Steals
 2m 2m punishments C7 Committed 7m E2 Earned 2m pun. YC. Yellow cards R/B Red/Blue cards Blk. Blocks S Starting Line-up



2019 IHF Men's Youth (U19) World Championship

North Macedonia (Skopje)

Group C



Match Team Statistics

Match No. 31

Denmark 35 - 22 Nigeria

(21 - 8) (14 - 14)

9.8.2019. 16:30

Attendance: 100

SC Boris Trajkovski

Referees: Muammar Alwattani (BRN) / Mohammed Qamber (BRN)

Shot distribution by player

2 F. Yusuf

2/2	1/1	4/4
1/1	1/1	

1 post 3 block 1/1 lob

3 H. Salami

1/1		

4 B. Muhammad

6 E. Ekpodio

		2/2

8 A. Adelokun

		1/1

9 B. Sani

1 miss.

10 I. Dikko

	1/1	3/3
1/1		

13 K. Dele

14 A. Yusha U

15 A. Abdulazeez

17 J. Gbawan

		1/1

18 I. Yahaya

1/1		1/1

TOTAL

4/4	2/2	11/11
2/2	1/1	1/1

1 post 1 miss. 3 block 1/1 lob

Saves distribution goalkeepers

1 A. Mohammed

0/5	0/3	0/17
0/5		0/1

16 O. Okwor

		0/4

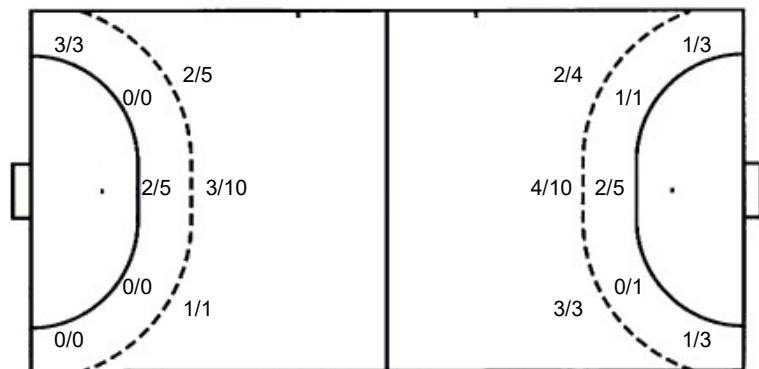
TOTAL

0/5	0/3	0/21
0/5		0/1

Shots by position

ATTACK

DEFENSE



7m penalties 5/6
Fastbreak 3/3
Breakthrough 3/5
Long dist. 0/0

7m penalties 4/7
Fastbreak 14/16
Breakthrough 3/3
Long dist. 0/0

Shooting statistics

Position	Goals	Sav.	Miss.	Post	Blk.	Total	%
Back (9m)	6	6	1	0	3	16	38
Line (6m)	2	3	0	0	0	5	40
Wing	3	0	0	0	0	3	100
7m penalties	5	1	0	0	0	6	83
Fastbreak	3	0	0	0	0	3	100
Breakthrough	3	1	0	1	0	5	60
Total	22	11	1	1	3	38	58

