



2019 IHF Men's Youth (U19) World Championship

North Macedonia (Skopje)

Group C



Match Team Statistics

Match No. 23

Argentina 19 - 29 Denmark

(11 - 15) (8 - 14)

8.8.2019. 18:30

Attendance: 100

SC Boris Trajkovski

Referees: Denis Bolic (AUT) / Christoph Hurich (AUT)

Argentina

Players		Goals / shots									Attack				Def.			Penalties			TP					
#	Surname and name	S	Tot.	%	9m	6m	Wing	7m	FB	Brk.	LD	As.	PC	E7	E2	TF	St.	C7	Blk	YC	2m	R	B			
2	ARAVENA Joaquin	S	1/1	100	1/1								1	1	1	1									19:52	
3	BARCELO GARCIA Santiago		3/6	50	1/2			2/2		0/2		1		1		1									24:09	
4	PAEZ ALARCON Tomas Salvador	S	0/1	0			0/1																1		38:21	
5	FORTI Franco Lautaro	S	2/4	50	1/2	0/1				1/1		2		1	1	3							1		19:01	
6	BAUMGARTNER Federico Matias												1			2		1							10:05	
7	ELST Jeronimo Tomas	S	4/6	67	0/1	2/2				2/3		3		1		2						1	1		32:10	
8	FILLOL CAO Tomas Lautaro		1/1	100			1/1								1			2					1		12:20	
9	PAULONI Juan Agustin		2/3	67			1/1	1/2																	18:53	
10	IGLESIAS Agustin Ariel	S	1/2	50		1/2										2	1		1						22:46	
11	JUNG Martin Nicolas		1/3	33	1/3								1			2									22:48	
14	SANTOS Julian																								38:54	
15	VAZQUEZ PALMIERI Fausto																									32:15
16	VILLARREAL Juan Ignacio	S																								27:02
17	UZNER Agustin		4/6	67	2/4	1/1				1/1			1			1		1							32:31	
18	BARCELO GARCIA Joaquin	S	0/3	0	0/1		0/1			0/1				1	1	1		1							44:33	
19	VITALLER PAVICICH Lucas		0/1	0	0/1																				24:20	
	Team / bench																							1		
	UKUPNO		19/37	51	6/15	4/6	2/4	3/4	0/0	4/8	0/0	6	4	4	4	14	1	5	1	2	4	0	0			

Goalkeepers		Saves / shots								
#	Surname and name	Tot.	%	9m	6m	Wing	7m	FB	Brk.	LD
15	VAZQUEZ PALMIERI Fausto	9/24	38	4/8	1/2	1/3	1/4	1/3	1/4	
16	VILLARREAL Juan Ignacio	2/16	13	2/6	0/2	0/2	0/1	0/1	0/4	
	TOTAL	11/40	28	6/14	1/4	1/5	1/5	1/4	1/8	0/0

Coach: Fernando Luis Capurro

Number of attacks: 52, Efficiency: 37%, Average Duration: 38.7 seconds

Attack by type of defense

	Shots	9m	6m	Wing	TF	E7	E2
On def. 6-0	16/33	6/15	4/6	2/4	14	4	4
Fastbreak	0/0				0	0	0

Defense by type

	Total	9m	6m	Wing	Stl.	C7	2m
Def. 6-0	4/7	2/5	1/1	1/1	1	1	3
Def. 5-1	18/28	6/11	2/3	3/6	0	4	1
Fastbreak	3/4				0	0	0

Attack with goalkeeper out

	Attack				Reaction		
	Att.	Eff.	Shots	TF	FB	LD	Tot.
GK out (7 on 6)	1	0%	0/2	0	0/0	0/0	0/0
GK out pl. minority	1	0%	0/0	1	0/0	0/0	0/0
GK in	50	38%	19/35	13	3/4	0/1	3/5

GK out attack is counted if one part or whole attack was GK out

Defense with opponent goalkeeper out

	Attack				Reaction		
	Att.	Eff.	Shots	TF	FB	LD	Tot.
GK out (7 on 6)	1	100%	1/1	0	0/0	0/0	0/0
GK out pl. super.	1	0%	0/1	0	0/0	0/0	0/0
GK in	49	57%	28/43	7	0/0	0/0	0/0

Attack with player superiority/minority

	Attack				Reaction		
	Att.	Eff.	Shots	TF	FB	LD	Tot.
Superiority +2	3	67%	2/3	0	0/0	0/0	0/0
Superiority +1	6	33%	2/5	2	0/0	0/0	0/0
Normal	29	28%	8/19	9	2/3	0/0	2/3
Minority -1	10	50%	5/7	2	0/0	0/1	0/1

Player superiority counted at the end of attack (in case it changes during attack)

Defense with player superiority/minority

	Attack				Reaction		
	Att.	Eff.	Shots	TF	FB	LD	Tot.
Minority -1	7	43%	3/7	0	0/0	0/0	0/0
Normal	31	58%	18/26	6	0/0	0/0	0/0
Superiority +1	6	67%	4/7	0	0/0	0/0	0/0
Superiority +2	3	33%	1/1	1	0/0	0/0	0/0

Jersey number Tot. Total shooting 6m 6m (line) shooting 9m 9m shooting Wng. Wing shooting FB Fastbreak sh. 7m 7m penalty sh.
 Brk. Breakthrough sh. LD Long distance sh. As. Assists PC Pass clear chance E7 Earned 7m pen. TF Technical faults St. Steals
 2m 2m punishments C7. Committed 7m E2 Earned 2m pun. YC. Yellow cards R/B Red/Blue cards Blk. Blocks S Starting Line-up



2019 IHF Men's Youth (U19) World Championship

North Macedonia (Skopje)

Group C



Match Team Statistics

Match No. 23

Argentina 19 - 29 Denmark

(11 - 15) (8 - 14)

8.8.2019. 18:30

Attendance: 100

SC Boris Trajkovski

Referees: Denis Bolic (AUT) / Christoph Hurich (AUT)

Shot distribution by player

2 J. Aravena

1/1		

3 S. Barcelo Garcia

1/1		
1/1		1/1

1 miss.

4 T. Paez Alarcon

5 F. Forti

		1/1
		1/1

1 post

6 F. Baumgartner

7 J. Elst

	1/1	1/1
1/1		
1/1		

8 T. Fillol Cao

		1/1

9 J. Pauloni

		1/1

1/1 lob

10 A. Iglesias

		1/1

11 M. Jung

		1/1

1 miss. 1 block

14 J. Santos

17 A. Uzner

4/4		

1 post

18 J. Barcelo Garcia

2 miss.

19 L. Vitaller Pavicich

TOTAL

5/5	1/1	3/3
2/2		1/1
2/2		4/4

2 post 4 miss. 1 block 1/1 lob

Saves distribution goalkeepers

15 F. Vazquez Palmieri

0/3		0/3
0/1		0/1
0/2		0/4

16 J. Villarreal

0/4		0/3
		0/1
0/3		0/3

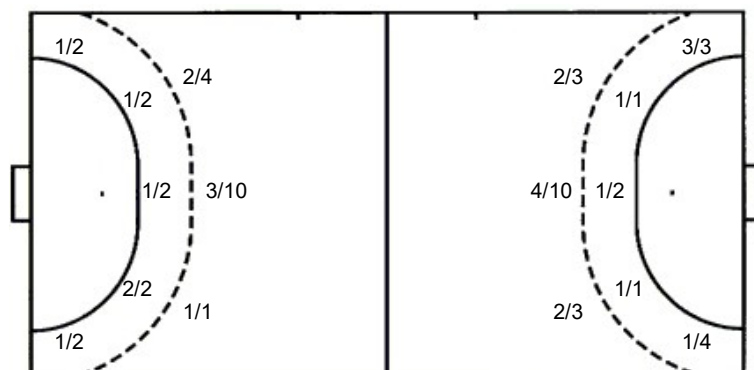
TOTAL

0/7		0/6
0/1		0/2
0/5		0/7

Shots by position

ATTACK

DEFENSE



7m penalties 3/4
Fastbreak 0/0
Breakthrough 4/8
Long dist. 0/0

7m penalties 4/5
Fastbreak 3/4
Breakthrough 7/8
Long dist. 0/1

Shooting statistics

Position	Goals	Sav.	Miss.	Post	Blk.	Total	%
Back (9m)	6	4	3	1	1	15	40
Line (6m)	4	1	0	1	0	6	67
Wing	2	1	1	0	0	4	50
7m penalties	3	1	0	0	0	4	75
Fastbreak	0	0	0	0	0	0	0
Breakthrough	4	4	0	0	0	8	50
Total	19	11	4	2	1	37	51

Jersey number Tot. Total shooting 6m 6m (line) shooting 9m 9m shooting Wng. Wing shooting FB Fastbreak sh. 7m 7m penalty sh.
Brk. Breakthrough sh. LD Long distance sh. As. Assists PC Pass clear chance E7 Earned 7m pen. TF Technical faults St. Steals
2m 2m punishments C7. Committed 7m E2 Earned 2m pun. YC. Yellow cards R/B Red/Blue cards Blk. Blocks S Starting Line-up



2019 IHF Men's Youth (U19) World Championship

North Macedonia (Skopje)

Group C



Match Team Statistics

Match No. 23

Argentina 19 - 29 Denmark

(11 - 15) (8 - 14)

8.8.2019. 18:30

Attendance: 100

SC Boris Trajkovski

Referees: Denis Bolic (AUT) / Christoph Hurich (AUT)

Denmark

Players		Goals / shots										Attack					Def.			Penalties			TP		
#	Surname and name	S	Tot.	%	9m	6m	Wing	7m	FB	Brk.	LD	As.	PC	E7	E2	TF	St.	C7	Blk	YC	2m	R	B		
1	RUGHAVE Svend Bro	S																							28:22
3	JACOBSEN Steven P.	S	1/1	100		1/1						1		1				1		1	1				57:17
4	BEUSCHAU Anders																								0:01
6	PYTLICK Simon B.	S	4/7	57	0/3			2/2		2/2		3						1							40:58
7	HAUBRO JENSEN Magnus		2/2	100	1/1					1/1		2		1	2		1								35:59
11	WOSNIAK Oliver		2/3	67	1/1					1/2				1	1										10:04
14	LARSEN Magnus	S	1/2	50	1/2							1				1	1								23:41
15	REINHOLDT LEGER Lauritz		2/3	67						2/2	0/1	2	3	1	1	2		1							35:28
16	LARSEN Oliver											1													27:20
17	CIESLAK Jeppe M.	S	2/2	100				2/2										1							13:21
18	FILTENBORG Anton Krogh	S	0/1	0			0/1									1									24:03
19	HOXER HANGAARD Mads																								
21	JESSEN Emil	S	7/10	70	5/7				1/2	1/1				1	2	1		1							29:33
24	JUHL REFGAARD Oliver		1/4	25	0/1		1/3																		29:31
25	SONN Sasser		1/2	50	0/1	1/1																	1		10:41
26	SKOTT Sebastian		6/8	75		1/2	3/3	0/1	2/2				1			1									53:41
	Team / bench																								
	UKUPNO		29/45	64	8/16	3/4	4/7	4/5	3/4	7/8	0/1	10	4	5	4	7	3	4	1	1	4	0	0		

Goalkeepers		Saves / shots									
#	Surname and name	Tot.	%	9m	6m	Wing	7m	FB	Brk.	LD	
1	RUGHAVE Svend Bro	4/15	27	1/5	0/3		1/3		2/4		
16	LARSEN Oliver	7/15	47	3/5	1/2	1/3	0/1		2/4		
	TOTAL	11/30	37	4/10	1/5	1/3	1/4	1/0	4/8	0/0	

Coach: **Simon S. Sorensen**

Number of attacks: 51, Efficiency: 57%, Average Duration: 31.1 seconds

Attack by type of defense

	Shots	9m	6m	Wing	TF	E7	E2
On def. 6-0	4/7	2/5	1/1	1/1	1	1	3
On def. 5-1	18/28	6/11	2/3	3/6	6	4	1
Fastbreak	3/4				0	0	0

Defense by type

	Total	9m	6m	Wing	Stl.	C7	2m
Def. 6-0	16/33	6/15	4/6	2/4	2	4	4
Def. 5-1	0/0	0/0	0/0	0/0	1	0	0
Fastbreak	0/0				0	0	0

Attack with goalkeeper out

	Attack				Reaction		
	Att.	Eff.	Shots	TF	FB	LD	Tot.
GK out (7 on 6)	1	100%	1/1	0	0/0	0/0	0/0
GK out pl. minority	1	0%	0/1	0	0/0	0/0	0/0
GK in	49	57%	28/43	7	0/0	0/0	0/0

GK out attack is counted if one part or whole attack was GK out

Defense with opponent goalkeeper out

	Attack				Reaction		
	Att.	Eff.	Shots	TF	FB	LD	Tot.
GK out (7 on 6)	1	0%	0/2	0	0/0	0/0	0/0
GK in	50	38%	19/35	13	3/4	0/1	3/5

Attack with player superiority/minority

	Attack				Reaction		
	Att.	Eff.	Shots	TF	FB	LD	Tot.
Superiority +1	7	43%	3/7	0	0/0	0/0	0/0
Normal	31	58%	18/26	6	0/0	0/0	0/0
Minority -1	6	67%	4/7	0	0/0	0/0	0/0
Minority -2	3	33%	1/1	1	0/0	0/0	0/0

Player superiority counted at the end of attack (in case it changes during attack)

Defense with player superiority/minority

	Attack				Reaction		
	Att.	Eff.	Shots	TF	FB	LD	Tot.
Minority -2	3	67%	2/3	0	0/0	0/0	0/0
Minority -1	6	33%	2/5	2	0/0	0/0	0/0
Normal	29	28%	8/19	9	2/3	0/0	2/3
Superiority +1	10	50%	5/7	2	0/0	0/1	0/1

Jersey number Tot. Total shooting 6m 6m (line) shooting 9m 9m shooting Wng. Wing shooting FB Fastbreak sh. 7m 7m penalty sh.
 Brk. Breakthrough sh. LD Long distance sh. As. Assists PC Pass clear chance E7 Earned 7m pen. TF Technical faults St. Steals
 2m 2m punishments C7. Committed 7m E2 Earned 2m pun. YC. Yellow cards R/B Red/Blue cards Blk. Blocks S Starting Line-up



2019 IHF Men's Youth (U19) World Championship

North Macedonia (Skopje)

Group C



Match Team Statistics

Match No. 23

Argentina 19 - 29 Denmark

(11 - 15) (8 - 14)

8.8.2019. 18:30

Attendance: 100

SC Boris Trajkovski

Referees: Denis Bolic (AUT) / Christoph Hurich (AUT)

Shot distribution by player

3 S. Jacobsen

1/1		

4 A. Beuschau

6 S. Pytlick

		1/1
		1/1
1/1		1/1

7 M. Haubro Jensen

1/1		1/1

11 O. Wosniak

2/2		

14 M. Larsen

1/1		

1 post

15 L. Reinholdt Leger

		1/1
1/1		

1 post

17 J. Cieslak

1/1		
		1/1

18 A. Filtenborg

1 post

19 M. Hoxer Hangaard

21 E. Jessen

1/1		1/1
2/2		3/3

1 block

24 O. Juhl Refsgaard

1/1		

1 miss.

25 S. Sonn

		1/1

26 S. Skott

		1/1
1/1		1/1
		2/2

1/1 lob

TOTAL

7/7		6/6
1/1		2/2
5/5		7/7

3 post 1 miss. 1 block 1/1 lob

Saves distribution goalkeepers

1 S. Rughave

0/4	0/1	0/2
0/1		
0/1		0/2

16 O. Larsen

0/1		0/1
0/1		0/1
0/1		0/2

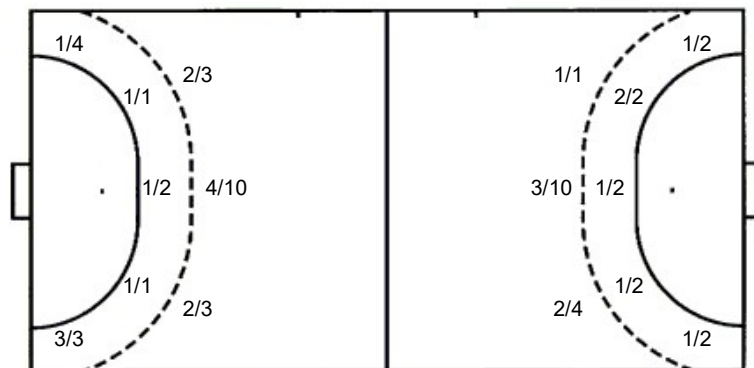
TOTAL

0/5	0/1	0/3
0/2		0/1
0/2		0/4

Shots by position

ATTACK

DEFENSE



7m penalties 4/5
Fastbreak 3/4
Breakthrough 7/8
Long dist. 0/1

7m penalties 3/4
Fastbreak 0/0
Breakthrough 4/8
Long dist. 0/0

Shooting statistics

Position	Goals	Sav.	Miss.	Post	Blk.	Total	%
Back (9m)	8	6	0	1	1	16	50
Line (6m)	3	1	0	0	0	4	75
Wing	4	1	1	1	0	7	57
7m penalties	4	1	0	0	0	5	80
Fastbreak	3	1	0	0	0	4	75
Breakthrough	7	1	0	0	0	8	88
Total	29	11	1	2	1	44	66



2019 IHF Men's Youth (U19) World Championship
North Macedonia (Skopje)
Group C

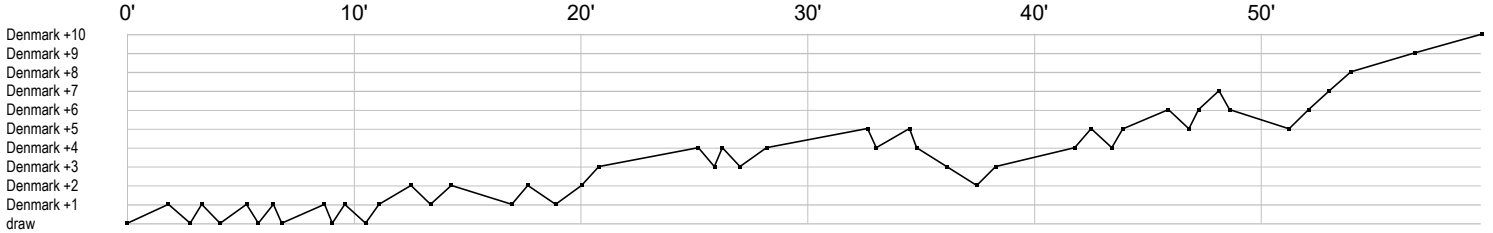


Match Team Statistics
Match No. 23

Argentina 19 - 29 Denmark
 (11 - 15) (8 - 14)

8.8.2019. 18:30
 Attendance: 100
 SC Boris Trajkovski

Referees: Denis Bolic (AUT) / Christoph Hurich (AUT)



Argentina

2 Aravena J	p g			i															
3 Barcelo				g		f f			a	g			eg				ft		
4 Paez Alarcon							2											f	
5 Forti F	f t	e	a	i	a					g		f	t	2	g	t			
6 Baumgartner													t				c		tp
7 Elst J		y	g	ff	g	g	t		a	e									
8 Fillol Cao T									c	i		g	2c						
9 Pauloni J		g		f														g	
10 Iglesias A			g															t	x
11 Jung M									g	f	t							t	f
14 Santos J																			p
15 Vazquez									r	r	s	r	s	r	s	r	r	r	s
16 Villarreal J	sr	r	r	r	r	r	r	r	r	srr		r	r						
17 Uzner A					g	p	g		f	g			t	g			f	c	
18 Barcelo			ei				f												t
19 Vitaller													f						f

Denmark

1 Rughave S			r	r	sr	r	ss	r	r	r	r	r	s	r	r				
3 Jacobsen S			a	cy					g	2									e
4 Beuschau A																			
6 Pytlick S			f			a	2		a	g									g
7 Haubro										gi				ei					a
11 Wosniak O										e				g	f		gi		
14 Larsen M			g							t									b
15 Reinholdt								a	c	g	p	e	t	p				gi	f
16 Larsen O														r	asr	r	r	s	s
17 Cieslak J					2c							g		g					
18 Filltenborg A				t							f								r
19 Hoxer																			
21 Jessen E			g		g		g		g									e	f
24 Juhl												f			f			g	f
25 Sonn S											fg			2					
26 Skott S			g		g										t		g	f	f

In game	g Goal scored	f Missed shot	a Assist	t Technical faults	b Steal
2 2min suspension	e Eearned 7m	c Committed 7m	y Yellow card	r Red Card	k Blue card
i Earned 2min.	x Block	4 4min suspension	p Pass for clear chance	s Saved shot	r Received goal