



2019 IHF Men's Youth (U19) World Championship

North Macedonia (Skopje)

Group A



Match Team Statistics

Norway 28 - 28 Spain

8.8.2019. 16:30

Match No. 19

(13 - 13) (15 - 15)

Attendance: 150

SC Jane Sandanski

Referees: Yann Carmaux (FRA) / Julien Mursch (FRA)

Norway

#	Surname and name	S	Goals / shots								Attack				Def.			Penalties			TP				
			Tot.	%	9m	6m	Wing	7m	FB	Brk.	LD	As.	PC	E7	E2	TF	St.	C7	Blk	YC		2m	R	B	
2	REITAN Eskil Dahl																								8:31
3	LINDQVIST Tollef Oskar		2/2	100				1/1			1/1												1		16:00
5	SEGUJJA Magnus Galabuzi	S	2/3	67		0/1	2/2							1	1	1	3		1						60:00
7	INSELSETH Birk Hermann													1			1						2		14:45
8	LILLELIEN Ola Hoftun	S	3/4	75		1/1	2/2				0/1								1						41:41
10	NORBERG Viktor Petersen	S	4/9	44	3/8						1/1			6	1		3	1	1				1		57:53
12	KRISTENSEN Andre Bergsholm	S												1				1							60:00
14	REKSTAD Mads Falck		3/4	75			0/1	3/3																	3:16
18	LARSEN Kristian Hubert		4/4	100		3/3				1/1					1	1	2	1		1			2		44:30
19	BUCHARDT Markus																								
21	LANGELAND Magnus																								
25	LANGERUD Thomas Kristoffersen																								
26	ELVERHOY Jonas Myreng		0/1	0	0/1																				2:43
32	HELSINGHOF Victor Sprus	S	2/2	100		2/2								1					1				1		19:06
33	LYSE Simen Ulstad	S	2/7	29	2/7									3	2		2		1						37:11
62	GJERMUNDNES Jorg William Fiala	S	6/8	75	3/5						3/3			2			3		1				2		54:24
	Team / bench																						1		
	UKUPNO		28/44	64	8/21	6/7	5/6	3/3	2/2	4/5	0/0			15	2	3	2	15	3	6	1	1	10	0	0

#	Surname and name	Saves / shots								
		Tot.	%	9m	6m	Wing	7m	FB	Brk.	LD
12	KRISTENSEN Andre Bergsholm	13/37	35	5/11	1/6	1/7	4/6		1/6	1/1
25	LANGERUD Thomas Kristoffersen									
	TOTAL	13/37	35	5/11	1/6	1/7	4/6	0/0	1/6	1/1

Coach: Johnny Jensen

Number of attacks: 57, Efficiency: 49%, Average Duration: 33.6 seconds

Attack by type of defense

	Shots	9m	6m	Wing	TF	E7	E2
On def. 6-0	0/0	0/0	0/0	0/0	0	1	0
On def. 3-2-1	23/39	8/21	6/7	5/6	15	2	2
Fastbreak	2/2				0	0	0

Defense by type

	Total	9m	6m	Wing	Stl.	C7	2m
Def. 6-0	22/34	6/13	5/8	6/7	0	6	9
Def. 3-2-1	0/0	0/0	0/0	0/0	3	0	1
Fastbreak	0/0				0	0	0

Attack with goalkeeper out

	Attack				Reaction		
	Att.	Eff.	Shots	TF	FB	LD	Tot.
GK out (7 on 6)	5	40%	2/3	2	0/0	0/1	0/1
GK out pl. minority	14	57%	8/8	6	0/0	4/4	4/4
GK in	38	47%	18/33	7	0/0	0/0	0/0

GK out attack is counted if one part or whole attack was GK out

Attack with player superiority/minority

	Attack				Reaction		
	Att.	Eff.	Shots	TF	FB	LD	Tot.
Superiority +1	6	33%	2/4	2	0/0	0/1	0/1
Normal	31	52%	16/26	7	0/0	0/0	0/0
Minority -1	17	41%	7/11	6	0/0	4/4	4/4
Minority -2	1	100%	1/1	0	0/0	0/0	0/0

Player superiority counted at the end of attack (in case it changes during attack)

Defense with opponent goalkeeper out

	Attack				Reaction		
	Att.	Eff.	Shots	TF	FB	LD	Tot.
GK out (7 on 6)	3	33%	1/2	0	0/0	0/0	0/0
GK in	54	50%	27/43	12	1/1	0/0	1/1

Defense with player superiority/minority

	Attack				Reaction		
	Att.	Eff.	Shots	TF	FB	LD	Tot.
Minority -2	3	0%	0/3	0	0/0	0/0	0/0
Minority -1	20	65%	13/15	4	0/0	0/0	0/0
Normal	30	47%	14/24	7	1/1	0/0	1/1
Superiority +1	4	25%	1/3	1	1/1	0/0	1/1

Jersey number Tot. Total shooting 6m 6m (line) shooting 9m 9m shooting Wng Wing shooting FB Fastbreak sh. 7m 7m penalty sh.
 Brk. Breakthrough sh. LD Long distance sh. As. Assists PC Pass clear chance E7 Earned 7m pen. TF Technical faults St. Steals
 2m 2m punishments C7. Committed 7m E2 Earned 2m pun. YC. Yellow cards R/B Red/Blue cards Blk. Blocks S Starting Line-up



2019 IHF Men's Youth (U19) World Championship

North Macedonia (Skopje)

Group A



Match Team Statistics

Match No. 19

Norway 28 - 28 Spain

(13 - 13) (15 - 15)

8.8.2019. 16:30

Attendance: 150

SC Jane Sandanski

Referees: Yann Carmaux (FRA) / Julien Mursch (FRA)

Shot distribution by player

2 E. Reitan

3 T. Lindqvist

		1/1

1/1 lob

5 M. Segujja

	1/1	1/1

1 miss.

7 B. Inselseth

8 O. Lillelien

2/2		
		1/1

10 V. Norberg

1/1		1/1
1/1	1/1	

1 post 1 miss.

14 M. Rekstad

1/1		
1/1		
	1/1	

18 K. Larsen

		1/1
1/1		
	2/2	

19 M. Buchardt

21 M. Langeland

26 J. Elverhoy

32 V. Helsinghof

		1/1
		1/1

33 S. Lyse

1/1		1/1

1 miss. 1 block

62 J. Gjermundnes

2/2		
3/3	1/1	

TOTAL

2/2	1/1	4/4
6/6		
5/5	5/5	4/4

1 post 3 miss. 1 block 1/1 lob

Saves distribution goalkeepers

12 A. Kristensen

0/2	0/2	0/3
		0/4
0/7	0/2	0/7

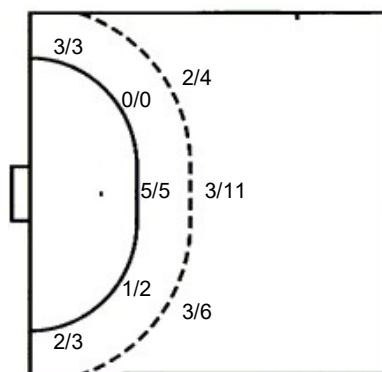
25 T. Langerud

TOTAL

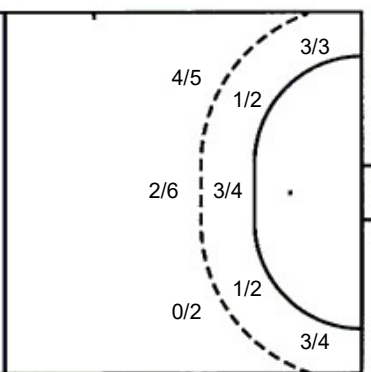
0/2	0/2	0/3
		0/4
0/7	0/2	0/7

Shots by position

ATTACK



DEFENSE



7m penalties 3/3
Fastbreak 2/2
Breakthrough 4/5
Long dist. 0/0

7m penalties 2/6
Fastbreak 0/0
Breakthrough 5/6
Long dist. 4/5

Shooting statistics

Position	Goals	Sav.	Miss.	Post	Blk.	Total	%
Back (9m)	8	9	2	1	1	21	38
Line (6m)	6	0	1	0	0	7	86
Wing	5	1	0	0	0	6	83
7m penalties	3	0	0	0	0	3	100
Fastbreak	2	0	0	0	0	2	100
Breakthrough	4	1	0	0	0	5	80
Total	28	11	3	1	1	44	64

Jersey number Tot. Total shooting 6m 6m (line) shooting 9m 9m shooting Wng. Wing shooting FB Fastbreak sh. 7m 7m penalty sh.
Brk. Breakthrough sh. LD Long distance sh. As. Assists PC Pass clear chance E7 Earned 7m pen. TF Technical faults St. Steals
2m 2m punishments C7. Committed 7m E2 Earned 2m pun. YC. Yellow cards R/B Red/Blue cards Blk. Blocks S Starting Line-up



2019 IHF Men's Youth (U19) World Championship

North Macedonia (Skopje)

Group A



Match Team Statistics

Match No. 19

Norway 28 - 28 Spain

(13 - 13) (15 - 15)

8.8.2019. 16:30

Attendance: 150

SC Jane Sandanski

Referees: Yann Carmaux (FRA) / Julien Mursch (FRA)

Spain

Players		Goals / shots										Attack				Def.			Penalties			TP			
#	Surname and name	S	Tot.	%	9m	6m	Wing	7m	FB	Brk.	LD	As.	PC	E7	E2	TF	St.	C7	Blk	YC	2m		R	B	
1	RODRIGUEZ LARIO Roberto	S														1									47:58
2	GONI MACUA Ernesto																								
3	MARTIN BOTET Alberto	S	0/1	0		0/1										1			1						16:14
4	BASUALDO DIEZ Ange Manuel		1/2	50		1/1					0/1	1		1	1	1									40:55
5	ROCA RODRIGUEZ David	S	2/4	50	0/2					2/2		2	1	1	2	3		3							50:02
6	DIAZ HERNANDEZ Alberto		5/8	63	1/3			2/3		2/2				1		3									26:07
7	GARCIA SANCHEZ Oscar		3/3	100		2/2	1/1									1									37:45
8	PRECIADO RAMOS Alvaro	S	2/5	40	1/3	1/2						2			2			1				1			32:52
9	PASCUAL GARCIA Alex	S	5/8	63		1/2	2/2	0/2			2/2					1	1								24:56
10	IZQUIERDO LABAYEN Ander		4/5	80	3/3			0/1		1/1		2	1	1											30:52
11	PALOMINO MORON Juan		1/1	100							1/1							1				1			18:33
13	LUIS MOSQUERA Domingo Jesus		0/1	0	0/1											1									0:03
15	AGUILELLA FABREGAT Marcos	S	2/3	67			2/3							1											51:56
17	ALA SANCHEZ Sergi		1/1	100			1/1																		8:04
22	MARTINEZ LLAMAZARES Isidoro	S	2/3	67	1/1					0/1	1/1	4	1	1	3	2		1							30:45
33	PEREZ MOLINA Jorge																								2:58
Team / bench																									
UKUPNO			28/45	62	6/13	5/8	6/7	2/6	0/0	5/6	4/5	11	3	6	9	13	4	3	1	0	2	0	0		

Goalkeepers		Saves / shots									
#	Surname and name	Tot.	%	9m	6m	Wing	7m	FB	Brk.	LD	
1	RODRIGUEZ LARIO Roberto	9/33	27	8/15	0/6	0/3	0/2	0/2	1/5		
33	PEREZ MOLINA Jorge	2/6	33	1/2		1/3	0/1				
TOTAL		11/39	28	9/17	0/6	1/6	0/3	0/2	1/5	0/0	

Coach: **Alberto Suarez Menendez**

Number of attacks: 58, Efficiency: 48%, Average Duration: 29.0 seconds

Attack by type of defense

	Shots	9m	6m	Wing	TF	E7	E2
On def. 6-0	22/34	6/13	5/8	6/7	13	6	8
On def. 3-2-1	0/0	0/0	0/0	0/0	0	0	1
Fastbreak	0/0				0	0	0

Defense by type

	Total	9m	6m	Wing	Stl.	C7	2m
Def. 6-0	0/0	0/0	0/0	0/0	3	1	0
Def. 3-2-1	23/39	8/21	6/7	5/6	1	2	2
Fastbreak	2/2				0	0	0

Attack with goalkeeper out

	Attack				Reaction		
	Att.	Eff.	Shots	TF	FB	LD	Tot.
GK out (7 on 6)	3	33%	1/2	0	0/0	0/0	0/0
GK out pl. minority	1	0%	0/0	1	1/1	0/0	1/1
GK in	54	50%	27/43	12	1/1	0/0	1/1

GK out attack is counted if one part or whole attack was GK out

Defense with opponent goalkeeper out

	Attack				Reaction		
	Att.	Eff.	Shots	TF	FB	LD	Tot.
GK out (7 on 6)	5	40%	2/3	2	0/0	0/1	0/1
GK out pl. super.	14	57%	8/8	6	0/0	4/4	4/4
GK in	38	47%	18/33	7	0/0	0/0	0/0

Attack with player superiority/minority

	Attack				Reaction		
	Att.	Eff.	Shots	TF	FB	LD	Tot.
Superiority +2	3	0%	0/3	0	0/0	0/0	0/0
Superiority +1	20	65%	13/15	4	0/0	0/0	0/0
Normal	30	47%	14/24	7	1/1	0/0	1/1
Minority -1	4	25%	1/3	1	1/1	0/0	1/1

Player superiority counted at the end of attack (in case it changes during attack)

Defense with player superiority/minority

	Attack				Reaction		
	Att.	Eff.	Shots	TF	FB	LD	Tot.
Minority -1	6	33%	2/4	2	0/0	0/1	0/1
Normal	31	52%	16/26	7	0/0	0/0	0/0
Superiority +1	17	41%	7/11	6	0/0	4/4	4/4
Superiority +2	1	100%	1/1	0	0/0	0/0	0/0

Jersey number Tot. Total shooting 6m 6m (line) shooting 9m 9m shooting Wng Wing shooting FB Fastbreak sh. 7m 7m penalty sh.
 Brk. Breakthrough sh. LD Long distance sh. As. Assists PC Pass clear chance E7 Earned 7m pen. TF Technical faults St. Steals
 2m 2m punishments C7. Committed 7m E2 Earned 2m pun. YC. Yellow cards R/B Red/Blue cards Blk. Blocks S Starting Line-up



2019 IHF Men's Youth (U19) World Championship

North Macedonia (Skopje)

Group A



Match Team Statistics

Match No. 19

Norway 28 - 28 Spain

(13 - 13) (15 - 15)

8.8.2019. 16:30

Attendance: 150

SC Jane Sandanski

Referees: Yann Carmaux (FRA) / Julien Mursch (FRA)

Shot distribution by player

2 E. Goni Macua

3 A. Martin Botet

1 miss.

4 A. Basualdo Diez

		1/1

5 D. Roca Rodriguez

1/1	1/1	

6 A. Diaz Hernandez

		1/1
2/2		1/1

2 miss. 1/1 lob

7 O. Garcia Sanchez

		1/1
1/1		1/1

8 A. Preciado Ramos

1/1	1/1	

9 A. Pascual Garcia

1/1	1/1	
		1/1
1/1		1/1

1 miss.

10 A. Izquierdo Labayen

		1/1
1/1		2/2

11 J. Palomino Moron

		1/1

13 D. Luis Mosquera

15 M. Aguililla Fabregat

		2/2

17 S. Ala Sanchez

1/1		

22 I. Martinez Llamazares

	1/1	
		1/1

TOTAL

2/2	2/2	3/3
		4/4
7/7	2/2	7/7

4 miss. 1/1 lob

Saves distribution goalkeepers

1 R. Rodriguez Lario

0/1	0/1	0/4
0/5		
0/5	0/4	0/4

33 J. Perez Molina

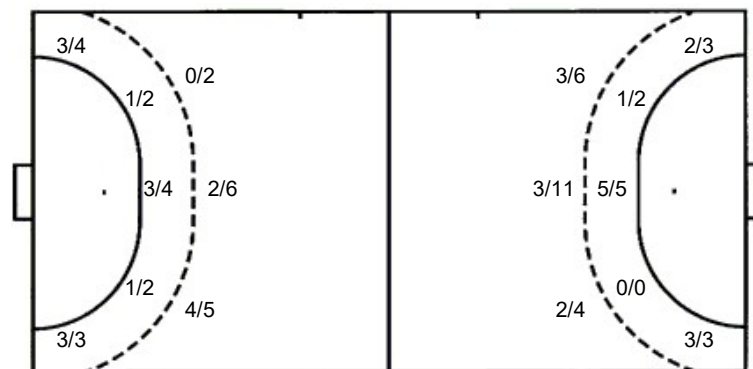
0/1		
0/1		
	0/1	

TOTAL

0/2	0/1	0/4
0/6		
0/5	0/5	0/4

Shots by position

ATTACK



DEFENSE

Shooting statistics

Position	Goals	Sav.	Miss.	Post	Bik.	Total	%
Back (9m)	6	5	2	0	0	13	46
Line (6m)	5	1	2	0	0	8	63
Wing	6	1	0	0	0	7	86
7m penalties	2	4	0	0	0	6	33
Fastbreak	0	0	0	0	0	0	0
Breakthrough	5	1	0	0	0	6	83
Total	24	12	4	0	0	40	60

7m penalties 2/6
Fastbreak 0/0
Breakthrough 5/6
Long dist. 4/5

7m penalties 3/3
Fastbreak 2/2
Breakthrough 4/5
Long dist. 0/0

Jersey number Tot. Total shooting 6m 6m (line) shooting 9m 9m shooting Wng. Wing shooting FB Fastbreak sh. 7m 7m penalty sh.
Brk. Breakthrough sh. LD Long distance sh. As. Assists PC Pass clear chance E7 Earned 7m pen. TF Technical faults St. Steals
2m 2m punishments C7. Committed 7m E2 Earned 2m pun. YC. Yellow cards R/B Red/Blue cards Blk. Blocks S Starting Line-up

