



2019 IHF Men's Youth (U19) World Championship

North Macedonia (Skopje)

Group D



Match Team Statistics

Brasil 26 - 30 Iceland

7.8.2019. 18:30

Match No. 17

(15 - 18) (11 - 12)

Attendance: 50

SC Boris Trajkovski

Referees: Adam Biro (HUN) / Oliver Kiss (HUN)

Brasil

#	Surname and name	S	Goals / shots								Attack					Def.			Penalties			TP					
			Tot.	%	9m	6m	Wing	7m	FB	Brk.	LD	As.	PC	E7	E2	TF	St.	C7	Blk	YC	2m		R	B			
2	ASSUMPCAO BRAGA Marcos	S	10/13	77	6/6	2/3	0/1	0/1					2/2		2		1	2	2	1		1		2			41:08
3	SILVA SANTOS Washington	S	2/3	67			1/1	0/1	1/1										1								28:17
4	INOUE LANGARO Davi		0/1	0	0/1									2	1			1									34:35
5	REIS TONINI Rafael																										7:16
7	SANTIAGO RIBEIRO Marcos Vinicius	S	0/3	0	0/1					0/1				2	1	1		1									34:42
8	FREITAS OLIVEIRA Tarcisio	S	2/9	22	2/6	0/1		0/1		0/1				3		2	1	3	1	1				2			46:00
9	SEIFERT Philipp		1/2	50	1/2																						3:49
10	RODRIGUES PIRES Pablo	S												2				1	2								49:50
11	DA SILVA Marcos Antonio		3/4	75			2/3		1/1									2									30:00
15	SABOIA DA SILVA Luis Andre		0/1	0	0/1													1									5:54
16	EVANGELISTA Emanuel																	1									16:59
21	FLOR DA SILVA Gustavo	S																1									39:27
23	BRITO FEBRAS Mario		0/1	0	0/1																						1:15
24	LOPES VITALINO Henry																										12:07
35	DA SILVA SANTOS Carlos	S	7/8	88			6/6	0/1			1/1							1	1								45:07
37	COSTA DA SILVA Jose Luciano		1/2	50	1/2																			1			23:34
Team / bench																											
UKUPNO			26/47	55	10/19	2/5	9/11	0/5	2/2	2/4	1/1	11	2	4	3	14	5	1	1	0	4	1	0				

Goalkeepers		Saves / shots								
#	Surname and name	Tot.	%	9m	6m	Wing	7m	FB	Brk.	LD
16	EVANGELISTA Emanuel	3/10	30	1/1	0/2	0/4			2/3	
21	FLOR DA SILVA Gustavo	5/27	19	0/4	1/3	3/8	0/1	0/2	1/9	
TOTAL		8/37	22	1/5	1/5	3/12	0/1	0/2	3/12	0/0

Coach: **Alberto Gallina**

Number of attacks: 55, Efficiency: 47%, Average Duration: 29.8 seconds

Attack by type of defense

	Shots	9m	6m	Wing	TF	E7	E2
On def. 6-0	3/7	0/1	1/1	2/4	3	1	2
On def. 5-1	19/31	10/18	1/4	6/6	11	3	1
On def. 3-2-1	1/1	0/0	0/0	1/1	0	0	0
Fastbreak	2/2				0	0	0

Defense by type

	Total	9m	6m	Wing	Stl.	C7	2m
Def. 6-0	13/22	2/6	1/2	6/9	0	1	1
Def. 5-1	13/17	2/3	3/3	3/4	5	0	3
Fastbreak	2/2				0	0	0

Attack with goalkeeper out

	Attack				Reaction		
	Att.	Eff.	Shots	TF	FB	LD	Tot.
GK out (7 on 6)	1	0%	0/1	0	0/0	0/0	0/0
GK in	54	48%	26/46	14	2/2	1/1	3/3

GK out attack is counted if one part or whole attack was GK out

Defense with opponent goalkeeper out

	Attack				Reaction		
	Att.	Eff.	Shots	TF	FB	LD	Tot.
GK out (7 on 6)	5	60%	3/3	2	0/0	0/0	0/0
GK out pl. super.	1	100%	1/2	0	0/0	0/0	0/0
GK in	49	53%	26/38	13	2/2	1/1	3/3

Attack with player superiority/minority

	Attack				Reaction		
	Att.	Eff.	Shots	TF	FB	LD	Tot.
Superiority +1	11	45%	5/8	3	0/0	1/1	1/1
Normal	38	53%	20/35	9	2/2	0/0	2/2
Minority -1	3	33%	1/2	1	0/0	0/0	0/0
Minority -3	1	0%	0/0	0	0/0	0/0	0/0

Player superiority counted at the end of attack (in case it changes during attack)

Defense with player superiority/minority

	Attack				Reaction		
	Att.	Eff.	Shots	TF	FB	LD	Tot.
Minority -3	1	100%	1/1	0	0/0	0/0	0/0
Minority -2	1	100%	1/1	0	0/0	0/0	0/0
Minority -1	5	80%	4/5	0	0/0	0/0	0/0
Normal	36	44%	16/24	14	2/2	0/0	2/2
Superiority +1	10	70%	7/10	1	0/0	1/1	1/1

Jersey number Tot. Total shooting 6m 6m (line) shooting 9m 9m shooting Wng. Wing shooting FB Fastbreak sh. 7m 7m penalty sh.
 Brk. Breakthrough sh. LD Long distance sh. As. Assists PC Pass clear chance E7 Earned 7m pen. TF Technical faults St. Steals
 2m 2m punishments C7. Committed 7m E2 Earned 2m pun. YC. Yellow cards R/B Red/Blue cards Blk. Blocks S Starting Line-up



2019 IHF Men's Youth (U19) World Championship

North Macedonia (Skopje)

Group D



Match Team Statistics

Match No. 17

Brasil 26 - 30 Iceland

(15 - 18) (11 - 12)

7.8.2019. 18:30

Attendance: 50

SC Boris Trajkovski

Referees: Adam Biro (HUN) / Oliver Kiss (HUN)

Shot distribution by player

2 M. Assumpcao Braga

3/3		1/1
4/4		2/2

3 W. Silva Santos

1/1		
1/1		

4 D. Inoue Langaro

1 block

5 R. Reis Tonini

7 M. Santiago Ribeiro

2 post

8 T. Freitas Oliveira

2/2		

2 post 1 miss. 1 block

9 P. Seifert

	1/1	

10 P. Rodrigues Pires

11 M. da Silva

		1/1
2/2		

15 L. Saboia da Silva

23 M. Brito Febras

1 miss.

24 H. Lopes Vitalino

35 C. da Silva Santos

1/1		4/4
		2/2

37 J. Costa da Silva

1/1		

1 block

TOTAL

7/7	1/1	6/6
8/8		4/4

4 post 2 miss. 3 block

Saves distribution goalkeepers

16 E. Evangelista

0/1		0/1
0/2		0/3

21 G. Flor da Silva

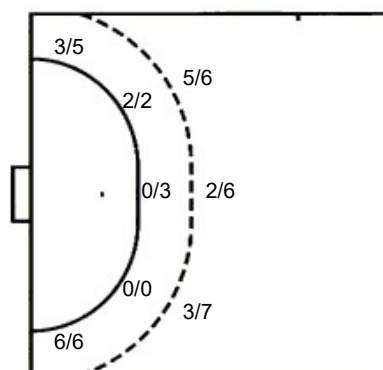
0/11	0/2	0/1
1/5	0/3	0/2

TOTAL

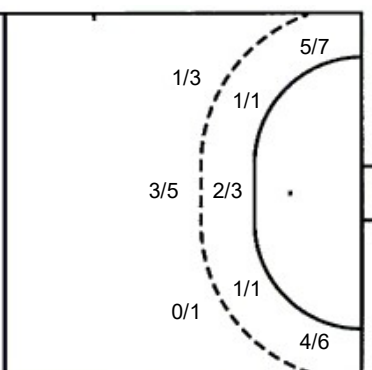
0/12	0/2	0/2
1/7	0/3	0/5

Shots by position

ATTACK



DEFENSE



7m penalties 0/5
Fastbreak 2/2
Breakthrough 2/4
Long dist. 1/1

7m penalties 1/1
Fastbreak 2/2
Breakthrough 9/12
Long dist. 1/1

Shooting statistics

Position	Goals	Sav.	Miss.	Post	Blk.	Total	%
Back (9m)	10	2	2	2	3	19	53
Line (6m)	2	2	0	1	0	5	40
Wing	9	2	0	0	0	11	82
7m penalties	0	4	0	1	0	5	0
Fastbreak	2	0	0	0	0	2	100
Breakthrough	2	2	0	0	0	4	50
Total	25	12	2	4	3	46	54



2019 IHF Men's Youth (U19) World Championship

North Macedonia (Skopje)

Group D



Match Team Statistics

Brasil 26 - 30 Iceland

7.8.2019. 18:30

Match No. 17

(15 - 18) (11 - 12)

Attendance: 50

SC Boris Trajkovski

Referees: Adam Biro (HUN) / Oliver Kiss (HUN)

Iceland

Players		Goals / shots										Attack					Def.			Penalties			TP			
#	Surname and name	S	Tot.	%	9m	6m	Wing	7m	FB	Brk.	LD	As.	PC	E7	E2	TF	St.	C7	Blk	YC	2m	R	B			
1	SIGMUNDSSON Svavar																								1:39	
3	GAUTASON Dagur	S	5/6	83			3/4		1/1		1/1	1				1	1								39:44	
4	OSKARSSON Arnor Snaer		6/9	67	0/3					6/6		6	1			3									39:10	
5	SVEINSSON Godi Ingvar		0/1	0						0/1		1				2	1	1							12:22	
10	RUNARSSON Tumi Steinn	S	1/1	100						1/1		1		1	1										19:24	
11	VALENCIA Stiven Tobar	S	3/6	50		1/1	2/4			0/1				1	1		1	1							37:43	
14	SINDRASON Einar Orn		1/1	100				1/1				1	2												12:16	
19	RAMOS ROCHA Hafstein Oli																								10:36	
20	OMARSSON Gudjon Baldur		4/5	80			4/5								1										35:39	
21	GISLASON Tjorvi Tyr	S	2/2	100		1/1			1/1																37:22	
22	THORARINSSON Erikur Gudni	S	1/2	50		1/2								1	2	1	2	3			2				46:10	
23	FREYSSON Jon Bald		2/2	100		1/1				1/1															7:13	
24	HINRIKSSON Blaer		0/1	0	0/1										2										19:44	
25	THRASTARSON Haukur	S	5/7	71	4/5					1/2		8	2		1	3	1								44:35	
26	OSKARSSON Sigardur Dan	S										1													51:41	
27	STEFANSSON Olafur Brim																								4:42	
	Team / bench																									
	UKUPNO		30/43	70	4/9	4/5	9/13	1/1	2/2	9/12	1/1	19	5	1	4	15	5	4	3	0	2	0	0			

Goalkeepers		Saves / shots									
#	Surname and name	Tot.	%	9m	6m	Wing	7m	FB	Brk.	LD	
1	SIGMUNDSSON Svavar	0/1	0	0/1							
26	OSKARSSON Sigardur Dan	12/36	33	2/11	2/4	2/11	4/4	0/2	2/4		
	TOTAL	12/37	32	2/12	2/4	2/11	4/4	0/2	2/4	0/0	

Coach: Heimir Rikardsson

Number of attacks: 55, Efficiency: 55%, Average Duration: 35.7 seconds

Attack by type of defense

	Shots	9m	6m	Wing	TF	E7	E2
On def. 6-0	13/22	2/6	1/2	6/9	8	1	2
On def. 5-1	13/17	2/3	3/3	3/4	5	0	2
On def. 4-2	0/0	0/0	0/0	0/0	2	0	0
Fastbreak	2/2				0	0	0

Defense by type

	Total	9m	6m	Wing	Stl.	C7	2m
Def. 6-0	3/7	0/1	1/1	2/4	4	1	1
Def. 5-1	19/31	10/18	1/4	6/6	1	3	1
Def. 3-2-1	1/1	0/0	0/0	1/1	0	0	0
Fastbreak	2/2				0	0	0

Attack with goalkeeper out

	Attack				Reaction		
	Att.	Eff.	Shots	TF	FB	LD	Tot.
GK out (7 on 6)	5	60%	3/3	2	0/0	0/0	0/0
GK out pl. minority	1	100%	1/2	0	0/0	0/0	0/0
GK in	49	53%	26/38	13	2/2	1/1	3/3

GK out attack is counted if one part or whole attack was GK out

Defense with opponent goalkeeper out

	Attack				Reaction		
	Att.	Eff.	Shots	TF	FB	LD	Tot.
GK out pl. super.	0	0%	0/0	0	0/0	0/0	0/0
GK in	54	48%	26/46	14	2/2	1/1	3/3

Attack with player superiority/minority

	Attack				Reaction		
	Att.	Eff.	Shots	TF	FB	LD	Tot.
Superiority +3	1	100%	1/1	0	0/0	0/0	0/0
Superiority +2	1	100%	1/1	0	0/0	0/0	0/0
Superiority +1	5	80%	4/5	0	0/0	0/0	0/0
Normal	36	44%	16/24	14	2/2	0/0	2/2
Minority -1	10	70%	7/10	1	0/0	1/1	1/1

Player superiority counted at the end of attack (in case it changes during attack)

Defense with player superiority/minority

	Attack				Reaction		
	Att.	Eff.	Shots	TF	FB	LD	Tot.
Minority -1	11	45%	5/8	3	0/0	1/1	1/1
Normal	38	53%	20/35	9	2/2	0/0	2/2
Superiority +1	3	33%	1/2	1	0/0	0/0	0/0
Superiority +3	1	0%	0/0	0	0/0	0/0	0/0

Jersey number Tot. Total shooting 6m 6m (line) shooting 9m 9m shooting Wng. Wing shooting FB Fastbreak sh. 7m 7m penalty sh.
 Brk. Breakthrough sh. LD Long distance sh. As. Assists PC Pass clear chance E7 Earned 7m pen. TF Technical faults St. Steals
 2m 2m punishments C7 Committed 7m E2 Earned 2m pun. YC. Yellow cards R/B Red/Blue cards Blk. Blocks S Starting Line-up



2019 IHF Men's Youth (U19) World Championship

North Macedonia (Skopje)

Group D



Match Team Statistics

Match No. 17

Brasil 26 - 30 Iceland

(15 - 18) (11 - 12)

7.8.2019. 18:30

Attendance: 50

SC Boris Trajkovski

Referees: Adam Biro (HUN) / Oliver Kiss (HUN)

Shot distribution by player

3 D. Gautason

2/2	1/1	
0/1	1/1	1/1

4 A. Oskarsson

3/3		1/1
2/2		

1 post 1 miss. 1 block

5 G. Sveinsson

10 T. Runarsson

		1/1

11 S. Valencia

1/1	1/1	
1/1		

1 post

14 E. Sindrason

	1/1	

19 H. Ramos Rocha

20 G. Omarsson

2/2		
		2/2

21 T. Gislason

1/1		
1/1		

22 E. Thorarinnsson

		1/1

23 J. Freysson

1/1	1/1	

24 B. Hinriksson

25 H. Thrastarson

3/3		
1/1		1/1

1 miss.

27 O. Stefansson

TOTAL

12/12	2/2	2/2
6/7	3/3	5/5

2 post 2 miss. 1 block

Saves distribution goalkeepers

1 S. Sigmundsson

0/1		

26 S. Oskarsson

0/7	0/1	0/6
0/7		0/4

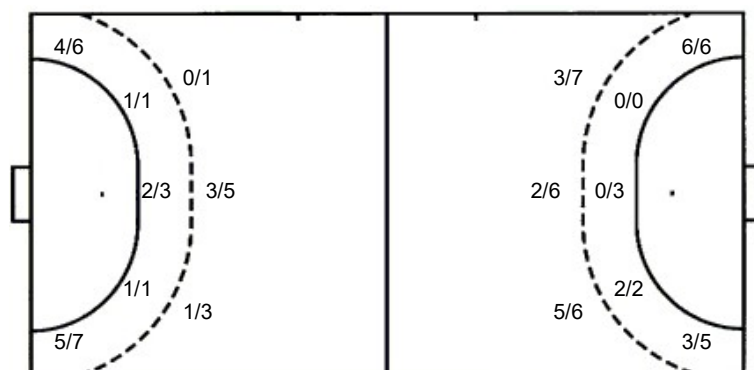
TOTAL

0/7	0/1	0/6
0/8		0/4

Shots by position

ATTACK

DEFENSE



7m penalties 1/1
Fastbreak 2/2
Breakthrough 9/12
Long dist. 1/1

7m penalties 0/5
Fastbreak 2/2
Breakthrough 2/4
Long dist. 1/1

Shooting statistics

Position	Goals	Sav.	Miss.	Post	Blk.	Total	%
Back (9m)	4	1	2	1	1	9	44
Line (6m)	4	1	0	0	0	5	80
Wing	9	3	0	1	0	13	69
7m penalties	1	0	0	0	0	1	100
Fastbreak	2	0	0	0	0	2	100
Breakthrough	9	3	0	0	0	12	75
Total	29	8	2	2	1	42	69



2019 IHF Men's Youth (U19) World Championship

North Macedonia (Skopje)

Group D



Match Team Statistics

Match No. 17

Brasil 26 - 30 Iceland

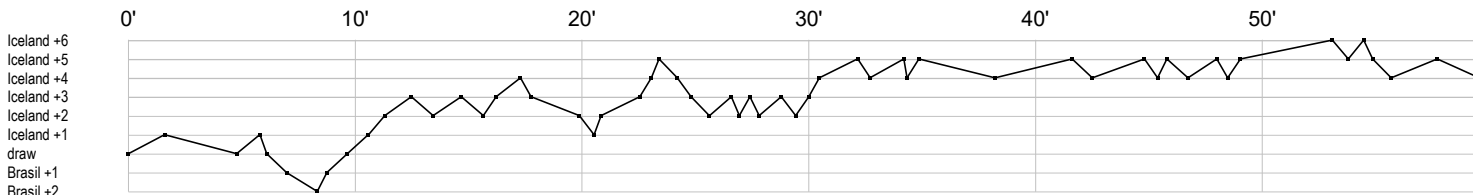
(15 - 18) (11 - 12)

7.8.2019. 18:30

Attendance: 50

SC Boris Trajkovski

Referees: Adam Biro (HUN) / Oliver Kiss (HUN)



Brasil

2 Assumpcao	t	x	g	a	g	g	2	g	b	g	a	g	g	2	ff	i	g	e	f	g	t							
3 Silva Santos	t	f						g	g																			
4 Inoue					f	a	p	t			a																	
5 Reis Tonini R																												
7 Santiago	f			t						a	f	e	f	a	p													
8 Freitas	f	i	e	c	2	t	f	f	a	t	b	t	2	f	eff	g	a			g	f							
9 Seifert P						f	g																					
10 Rodrigues	ab		t	a																	b							
11 da Silva M										g										t	f	g	g	t				
15 Saboia da								ft																				
16 Evangelista E																				sr	r	r	r	t	s	r	r	sr
21 Flor da Silva	r	s	r	r	r	r	r	s	r	r	r	s	r	r	r	r	r	r	r	r	r	r	r	r	r	r	r	sr
23 Brito Febras					f																							
24 Lopes Vitalino																												
35 da Silva	bg	g	g					gg							t	g				g	f							
37 Costa da															g													

Iceland

1 Sigmundsson																														
3 Gautason D	g			a	g			f	t	g																			g	b
4 Oskarsson A		t	f	a	g		g	p	a	g					a	t	g	g												
5 Sveinsson G																														
10 Runarsson T	a																													
11 Valencia S	f				ei																									
14 Sindrason E					g																									
19 Ramos Rocha																														
20 Omarsson G								g																						
21 Gislason T																														
22 Thorarinsson	2				c	b	f	x	x	t																				
23 Freysson J										gg																				
24 Hinriksson B																														
25 Thrastarson H	p	g	t	g		a																								
26 Oskarsson S	s	r	r	r	s																									
27 Stefansson O																														

In game	g	Goal scored	f	Missed shot	a	Assist	t	Technical faults	b	Steal	
2	2min suspension	e	Earned 7m	c	Committed 7m	y	Yellow card	r	Red Card	k	Blue card
i	Earned 2min.	x	Block	4	4min suspension	p	Pass for clear chance	s	Saved shot	r	Received goal