



2019 IHF Men's Youth (U19) World Championship

North Macedonia (Skopje)

Group D



Match Team Statistics

Match No. 16

Tunisia 15 - 36 Germany

(10 - 15) (5 - 21)

7.8.2019. 16:30

Attendance: 50

SC Boris Trajkovski

Referees: Mariana Garcia (ARG) / Maria Ines Paolantoni (ARG)

Tunisia

Players		Goals / shots									Attack				Def.			Penalties			TP					
#	Surname and name	S	Tot.	%	9m	6m	Wing	7m	FB	Brk.	LD	As.	PC	E7	E2	TF	St.	C7	Blk	YC	2m	R	B			
1	NAMLI Asil	S														1									41:50	
3	BOUJEZZA Mohamed Achref		0/2	0	0/2										1	3									19:44	
6	BADI Ouael	S	2/3	67		2/3												1							58:11	
7	BOUBAKER Motez	S	2/3	67	1/1		1/2									3	1								48:06	
9	BOUGUERRA Adem																								1:49	
10	FARAH Ala Eddine															3									17:51	
11	MADIOUNI Mohamed Firas																								10:11	
12	BELKAIED Yassine																								10:53	
15	AMMAR Mohamed		1/3	33	1/3							1				2							1		17:28	
16	ZAYANNE Youssef																								8:55	
17	LAKHDHAR Mohamed Amine		0/3	0	0/3										1										12:58	
18	FEKIH Rami	S	1/2	50	1/1						0/1	1			1	2			1				1		42:13	
19	SAIDI Khaled	S	1/3	33	1/3								2	2	1	4									35:14	
20	SMAOUI Taha	S	4/5	80	4/5											3						1	1		29:11	
22	BEN SLIMEN Anas	S	2/5	40	0/1		0/2	2/2										1					1		43:51	
28	BACHA Hazem		2/4	50	2/4							2							1				1		21:35	
	Team / bench																									
	UKUPNO		15/33	45	10/23	2/3	1/4	2/2	0/0	0/0	0/1	4	2	2	5	23	1	2	2	1	4	1	0			

Goalkeepers		Saves / shots								
#	Surname and name	Tot.	%	9m	6m	Wing	7m	FB	Brk.	LD
1	NAMLI Asil	4/25	16	3/9	1/4	0/4	0/2	0/3	0/3	
12	BELKAIED Yassine	0/4	0	0/1		0/1	0/1	0/1		
16	ZAYANNE Youssef	4/12	33	2/3	0/1	0/1		1/6	1/1	
	TOTAL	8/41	20	5/13	1/5	0/6	0/3	1/10	1/4	0/0

Coach: **Ahmed Rajhi**

Number of attacks: 55, Efficiency: 27%, Average Duration: 37.6 seconds

Attack by type of defense

	Shots	9m	6m	Wing	TF	E7	E2
On def. 6-0	13/30	10/23	2/3	1/4	23	2	5
Fastbreak	0/0				0	0	0

Defense by type

	Total	9m	6m	Wing	Stl.	C7	2m
Def. 6-0	21/30	8/15	5/6	6/6	1	2	3
Def. 5-1	1/1	0/0	0/0	0/0	0	0	1
Fastbreak	9/10				0	0	0

Attack with goalkeeper out

	Attack				Reaction		
	Att.	Eff.	Shots	TF	FB	LD	Tot.
GK out pl. minority	2	0%	0/1	1	0/0	1/1	1/1
GK in	53	28%	15/32	22	9/10	1/1	10/11

GK out attack is counted if one part or whole attack was GK out

Defense with opponent goalkeeper out

	Attack				Reaction		
	Att.	Eff.	Shots	TF	FB	LD	Tot.
GK in	55	65%	36/46	11	0/0	0/1	0/1

Attack with player superiority/minority

	Attack				Reaction		
	Att.	Eff.	Shots	TF	FB	LD	Tot.
Superiority +1	10	20%	2/6	3	1/1	0/0	1/1
Normal	27	30%	8/18	13	7/8	0/0	7/8
Minority -1	12	17%	2/5	5	1/1	2/2	3/3

Player superiority counted at the end of attack (in case it changes during attack)

Defense with player superiority/minority

	Attack				Reaction		
	Att.	Eff.	Shots	TF	FB	LD	Tot.
Minority -1	13	85%	11/11	2	0/0	0/0	0/0
Normal	28	61%	17/23	4	0/0	0/1	0/1
Superiority +1	9	67%	6/10	2	0/0	0/0	0/0

Jersey number Tot. Total shooting 6m 6m (line) shooting 9m 9m shooting Wng. Wing shooting FB Fastbreak sh. 7m 7m penalty sh.
 Brk. Breakthrough sh. LD Long distance sh. As. Assists PC Pass clear chance E7 Earned 7m pen. TF Technical faults St. Steals
 2m 2m punishments C7 Committed 7m E2 Earned 2m pun. YC. Yellow cards R/B Red/Blue cards Blk. Blocks S Starting Line-up



2019 IHF Men's Youth (U19) World Championship

North Macedonia (Skopje)

Group D



Match Team Statistics

Match No. 16

Tunisia 15 - 36 Germany

(10 - 15) (5 - 21)

7.8.2019. 16:30

Attendance: 50

SC Boris Trajkovski

Referees: Mariana Garcia (ARG) / Maria Ines Paolantoni (ARG)

Shot distribution by player

3 M. Boujezza

6 O. Badi

1/1		

1 post 1/1 lob

7 M. Boubaker

1/1		
		1/1

9 A. Bouguerra

10 A. Farah

11 M. Madiouni

15 M. Ammar

		1/1

1 post

17 M. Lakhdhar

1 post 1 miss. 1 block

18 R. Fekih

		1/1

19 K. Saidi

1/1		

1 miss.

20 T. Smaoui

3/3		
1/1		

1 block

22 A. Ben Slimen

1/1		
1/1		

1 miss.

28 H. Bacha

		1/1
1/1		

1 post

TOTAL

5/5		1/1
1/1		
4/4		3/3

4 post 3 miss. 2 block 1/1 lob

Saves distribution goalkeepers

1 A. Namli

0/2	0/4	
	0/2	0/1
0/13		

12 Y. Belkaied

0/2		
0/2		

16 Y. Zayanne

0/4	0/1	
0/1		
0/2		

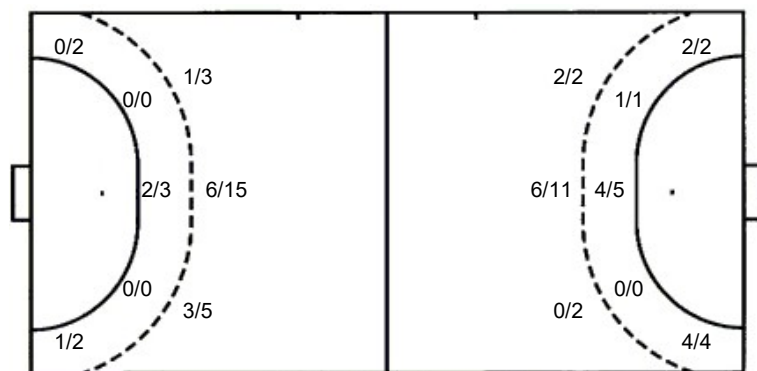
TOTAL

0/8	0/5	
0/1	0/2	0/1
0/17		

Shots by position

ATTACK

DEFENSE



7m penalties 2/2
Fastbreak 0/0
Breakthrough 0/0
Long dist. 0/1

7m penalties 3/3
Fastbreak 9/10
Breakthrough 3/4
Long dist. 2/2

Shooting statistics

Position	Goals	Sav.	Miss.	Post	Blk.	Total	%
Back (9m)	10	5	3	3	2	23	43
Line (6m)	2	0	0	1	0	3	67
Wing	1	3	0	0	0	4	25
7m penalties	2	0	0	0	0	2	100
Fastbreak	0	0	0	0	0	0	0
Breakthrough	0	0	0	0	0	0	0
Total	15	8	3	4	2	32	47

Jersey number Tot. Total shooting 6m 6m (line) shooting 9m 9m shooting Wng. Wing shooting FB Fastbreak sh. 7m 7m penalty sh.
Brk. Breakthrough sh. LD Long distance sh. As. Assists PC Pass clear chance E7 Earned 7m pen. TF Technical faults St. Steals
2m 2m punishments C7. Committed 7m E2 Earned 2m pun. YC. Yellow cards R/B Red/Blue cards Blk. Blocks S Starting Line-up



2019 IHF Men's Youth (U19) World Championship

North Macedonia (Skopje)

Group D



Match Team Statistics

Match No. 16

Tunisia 15 - 36 Germany

(10 - 15) (5 - 21)

7.8.2019. 16:30

Attendance: 50

SC Boris Trajkovski

Referees: Mariana Garcia (ARG) / Maria Ines Paolantoni (ARG)

Germany

#	Surname and name	S	Goals / shots								Attack					Def.			Penalties			TP					
			Tot.	%	9m	6m	Wing	7m	FB	Brk.	LD	As.	PC	E7	E2	TF	St.	C7	Blk	YC	2m		R	B			
1	JEPSEN Johannes	S																								29:08	
2	TOBELER Jaris		5/6	83			1/1			3/4	1/1			1				1	1						1		30:36
3	PFEIFER Alexander		4/4	100			1/1			3/3				1												17:57	
4	KOSTER Julian	S												1			1	1						1		12:26	
7	REIMANN Alexander	S	2/2	100		1/1	1/1									1	1								34:32		
10	MAVERS Veit	S	5/6	83	1/2				3/3			1/1		5				3	2			1			35:37		
12	DIEDRICH Lukas		1/1	100									1/1	1	1										26:06		
13	FUSS Merlin	S	2/3	67		0/1	2/2											1						1		31:12	
15	WEBER Ian		1/1	100						1/1								1	2				1		27:55		
17	LICHTLEIN Nils		4/6	67	2/4		1/1					1/1		4				1	2						31:34		
19	AHOUANSOU Phillip		2/3	67	2/2							0/1		2				1							22:21		
20	MEYER-SIEBERT Julius	S	2/4	50	1/3	1/1								2				2	2			1			41:01		
23	DAMM Benedikt	S																							6:38		
24	BERGNER Tom		2/2	100		1/1				1/1								1	1					2	25:15		
30	ROLLER Nils		2/2	100		2/2																			25:10		
35	MEDDEB Yessine		4/6	67	2/4					1/1		1/1						1	1						22:32		
	Team / bench																										
	UKUPNO		36/46	78	8/15	5/6	6/6	3/3	9/10	3/4	2/2	17	1	2	5	11	9	2	2	1	5	0	0				

Goalkeepers		Saves / shots									
#	Surname and name	Tot.	%	9m	6m	Wing	7m	FB	Brk.	LD	
1	JEPSEN Johannes	2/12	17	1/8		0/1	0/2			1/1	
12	DIEDRICH Lukas	7/12	58	4/7	0/2	3/3					
	TOTAL	9/24	38	5/15	0/2	3/4	0/2	1/0	0/0	1/1	

Coach: Erik Wudtke

Number of attacks: 55, Efficiency: 65%, Average Duration: 27.9 seconds

Attack by type of defense

	Shots	9m	6m	Wing	TF	E7	E2
On def. 6-0	21/30	8/15	5/6	6/6	8	2	4
On def. 5-1	1/1	0/0	0/0	0/0	3	0	1
Fastbreak	9/10				0	0	0

Defense by type

	Total	9m	6m	Wing	Stl.	C7	2m
Def. 6-0	13/30	10/23	2/3	1/4	7	2	5
Def. 5-1	0/0	0/0	0/0	0/0	2	0	0
Fastbreak	0/0				0	0	0

Attack with goalkeeper out

	Attack				Reaction		
	Att.	Eff.	Shots	TF	FB	LD	Tot.
GK in	55	65%	36/46	11	0/0	0/1	0/1

GK out attack is counted if one part or whole attack was GK out

Defense with opponent goalkeeper out

	Attack				Reaction		
	Att.	Eff.	Shots	TF	FB	LD	Tot.
GK out (7 on 6)	0	0%	0/0	0	0/0	0/0	0/0
GK in	53	28%	15/32	22	9/10	1/1	10/11

Attack with player superiority/minority

	Attack				Reaction		
	Att.	Eff.	Shots	TF	FB	LD	Tot.
Superiority +1	13	85%	11/11	2	0/0	0/0	0/0
Normal	28	61%	17/23	4	0/0	0/1	0/1
Minority -1	9	67%	6/10	2	0/0	0/0	0/0

Player superiority counted at the end of attack (in case it changes during attack)

Defense with player superiority/minority

	Attack				Reaction		
	Att.	Eff.	Shots	TF	FB	LD	Tot.
Minority -1	10	20%	2/6	3	1/1	0/0	1/1
Normal	27	30%	8/18	13	7/8	0/0	7/8
Superiority +1	12	17%	2/5	5	1/1	2/2	3/3

Jersey number Tot. Total shooting 6m 6m (line) shooting 9m 9m shooting Wng. Wing shooting FB Fastbreak sh. 7m 7m penalty sh.
 Brk. Breakthrough sh. LD Long distance sh. As. Assists PC Pass clear chance E7 Earned 7m pen. TF Technical faults St. Steals
 2m 2m punishments C7. Committed 7m E2 Earned 2m pun. YC. Yellow cards R/B Red/Blue cards Blk. Blocks S Starting Line-up



2019 IHF Men's Youth (U19) World Championship

North Macedonia (Skopje)

Group D



Match Team Statistics

Match No. 16

Tunisia 15 - 36 Germany

(10 - 15) (5 - 21)

7.8.2019. 16:30

Attendance: 50

SC Boris Trajkovski

Referees: Mariana Garcia (ARG) / Maria Ines Paolantoni (ARG)

Shot distribution by player

2 J. Tobeler

4/4	1/1	

3 A. Pfeifer

1/1		
	1/1	
1/1		

4 J. Koster

7 A. Reimann

	1/1	
1/1		

10 V. Mavers

1/1	1/1	
3/3		

13 M. Fuss

	1/1	
1/1		

15 I. Weber

1/1		

17 N. Lichtlein

		1/1
2/2		

1 block

19 P. Ahouansou

2/2		

20 J. Meyer-Siebert

2/2		

1 block

23 B. Damm

24 T. Bergner

1/1		
1/1		

30 N. Roller

1/1		
1/1		

35 Y. Meddeb

1/1		
	1/1	
2/2		

TOTAL

8/8	4/4	
1/1	2/2	1/1
17/17		

2 block

Saves distribution goalkeepers

1 J. Jepsen

0/4		
0/1		
0/3		0/2

12 L. Diedrich

0/1		0/1
0/1		0/1

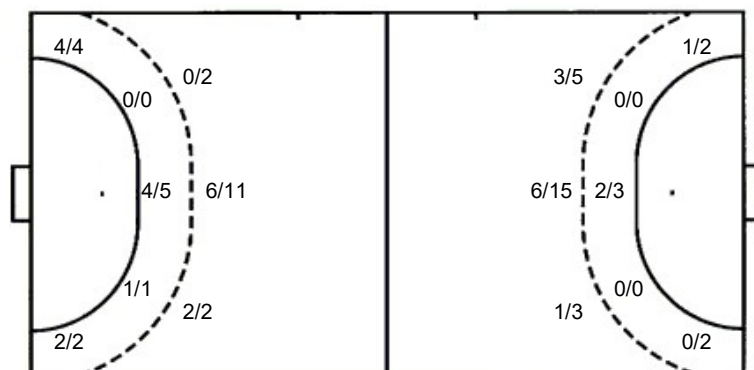
TOTAL

0/5		0/1
0/1		
0/4		0/3

Shots by position

ATTACK

DEFENSE



7m penalties 3/3
Fastbreak 9/10
Breakthrough 3/4
Long dist. 2/2

7m penalties 2/2
Fastbreak 0/0
Breakthrough 0/0
Long dist. 0/1

Shooting statistics

Position	Goals	Sav.	Miss.	Post	Blk.	Total	%
Back (9m)	8	5	0	0	2	15	53
Line (6m)	5	1	0	0	0	6	83
Wing	6	0	0	0	0	6	100
7m penalties	3	0	0	0	0	3	100
Fastbreak	9	1	0	0	0	10	90
Breakthrough	3	1	0	0	0	4	75
Total	34	8	0	0	2	44	77



2019 IHF Men's Youth (U19) World Championship

North Macedonia (Skopje)

Group D



Match Team Statistics

Match No. 16

Tunisia 15 - 36 Germany

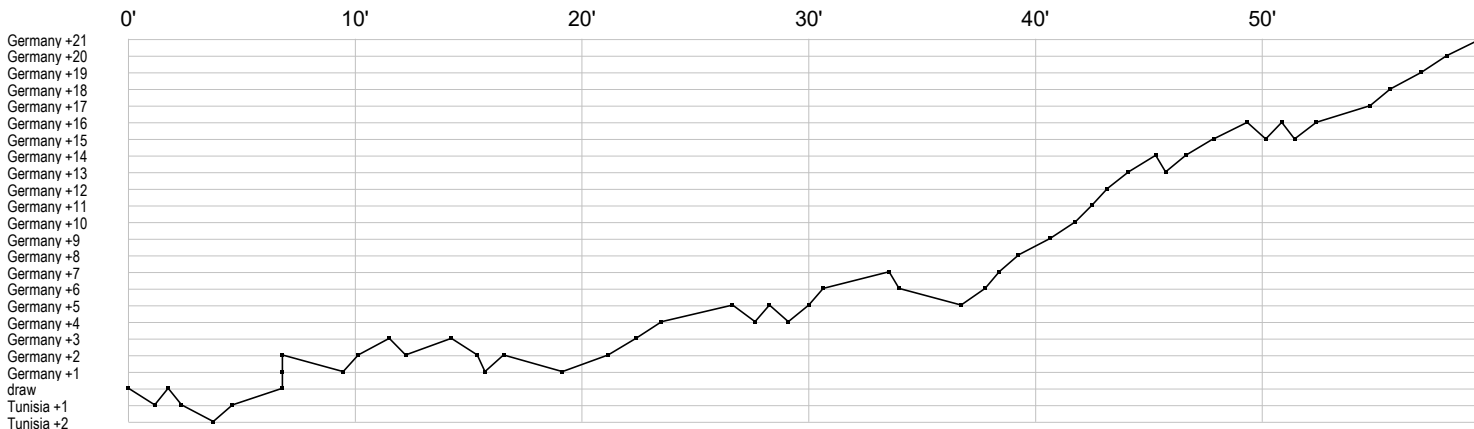
(10 - 15) (5 - 21)

7.8.2019. 16:30

Attendance: 50

SC Boris Trajkovski

Referees: Mariana Garcia (ARG) / Maria Ines Paolantoni (ARG)



Tunisia

1 Namli A	r r rrr	r s r s r	s t r r r	r r r r r s r r	r r r r r r
3 Boujezza M			t	t	f i f t
6 Badi O			c i	i g t	g f
7 Boubaker M	bt	g	t	g f	t
9 Bouguerra A					
10 Farah A		t		t t	
11 Madiouni M					
12 Belkaied Y		r			r r r
15 Ammar M				f g f	a 2 t t
16 Zayanne Y				r r sr	r r sr sr sr
17 Lakhdhar M				f	t
18 Fekih R	g 2	i a	f	x	t t
19 Saïdi K	e f t		e i f		p t g p t t
20 Smaoui T	y g tt g	g g 2	f t		
22 Ben Slimen A	g 2c	f g	f		f
28 Bacha H		x	g a	f a f g r	

Germany

1 Jepsen J	r r r	r r r r	r	s s r r	
2 Tobeler J			g 2	a g bg	g t fg
3 Pfeifer A				g g a	g t
4 Koster J	t a	2 i			
7 Reimann A	gbg	ie			
10 Mavers V	g g	g	f g b g a	t x a	a t at a
12 Diedrich L			s r s s r	sg	s ar s sr r p
13 Fuss M		g g t		2 f	
15 Weber I	c ybi		c		
17 Lichtlein N	g t	a a f a	g g a t	f g	i
19 Ahouansou P				a	g a bf
20 Meyer-Siebert	g t ba	f f	x b	a t	g
23 Damm B					
24 Bergner T			2 e g		2 g t
30 Roller N				g	g
35 Meddeb Y				g	f g i g fg

In game	g Goal scored	f Missed shot	a Assist	t Technical faults	b Steal
2 2min suspension	e Eearned 7m	c Committed 7m	y Yellow card	r Red Card	k Blue card
i Eearned 2min.	x Block	4 4min suspension	p Pass for clear chance	s Saved shot	r Received goal