



2019 IHF Men's Youth (U19) World Championship

North Macedonia (Skopje)

Group B



Match Team Statistics

Chinese Taipei 18 - 48 Sweden

7.8.2019. 18:30

Match No. 14

(9 - 22) (9 - 26)

Attendance: 100

SC Jane Sandanski

Referees: Cheikh Mohamed Diop (SEN) / Abdoulaye Faye (SEN)

Chinese Taipei

Players		Goals / shots									Attack					Def.			Penalties			TP				
#	Surname and name	S	Tot.	%	9m	6m	Wing	7m	FB	Brk.	LD	As.	PC	E7	E2	TF	St.	C7	Blk	YC	2m	R	B			
1	CHANG Tsai Chih	S																							29:56	
4	LIN Yen Ting	S	0/3	0	0/1		0/2							2		1										13:46
5	HSIEH Chi-Hsuan	S	6/11	55	0/3		0/1	5/5		1/2																33:12
6	TSENG Wei Hsiang		3/6	50	1/2		0/1		1/1	1/2			1			3										35:56
7	TING His-Shing		1/3	33		0/1			0/1	1/1													1			43:04
8	HSIEH Yen Po	S	0/2	0	0/2											3										13:32
10	HSU Feng Yuan		1/2	50					1/1	0/1																17:10
11	HSU Yu-Chen		1/4	25	1/3		0/1								1											10:34
18	TSAI Yu-Che	S	1/5	20	1/4					0/1			3			6										28:48
19	ZENG Hao-Ting	S	0/3	0	0/1	0/1				0/1					1	1							1			55:30
25	FANG Bai Hong		0/1	0	0/1											2										39:45
34	CHAO Bo Yen																									22:08
36	CHANG Kai Hsiang		1/1	100					1/1																	16:47
47	YANG Lin Shao Yan	S	3/6	50	1/3	1/1	0/1			1/1					1											9:05
77	YANG Jiun Shiang		1/3	33			0/2	1/1				1	1	2		2										20:43
99	CHUANG Po-Hsiang																									30:04
	Team / bench																									
	UKUPNO		18/50	36	4/20	1/3	0/8	6/6	3/4	4/9	0/0	1	5	5	2	18	0	0	0	0	0	2	0	0		

Goalkeepers		Saves / shots								
#	Surname and name	Tot.	%	9m	6m	Wing	7m	FB	Brk.	LD
1	CHANG Tsai Chih	2/12	17	0/1	0/2	2/5		0/3	0/1	
99	CHUANG Po-Hsiang	4/38	11	0/4	1/5	1/12	0/1	0/6	2/10	
	TOTAL	6/50	12	0/5	1/7	3/17	0/1	0/9	2/11	0/0

Coach: Chun Yu Li

Number of attacks: 68, Efficiency: 26%, Average Duration: 38.5 seconds

Attack by type of defense

	Shots	9m	6m	Wing	TF	E7	E2
On def. 6-0	9/40	4/20	1/3	0/8	17	5	2
On def. 5-1	0/0	0/0	0/0	0/0	1	0	0
Fastbreak	3/4				0	0	0

Attack with goalkeeper out

	Attack				Reaction		
	Att.	Eff.	Shots	TF	FB	LD	Tot.
GK out pl. minority	1	0%	0/1	0	0/0	0/0	0/0
GK in	67	27%	18/49	18	9/9	0/0	9/9

GK out attack is counted if one part or whole attack was GK out

Attack with player superiority/minority

	Attack				Reaction		
	Att.	Eff.	Shots	TF	FB	LD	Tot.
Superiority +2	1	0%	0/0	1	0/0	0/0	0/0
Superiority +1	6	50%	3/6	0	0/0	0/0	0/0
Normal	53	26%	14/39	14	8/8	0/0	8/8
Minority -1	8	13%	1/5	3	1/1	0/0	1/1

Player superiority counted at the end of attack (in case it changes during attack)

Defense by type

	Total	9m	6m	Wing	Stl.	C7	2m
Def. 6-0	5/5	1/1	0/0	3/3	0	0	1
Def. 5-1	8/11	2/2	3/4	1/2	0	0	0
Def. 3-3	16/20	2/2	1/1	8/10	0	0	1
Def. press.	9/12	3/5	2/2	2/3	0	0	0
Fastbreak	9/9				0	0	0

Defense with opponent goalkeeper out

	Attack				Reaction		
	Att.	Eff.	Shots	TF	FB	LD	Tot.
GK out (7 on 6)	0	0%	0/0	0	0/0	0/0	0/0
GK in	67	70%	47/57	9	3/4	0/0	3/4

Defense with player superiority/minority

	Attack				Reaction		
	Att.	Eff.	Shots	TF	FB	LD	Tot.
Minority -1	8	88%	7/8	0	0/0	0/0	0/0
Normal	53	68%	36/44	9	3/4	0/0	3/4
Superiority +1	6	67%	4/5	0	0/0	0/0	0/0
Superiority +2	1	100%	1/1	0	0/0	0/0	0/0

Jersey number Tot. Total shooting 6m 6m (line) shooting 9m 9m shooting Wng Wing shooting FB Fastbreak sh. 7m 7m penalty sh.
 Brk. Breakthrough sh. LD Long distance sh. As. Assists PC Pass clear chance E7 Earned 7m pen. TF Technical faults St. Steals
 2m 2m punishments C7. Committed 7m E2 Earned 2m pun. YC. Yellow cards R/B Red/Blue cards Blk. Blocks S Starting Line-up



2019 IHF Men's Youth (U19) World Championship

North Macedonia (Skopje)

Group B



Match Team Statistics

Chinese Taipei 18 - 48 Sweden

7.8.2019. 18:30

Match No. 14

(9 - 22) (9 - 26)

Attendance: 100

SC Jane Sandanski

Referees: Cheikh Mohamed Diop (SEN) / Abdoulaye Faye (SEN)

Shot distribution by player

4 Y. Lin <table border="1"> <tr><td></td><td></td><td></td></tr> <tr><td></td><td></td><td></td></tr> <tr><td></td><td></td><td></td></tr> </table> <p>1 miss.</p>										5 C. Hsieh <table border="1"> <tr><td>1/1</td><td></td><td>1/1</td></tr> <tr><td>1/1</td><td>1/1</td><td></td></tr> <tr><td></td><td>1/1</td><td>1/1</td></tr> </table> <p>1 miss.</p>	1/1		1/1	1/1	1/1			1/1	1/1	6 W. Tseng <table border="1"> <tr><td></td><td></td><td>1/1</td></tr> <tr><td></td><td></td><td></td></tr> <tr><td>1/1</td><td></td><td>1/1</td></tr> </table> <p>1 miss.</p>			1/1				1/1		1/1	7 H. Ting <table border="1"> <tr><td></td><td></td><td></td></tr> <tr><td></td><td></td><td>1/1</td></tr> <tr><td></td><td></td><td></td></tr> </table> <p>1 post</p>						1/1				8 Y. Hsieh <table border="1"> <tr><td></td><td></td><td></td></tr> <tr><td></td><td></td><td></td></tr> <tr><td></td><td></td><td></td></tr> </table> <p>1 post</p>										10 F. Hsu <table border="1"> <tr><td></td><td></td><td></td></tr> <tr><td></td><td></td><td></td></tr> <tr><td></td><td></td><td>1/1</td></tr> </table> <p>1 miss.</p>									1/1	11 Y. Hsu <table border="1"> <tr><td></td><td></td><td></td></tr> <tr><td></td><td></td><td></td></tr> <tr><td></td><td></td><td>1/1</td></tr> </table> <p>1 block</p>									1/1
1/1		1/1																																																																			
1/1	1/1																																																																				
	1/1	1/1																																																																			
		1/1																																																																			
1/1		1/1																																																																			
		1/1																																																																			
		1/1																																																																			
		1/1																																																																			
18 Y. Tsai <table border="1"> <tr><td></td><td></td><td>1/1</td></tr> <tr><td></td><td></td><td></td></tr> <tr><td></td><td></td><td></td></tr> </table> <p>1 post</p>			1/1							19 H. Zeng <table border="1"> <tr><td></td><td></td><td></td></tr> <tr><td></td><td></td><td></td></tr> <tr><td></td><td></td><td></td></tr> </table> <p>1 post</p>										25 B. Fang <table border="1"> <tr><td></td><td></td><td></td></tr> <tr><td></td><td></td><td></td></tr> <tr><td></td><td></td><td></td></tr> </table>										34 B. Chao <table border="1"> <tr><td></td><td></td><td></td></tr> <tr><td></td><td></td><td></td></tr> <tr><td></td><td></td><td></td></tr> </table>										36 K. Chang <table border="1"> <tr><td></td><td></td><td></td></tr> <tr><td></td><td></td><td>1/1</td></tr> <tr><td></td><td></td><td></td></tr> </table>						1/1				47 L. Yang <table border="1"> <tr><td>1/1</td><td></td><td></td></tr> <tr><td>1/1</td><td></td><td></td></tr> <tr><td></td><td>1/1</td><td></td></tr> </table> <p>1 miss.</p>	1/1			1/1				1/1		77 J. Yang <table border="1"> <tr><td></td><td></td><td></td></tr> <tr><td></td><td></td><td></td></tr> <tr><td></td><td></td><td>1/1</td></tr> </table> <p>1 miss.</p>									1/1
		1/1																																																																			
		1/1																																																																			
1/1																																																																					
1/1																																																																					
	1/1																																																																				
		1/1																																																																			

TOTAL

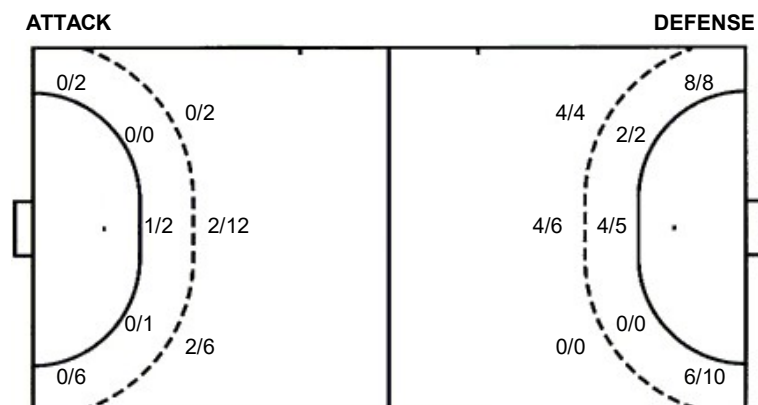
2/2		3/3
2/2	1/1	2/2
1/1	2/2	5/5

4 post 6 miss. 1 block

Saves distribution goalkeepers

1 T. Chang <table border="1"> <tr><td>0/1</td><td>0/1</td><td>0/5</td></tr> <tr><td></td><td>0/1</td><td>0/2</td></tr> <tr><td>0/1</td><td>0/2</td><td>0/1</td></tr> </table>	0/1	0/1	0/5		0/1	0/2	0/1	0/2	0/1	99 P. Chuang <table border="1"> <tr><td>0/1</td><td>0/1</td><td>0/3</td></tr> <tr><td>0/2</td><td></td><td>0/3</td></tr> <tr><td>0/2</td><td>1/6</td><td>0/14</td></tr> </table>	0/1	0/1	0/3	0/2		0/3	0/2	1/6	0/14	TOTAL <table border="1"> <tr><td>0/2</td><td>0/2</td><td>0/8</td></tr> <tr><td>0/2</td><td>0/1</td><td>0/5</td></tr> <tr><td>0/3</td><td>1/8</td><td>0/15</td></tr> </table>	0/2	0/2	0/8	0/2	0/1	0/5	0/3	1/8	0/15
0/1	0/1	0/5																											
	0/1	0/2																											
0/1	0/2	0/1																											
0/1	0/1	0/3																											
0/2		0/3																											
0/2	1/6	0/14																											
0/2	0/2	0/8																											
0/2	0/1	0/5																											
0/3	1/8	0/15																											

Shots by position



Shooting statistics

Position	Goals	Sav.	Miss.	Post	Blk.	Total	%
Back (9m)	4	9	4	2	1	20	20
Line (6m)	1	1	0	1	0	3	33
Wing	0	7	1	0	0	8	0
7m penalties	6	0	0	0	0	6	100
Fastbreak	3	1	0	0	0	4	75
Breakthrough	4	3	1	1	0	9	44
Total	18	21	6	4	1	50	36

7m penalties	6/6	7m penalties	1/1
Fastbreak	3/4	Fastbreak	9/9
Breakthrough	4/9	Breakthrough	10/13
Long dist.	0/0	Long dist.	0/0

Jersey number Tot. Total shooting 6m 6m (line) shooting 9m 9m shooting Wng. Wing shooting FB Fastbreak sh. 7m 7m penalty sh.
 Brk. Breakthrough sh. LD Long distance sh. As. Assists PC Pass clear chance E7 Earned 7m pen. TF Technical faults St. Steals
 2m 2m punishments C7. Committed 7m E2 Earned 2m pun. YC. Yellow cards R/B Red/Blue cards Blk. Blocks S Starting Line-up



2019 IHF Men's Youth (U19) World Championship

North Macedonia (Skopje)

Group B



Match Team Statistics

Chinese Taipei 18 - 48 Sweden

7.8.2019. 18:30

Match No. 14

(9 - 22) (9 - 26)

Attendance: 100

SC Jane Sandanski

Referees: Cheikh Mohamed Diop (SEN) / Abdoulaye Faye (SEN)

Sweden

#	Surname and name	S	Goals / shots								Attack					Def.			Penalties			TP		
			Tot.	%	9m	6m	Wing	7m	FB	Brk.	LD	As.	PC	E7	E2	TF	St.	C7	Blk	YC	2m		R	B
1	BERGH Linus																							23:37
2	SPANTE Sebastian	S	7/7	100		1/1	5/5			1/1														22:32
3	WALLIN Isac	S	7/8	88		1/1	3/3			3/3	0/1			2										49:08
4	PERSSON Isak		3/4	75			2/3	1/1										1						46:23
5	WENNERHOLM Adam	S	4/7	57			4/7							1					2			1		13:37
6	PALM Johan																							
7	REGEN Alexander	S	3/3	100		1/1					2/2			1										34:24
8	LJUNGQVIST Victor	S												3										12:37
9	BENGTSSON William		7/8	88	5/5	2/3								2										47:23
10	NORRBRINK Marcus		7/7	100	2/2					3/3	2/2			3	1									15:28
11	HILDING Tim		3/4	75		1/1				1/1	1/2			3	1							1		32:26
12	BOSCHIAN HEDBERG Victor																							6:23
13	ANDERSSON MOBERG William		2/4	50	0/1						2/3			4					1	1				0:07
14	UBELACKER Theo		2/2	100							2/2			1								1		47:03
15	BROMAN Albin	S	2/2	100	1/1					1/1												1		38:52
16	ZETTERLUND Kristian	S	1/2	50	0/1						1/1													30:00
	Team / bench																							
	UKUPNO		48/58	83	8/10	6/7	14/18	1/1	9/9	10/13	0/0			20	2	0	0	9	2	5	0	1	3	0

#	Surname and name	Saves / shots								
		Tot.	%	9m	6m	Wing	7m	FB	Brk.	LD
1	BERGH Linus	10/17	59	5/6	1/2	3/3	0/2		1/4	
12	BOSCHIAN HEDBERG Victor	0/3	0				0/2	0/1		
16	ZETTERLUND Kristian	10/18	56	4/7		4/4	0/2	1/3	1/2	
	TOTAL	20/38	53	9/13	1/2	7/7	0/6	1/4	2/6	0/0

Coach: Dennis Sandberg

Number of attacks: 68, Efficiency: 71%, Average Duration: 14.4 seconds

Attack by type of defense

	Shots	9m	6m	Wing	TF	E7	E2
On def. 6-0	5/5	1/1	0/0	3/3	0	0	0
On def. 5-1	8/11	2/2	3/4	1/2	3	0	0
On def. 3-3	16/20	2/2	1/1	8/10	3	0	0
On def. press.	9/12	3/5	2/2	2/3	3	0	0
Fastbreak	9/9				0	0	0

Attack with goalkeeper out

	Attack				Reaction		
	Att.	Eff.	Shots	TF	FB	LD	Tot.
GK out pl. minority	1	100%	1/1	0	0/0	0/0	0/0
GK in	67	70%	47/57	9	3/4	0/0	3/4

GK out attack is counted if one part or whole attack was GK out

Attack with player superiority/minority

	Attack				Reaction		
	Att.	Eff.	Shots	TF	FB	LD	Tot.
Superiority +1	8	88%	7/8	0	0/0	0/0	0/0
Normal	53	68%	36/44	9	3/4	0/0	3/4
Minority -1	6	67%	4/5	0	0/0	0/0	0/0
Minority -2	1	100%	1/1	0	0/0	0/0	0/0

Player superiority counted at the end of attack (in case it changes during attack)

Defense by type

	Total	9m	6m	Wing	Stl.	C7	2m
Def. 6-0	9/40	4/20	1/3	0/8	0	5	2
Def. 3-3	0/0	0/0	0/0	0/0	2	0	1
Fastbreak	3/4				0	0	0

Defense with opponent goalkeeper out

	Attack				Reaction		
	Att.	Eff.	Shots	TF	FB	LD	Tot.
GK out (7 on 6)	0	0%	0/0	0	0/0	0/0	0/0
GK in	67	27%	18/49	18	9/9	0/0	9/9

Defense with player superiority/minority

	Attack				Reaction		
	Att.	Eff.	Shots	TF	FB	LD	Tot.
Minority -2	1	0%	0/0	1	0/0	0/0	0/0
Minority -1	6	50%	3/6	0	0/0	0/0	0/0
Normal	53	26%	14/39	14	8/8	0/0	8/8
Superiority +1	8	13%	1/5	3	1/1	0/0	1/1

Jersey number Tot. Total shooting 6m 6m (line) shooting 9m 9m shooting Wng Wing shooting FB Fastbreak sh. 7m 7m penalty sh.
 Brk. Breakthrough sh. LD Long distance sh. As. Assists PC Pass clear chance E7 Earned 7m pen. TF Technical faults St. Steals
 2m 2m punishments C7. Committed 7m E2 Earned 2m pun. YC. Yellow cards R/B Red/Blue cards Blk. Blocks S Starting Line-up



2019 IHF Men's Youth (U19) World Championship

North Macedonia (Skopje)



Group B

Match Team Statistics
Match No. 14

Chinese Taipei 18 - 48 Sweden
(9 - 22) (9 - 26)

7.8.2019. 18:30
Attendance: 100
SC Jane Sandanski

Referees: Cheikh Mohamed Diop (SEN) / Abdoulaye Faye (SEN)

Shot distribution by player

2 S. Spante

		2/2
		2/2
	1/1	1/1

1/1 lob

3 I. Wallin

1/1		
		1/1
1/1	1/1	1/1

1/1 lob

4 I. Persson

		1/1
	1/1	1/1

5 A. Wennerholm

1/1	1/1	1/1
1/1		
	0/1	

1 miss.

6 J. Palm

7 A. Regen

		1/1
	2/2	

8 V. Ljungqvist

9 W. Bengtsson

		1/1
	1/1	1/1
2/2		2/2

10 M. Norrbrink

	1/1	6/6

11 T. Hilding

		1/1
		2/2

13 W. Andersson

Moberg		
	1/1	1/1

1 miss.

14 T. Ubelacker

		1/1
		1/1

15 A. Broman

	1/1	
		1/1

TOTAL

2/2	2/2	8/8
1/1	1/1	5/5
3/3	7/8	15/15

2 miss. 2/2 lob

Saves distribution goalkeepers

1 L. Bergh

0/1		0/2
0/2		
	0/2	

12 V. Boschian

Hedberg		
0/1		0/2

16 K. Zetterlund

0/1		0/1
	0/1	0/2
		0/3

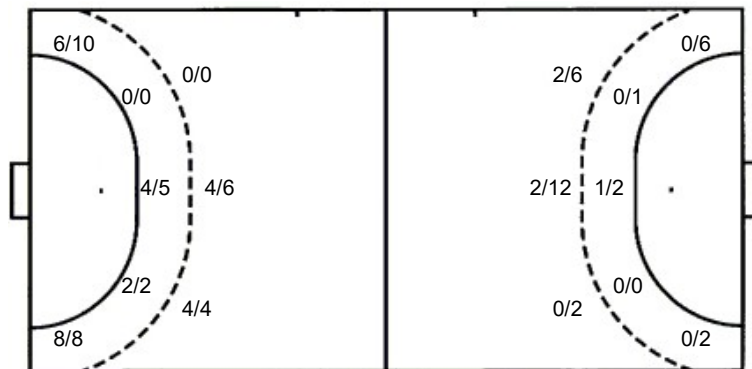
TOTAL

0/2		0/3
0/2	0/1	0/2
0/1	0/2	0/5

Shots by position

ATTACK

DEFENSE



Shooting statistics

Position	Goals	Sav.	Miss.	Post	Blk.	Total	%
Back (9m)	8	0	2	0	0	10	80
Line (6m)	6	1	0	0	0	7	86
Wing	14	3	1	0	0	18	78
7m penalties	1	0	0	0	0	1	100
Fastbreak	9	0	0	0	0	9	100
Breakthrough	10	3	0	0	0	13	77
Total	48	7	3	0	0	58	83

7m penalties 1/1
Fastbreak 9/9
Breakthrough 10/13
Long dist. 0/0

7m penalties 6/6
Fastbreak 3/4
Breakthrough 4/9
Long dist. 0/0

Jersey number Tot. Total shooting 6m 6m (line) shooting 9m 9m shooting Wng. Wing shooting FB Fastbreak sh. 7m 7m penalty sh.
Brk. Breakthrough sh. LD Long distance sh. As. Assists PC Pass clear chance E7 Earned 7m pen. TF Technical faults St. Steals
2m 2m punishments C7. Committed 7m E2 Earned 2m pun. YC. Yellow cards R/B Red/Blue cards Blk. Blocks S Starting Line-up



2019 IHF Men's Youth (U19) World Championship

North Macedonia (Skopje)

Group B

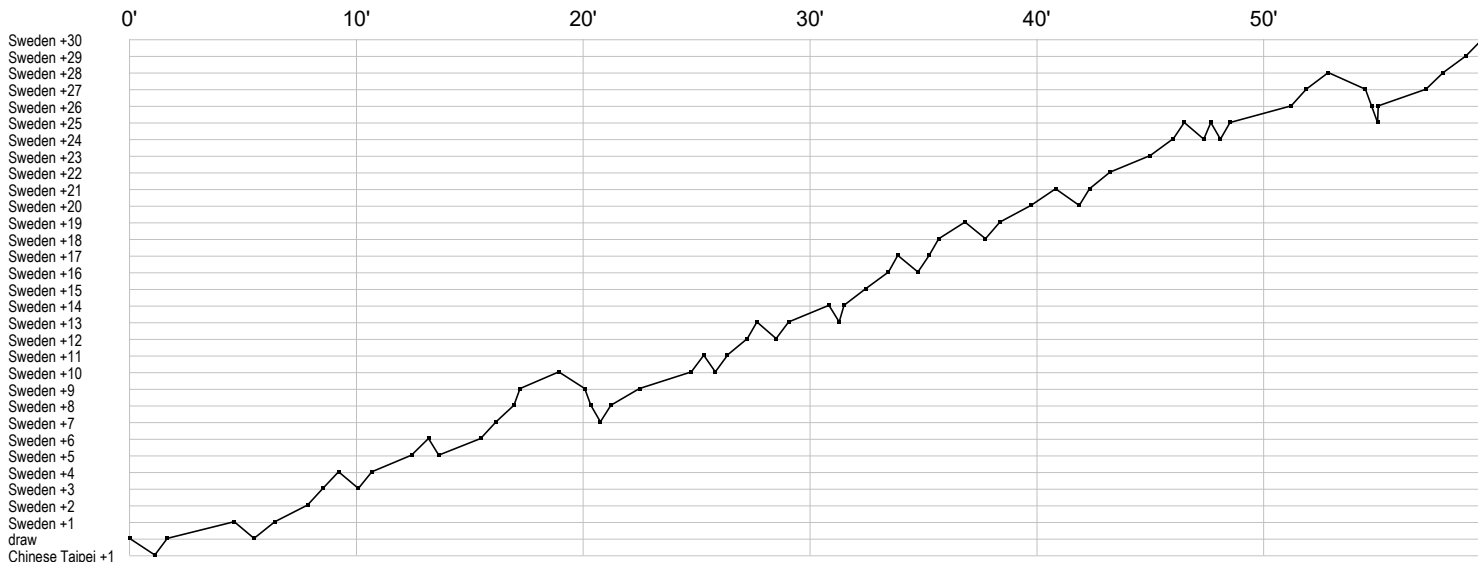


Match Team Statistics
Match No. 14

Chinese Taipei 18 - 48 Sweden
(9 - 22) (9 - 26)

7.8.2019. 18:30
Attendance: 100
SC Jane Sandanski

Referees: Cheikh Mohamed Diop (SEN) / Abdoulaye Faye (SEN)



Chinese Taipei

1 Chang T	r s r r r r r r s r r s r r r r r
4 Lin Y	e e f f t
5 Hsieh C	g f g f g f g f g
6 Tseng W	ft f g f g t g p
7 Ting H	2 g f f
8 Hsieh Y	f t t f t
10 Hsu F	g
11 Hsu Y	g f i f f
18 Tsai Y	f t p p f g t t p t f t f
19 Zeng H	i ff f t2
25 Fang B	t f t
34 Chao B	
36 Chang K	g
47 Yang L	f e g f g f g
77 Yang J	t e p t a f e g f
99 Chuang P	r r s r s r r r s r s r r r r

Sweden

1 Bergh L	r ss r s r s sr r r s r s s s
2 Spante S	g g g g
3 Wallin I	g g f a g g g g a
4 Persson I	g f g g b
5 Wennerholm	c f a g g f g g 2 fc
6 Palm J	
7 Regen A	g a g
8 Ljungqvist V	a a a
9 Bengtsson W	g g g t a g g a f g
10 Norrbrink M	p g a g g g a g a g t
11 Hilding T	y g a p f a a t g tg
12 Boschian	r rr
13 Andersson	b c f a a a g g f
14 Ubelacker T	2 g g t a c
15 Broman A	t ct 2 g
16 Zetterlund K	r s s r t r s s s s f s r r r s r g s r s

In game	g Goal scored	f Missed shot	a Assist	t Technical faults	b Steal
2 2min suspension	e Earned 7m	c Committed 7m	y Yellow card	r Red Card	k Blue card
i Earned 2min.	x Block	4 4min suspension	p Pass for clear chance	s Saved shot	r Received goal