



2019 IHF Men's Youth (U19) World Championship

North Macedonia (Skopje)

Group B



Match Team Statistics

Match No. 13

Egypt 24 - 28 France

(12 - 14) (12 - 14)

7.8.2019. 16:30

Attendance: 100

SC Jane Sandanski

Referees: Maïke Merz (GER) / Tanja Schilha (GER)

Egypt

#	Surname and name	S	Goals / shots							Attack					Def.			Penalties			TP					
			Tot.	%	9m	6m	Wing	7m	FB	Brk.	LD	As.	PC	E7	E2	TF	St.	C7	Blk	YC		2m	R	B		
1	MOHAMED HOMAYED Abdelrahman																									28:38
3	REDA ABDELATAH OSMAN Mazen		5/7	71				1/1	2/3	1/2	1/1															28:32
4	WALID AHMED Hassan		3/6	50	2/5						1/1													2		12:37
7	HANY SALAHELDIN Saif		5/7	71	1/3	1/1																				38:33
10	AHMED HAMDY LOTFY Omar	S	1/2	50				1/1			0/1															57:26
14	ELSAYED ABDELHAMID KAMEL Ibrahim		3/6	50				2/5																		39:30
15	HESHAM ELSAYED Ahmed	S	4/8	50	2/5																					40:36
22	HOSSAMELDIN Momen	S																								31:04
24	SAMIR BADAWY MOHAMED ELAFIFY Mohamed																									
34	AHMED ABDELAAL ABDELGHANY Zeyad																									0:02
48	MOHAMED ABDELHAK Mohab	S	0/1	0																						15:07
50	ALAAELDIN AHMED Youssef	S	1/1	100				1/1																		20:28
74	MOHAMMED Yasser	S	2/5	40		2/4					0/1													1		41:02
80	ALI MEDAN Abdelfattah		0/1	0		0/1																			1	14:42
85	AHMED SADEK Omar	S	0/3	0	0/1						0/2															30:31
95	AHMED HASSAN Youssef		0/1	0	0/1																				3	21:12
Team / bench																										
UKUPNO			24/48	50	5/15	3/6	5/8	2/3	1/3	8/13	0/0	9	3	3	2	14	1	4	0	1	6	0	0			

#	Surname and name	Saves / shots								
		Tot.	%	9m	6m	Wing	7m	FB	Brk.	LD
1	MOHAMED HOMAYED Abdelrahman	7/22	32	2/8	2/2	2/4	0/3	1/2	0/3	
22	HOSSAMELDIN Momen	5/17	29	3/6	0/2	1/6	0/1		1/2	
TOTAL		12/39	31	5/14	2/4	3/10	0/4	1/2	1/5	0/0

Coach: **Magdy Ahmed Mahmoud Abouelmagd**

Number of attacks: 57, Efficiency: 42%, Average Duration: 33.3 seconds

Attack by type of defense

	Shots	9m	6m	Wing	TF	E7	E2
On def. 6-0	2/3	0/0	0/0	1/2	0	0	0
On def. 5-1	19/39	5/15	3/6	4/6	14	3	2
Fastbreak	1/3				0	0	0

Defense by type

	Total	9m	6m	Wing	Stl.	C7	2m
Def. 6-0	16/35	9/18	0/2	5/11	0	3	5
Def. 5-1	6/7	0/1	2/2	2/2	1	1	1
Fastbreak	2/3				0	0	0

Attack with goalkeeper out

	Attack				Reaction		
	Att.	Eff.	Shots	TF	FB	LD	Tot.
GK out (7 on 6)	2	100%	2/2	0	0/0	0/0	0/0
GK out pl. minority	1	100%	1/1	0	0/0	0/0	0/0
GK in	54	39%	21/45	14	2/3	0/0	2/3

GK out attack is counted if one part or whole attack was GK out

Attack with player superiority/minority

	Attack				Reaction		
	Att.	Eff.	Shots	TF	FB	LD	Tot.
Superiority +1	10	30%	3/8	1	0/0	0/0	0/0
Normal	31	45%	14/28	8	1/2	0/0	1/2
Minority -1	7	71%	5/7	0	1/1	0/0	1/1
Minority -2	4	50%	2/4	1	0/0	0/0	0/0

Player superiority counted at the end of attack (in case it changes during attack)

Defense with opponent goalkeeper out

	Attack				Reaction		
	Att.	Eff.	Shots	TF	FB	LD	Tot.
GK in	57	49%	28/50	8	1/3	0/0	1/3

Defense with player superiority/minority

	Attack				Reaction		
	Att.	Eff.	Shots	TF	FB	LD	Tot.
Minority -2	3	67%	2/3	0	0/0	0/0	0/0
Minority -1	5	80%	4/5	1	0/0	0/0	0/0
Normal	37	46%	17/30	6	1/2	0/0	1/2
Superiority +1	7	43%	3/7	1	0/1	0/0	0/1

Jersey number Tot. Total shooting 6m 6m (line) shooting 9m 9m shooting Wng Wing shooting FB Fastbreak sh. 7m 7m penalty sh.
 Brk. Breakthrough sh. LD Long distance sh. As. Assists PC Pass clear chance E7 Earned 7m pen. TF Technical faults St. Steals
 2m 2m punishments C7. Committed 7m E2 Earned 2m pun. YC. Yellow cards R/B Red/Blue cards Blk. Blocks S Starting Line-up



2019 IHF Men's Youth (U19) World Championship

North Macedonia (Skopje)



Group B

Match Team Statistics
Match No. 13

Egypt 24 - 28 France
(12 - 14) (12 - 14)

7.8.2019. 16:30
Attendance: 100
SC Jane Sandanski

Referees: Maike Merz (GER) / Tanja Schilha (GER)

Shot distribution by player

3 M. Reda Abdelfatah Osman

1/1		1/1
	1/1	
	1/1	

1 block 1/1 lob

4 H. Walid Ahmed

	1/1	
		2/2

1 post 1 miss.

7 S. Hany Salaheldin

1/1		2/2
1/1		
1/1		

2 miss.

10 O. Ahmed Hamdy Lotfy

		1/1

14 I. Elsayed Abdelhamid Kamel

2/2		
		1/1

1 miss.

15 A. Hesham Elsayed

	1/1	
1/1		2/2

2 post

24 M. Samir Badawy Mohamed Elafify

34 Z. Ahmed Abdelaal Abdelghany

48 M. Mohamed Abdelhak

50 Y. Alaaeldin Ahmed

1/1		

74 Y. Mohammed

		1/1
	1/1	

1 post 1 miss.

80 A. Ali Medan

85 O. Ahmed Sadek

1 miss. 1 block

95 Y. Ahmed Hassan

1 block

TOTAL

5/5	1/1	5/5
1/1	2/2	1/1
2/2	2/2	4/4

4 post 6 miss. 3 block 1/1 lob

Saves distribution goalkeepers

1 A. Mohamed Homayed

0/2	0/1	0/5
	0/1	
0/2	0/2	0/1

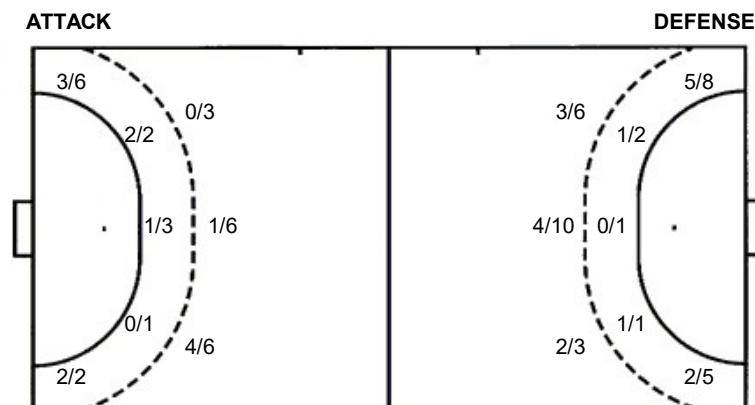
22 M. Hossameldin

		0/11
		0/1

TOTAL

0/2	0/1	0/16
	0/1	
0/2	0/2	0/2

Shots by position



Shooting statistics

Position	Goals	Sav.	Miss.	Post	Blk.	Total	%
Back (9m)	5	2	3	3	2	15	33
Line (6m)	3	2	1	0	0	6	50
Wing	5	2	1	0	0	8	63
7m penalties	2	1	0	0	0	3	67
Fastbreak	1	1	0	0	1	3	33
Breakthrough	8	3	1	1	0	13	62
Total	24	11	6	4	3	48	50

7m penalties 2/3
Fastbreak 1/3
Breakthrough 8/13
Long dist. 0/0

7m penalties 4/5
Fastbreak 2/3
Breakthrough 4/6
Long dist. 0/0

Jersey number Tot. Total shooting 6m 6m (line) shooting 9m 9m shooting Wng. Wing shooting FB Fastbreak sh. 7m 7m penalty sh.
Brk. Breakthrough sh. LD Long distance sh. As. Assists PC Pass clear chance E7 Earned 7m pen. TF Technical faults St. Steals
2m 2m punishments C7. Committed 7m E2 Earned 2m pun. YC. Yellow cards R/B Red/Blue cards Blk. Blocks S Starting Line-up



2019 IHF Men's Youth (U19) World Championship

North Macedonia (Skopje)



Group B

Match Team Statistics
Match No. 13

Egypt 24 - 28 France
(12 - 14) (12 - 14)

7.8.2019. 16:30
Attendance: 100
SC Jane Sandanski

Referees: Maïke Merz (GER) / Tanja Schilha (GER)

France

Players		Goals / shots									Attack					Def.			Penalties			TP			
#	Surname and name	S	Tot.	%	9m	6m	Wing	7m	FB	Brk.	LD	As.	PC	E7	E2	TF	St.	C7	Blk	YC	2m		R	B	
1	GOUY Valentin						0/1									1									0:47
3	LADEN Pierre		0/1	0			0/1																		4:34
4	DU MOULIN DE LA Lucas		2/2	100		1/1				1/1		2	1	1	2										32:03
5	TISSOT Antoine	S	4/6	67			2/4	1/1	1/1																55:26
6	GAILLARD Guenole		1/1	100						1/1		4	1												22:03
7	NTANZI Sadou	S	6/10	60	4/6		0/1			2/3		1		1	1	1									28:55
8	DAMATRIN Baptiste	S	2/5	40	1/1		0/2	1/2					1				1								31:35
10	PASCHAL Drevy		8/9	89	0/1		5/5	2/2	1/1					1		2									19:58
11	LENNE Arthur	S	0/3	0		0/2			0/1																35:38
12	BOLZINGER Charles	S																							59:13
14	ZAEPFEL Aymeric	S	3/6	50	2/5	1/1						2				1						1			36:27
15	THELLIER Thibaut		1/3	33	1/2					0/1			1			1		2							26:40
17	VERIN Yvan																								
18	YAMDJEU SANGOUNGO Jordan																						1		25:36
21	MANDIANGU Jotham													1		1							1		17:07
23	SALOU Mathieu	S	1/4	25	1/4								3			1							1		23:58
	Team / bench																								
	UKUPNO		28/50	56	9/19	2/4	7/13	4/5	2/3	4/6	0/0	9	7	4	3	8	1	2	0	0	0	4	0	0	

Goalkeepers		Saves / shots								
#	Surname and name	Tot.	%	9m	6m	Wing	7m	FB	Brk.	LD
1	GOUY Valentin	0/2	0				0/2			
12	BOLZINGER Charles	9/28	32	1/5	2/5	2/7	1/1	1/2	2/8	
	TOTAL	9/30	30	1/5	2/5	2/7	1/3	2/2	2/8	0/0

Coach: Eric Quintin

Number of attacks: 57, Efficiency: 49%, Average Duration: 29.8 seconds

Attack by type of defense

	Shots	9m	6m	Wing	TF	E7	E2
On def. 6-0	16/35	9/18	0/2	5/11	8	3	3
On def. 5-1	6/7	0/1	2/2	2/2	0	1	0
Fastbreak	2/3				0	0	0

Defense by type

	Total	9m	6m	Wing	Stl.	C7	2m
Def. 6-0	2/3	0/0	0/0	1/2	1	0	0
Def. 5-1	19/39	5/15	3/6	4/6	0	2	4
Fastbreak	1/3				0	0	0

Attack with goalkeeper out

	Attack				Reaction		
	Att.	Eff.	Shots	TF	FB	LD	Tot.
GK in	57	49%	28/50	8	1/3	0/0	1/3

GK out attack is counted if one part or whole attack was GK out

Defense with opponent goalkeeper out

	Attack				Reaction		
	Att.	Eff.	Shots	TF	FB	LD	Tot.
GK out (7 on 6)	2	100%	2/2	0	0/0	0/0	0/0
GK in	54	39%	21/45	14	2/3	0/0	2/3

Attack with player superiority/minority

	Attack				Reaction		
	Att.	Eff.	Shots	TF	FB	LD	Tot.
Superiority +2	3	67%	2/3	0	0/0	0/0	0/0
Superiority +1	5	80%	4/5	1	0/0	0/0	0/0
Normal	37	46%	17/30	6	1/2	0/0	1/2
Minority -1	7	43%	3/7	1	0/1	0/0	0/1

Player superiority counted at the end of attack (in case it changes during attack)

Defense with player superiority/minority

	Attack				Reaction		
	Att.	Eff.	Shots	TF	FB	LD	Tot.
Minority -1	10	30%	3/8	1	0/0	0/0	0/0
Normal	31	45%	14/28	8	1/2	0/0	1/2
Superiority +1	7	71%	5/7	0	1/1	0/0	1/1
Superiority +2	4	50%	2/4	1	0/0	0/0	0/0

Jersey number Tot. Total shooting 6m 6m (line) shooting 9m 9m shooting Wng. Wing shooting FB Fastbreak sh. 7m 7m penalty sh.
Brk. Breakthrough sh. LD Long distance sh. As. Assists PC Pass clear chance E7 Earned 7m pen. TF Technical faults St. Steals
2m 2m punishments C7. Committed 7m E2 Earned 2m pun. YC. Yellow cards R/B Red/Blue cards Blk. Blocks S Starting Line-up



2019 IHF Men's Youth (U19) World Championship

North Macedonia (Skopje)

Group B



Match Team Statistics

Egypt 24 - 28 France

7.8.2019. 16:30

Match No. 13

(12 - 14) (12 - 14)

Attendance: 100

SC Jane Sandanski

Referees: Maïke Merz (GER) / Tanja Schilha (GER)

Shot distribution by player

3 P. Laden

1 miss.

4 L. Du Moulin De La

		1/1

1/1 lob

5 A. Tissot

1/1	1/1	1/1
	1/1	

6 G. Gaillard

1/1		

7 S. Ntanzi

		3/3
	1/1	
1/1		

1 miss. 2 block 1/1 lob

8 B. Damatrin

		2/2

2 post

10 D. Paschal

		7/7
	1/1	

11 A. Lenne

14 A. Zaepfel

1/1		1/1
		1/1

1 miss. 1 block

15 T. Thellier

		1/1

17 Y. Verin

18 J. Yamdjeu Sangoungo

21 J. Mandiangu

23 M. Salou

		1/1

1 post 1 miss.

TOTAL

2/2	1/1	16/16
	1/1	
2/2	2/2	2/2

3 post 4 miss. 3 block 2/2 lob

Saves distribution goalkeepers

1 V. Gouy

	0/1	

12 C. Bolzinger

0/5	0/1	0/5
0/1	0/2	0/1
0/2	0/1	0/4

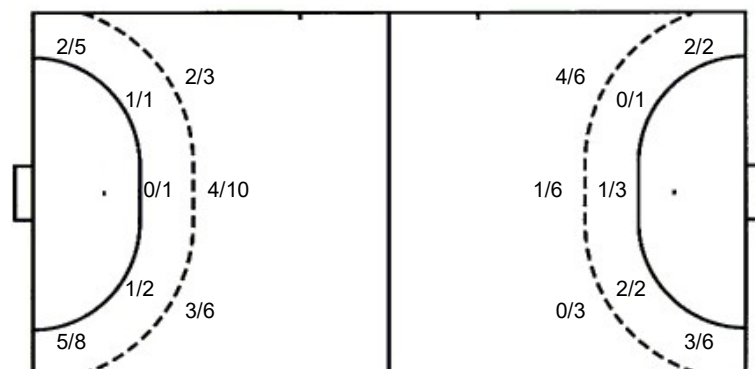
TOTAL

0/5	0/1	0/5
0/1	0/2	0/1
0/2	0/2	0/4

Shots by position

ATTACK

DEFENSE



7m penalties 4/5
Fastbreak 2/3
Breakthrough 4/6
Long dist. 0/0

7m penalties 2/3
Fastbreak 1/3
Breakthrough 8/13
Long dist. 0/0

Shooting statistics

Position	Goals	Sav.	Miss.	Post	Blk.	Total	%
Back (9m)	9	5	2	1	2	19	47
Line (6m)	2	2	0	0	0	4	50
Wing	7	3	2	1	0	13	54
7m penalties	4	0	0	1	0	5	80
Fastbreak	2	1	0	0	0	3	67
Breakthrough	4	1	0	0	1	6	67
Total	28	12	4	3	3	50	56

Jersey number Tot. Total shooting 6m 6m (line) shooting 9m 9m shooting Wng. Wing shooting FB Fastbreak sh. 7m 7m penalty sh.
Brk. Breakthrough sh. LD Long distance sh. As. Assists PC Pass clear chance E7 Earned 7m pen. TF Technical faults St. Steals
2m 2m punishments C7. Committed 7m E2 Earned 2m pun. YC. Yellow cards R/B Red/Blue cards Blk. Blocks S Starting Line-up



2019 IHF Men's Youth (U19) World Championship

North Macedonia (Skopje)

Group B

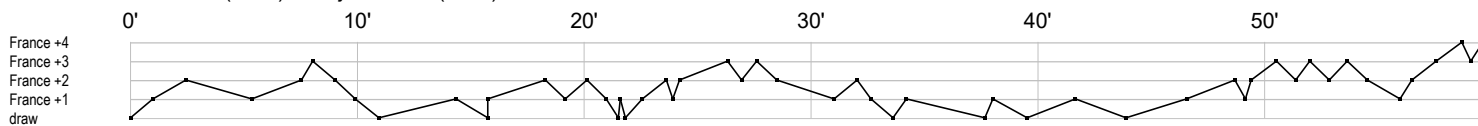


Match Team Statistics
Match No. 13

Egypt 24 - 28 France
(12 - 14) (12 - 14)

7.8.2019. 16:30
Attendance: 100
SC Jane Sandanski

Referees: Maike Merz (GER) / Tanja Schilha (GER)



Egypt

1 Mohamed									r					sr	rs	ss	r		sr		r	sr	r	r	sr	r	r	r	r	r	r		
3 Reda									gg						f	egt			g		f												
4 Walid Ahmed																																	
7 Hany																																	
10 Ahmed																																	
14 Elsayed																																	
15 Hesham																																	
22 Hossameldin																																	
24 Samir																																	
34 Ahmed																																	
48 Mohamed																																	
50 Alaaeldin																																	
74 Mohammed Y																																	
80 Ali Medan A																																	
85 Ahmed Sadek																																	
95 Ahmed																																	

France

1 Gouy V																																	
3 Laden P																																	
4 Du Moulin De																																	
5 Tissot A																																	
6 Gaillard G																																	
7 Ntanzi S																																	
8 Damatin B																																	
10 Paschal D																																	
11 Lenne A																																	
12 Bolzinger C																																	
14 Zaepfel A																																	
15 Thellier T																																	
17 Verin Y																																	
18 Yamdjeu																																	
21 Mandiangou J																																	
23 Salou M																																	

In game	g Goal scored	f Missed shot	a Assist	t Technical faults	b Steal
2 2min suspension	e Earned 7m	c Committed 7m	y Yellow card	r Red Card	k Blue card
i Earned 2min.	x Block	4 4min suspension	p Pass for clear chance	s Saved shot	r Received goal