



# 2019 IHF Men's Youth (U19) World Championship

North Macedonia (Skopje)

Group D



Match Team Statistics

Match No. 10

## Iceland 25 - 20 Tunisia

(12 - 6) (13 - 14)

6.8.2019. 10:30

Attendance: 50

SC Boris Trajkovski

Referees: Bon-ok Koo (KOR) / Seok Lee (KOR)

### Iceland

Players		Goals / shots										Attack					Def.			Penalties			TP			
#	Surname and name	S	Tot.	%	9m	6m	Wing	7m	FB	Brk.	LD	As.	PC	E7	E2	TF	St.	C7	Blk	YC	2m	R	B			
1	SIGMUNDSSON Svavar																								0:19	
3	GAUTASON Dagur	S	6/8	75			3/5		3/3						1	1									26:07	
4	OSKARSSON Arnor Snaer	S	1/4	25	0/1				0/1	1/2		2	1		1	1	1	1							34:39	
5	SVEINSSON Godi Ingvar		1/2	50	0/1					1/1		1													7:26	
10	RUNARSSON Tumi Steinn		2/9	22	0/4	0/1				2/4		1	2	2	1	1									22:34	
11	VALENCIA Stiven Tobar	S	1/4	25		0/1	1/2		0/1							1								1	44:07	
14	SINDRASON Einar Orn		4/4	100				4/4						1	1										27:06	
19	RAMOS ROCHA Hafstein Oli		1/2	50	0/1					1/1						1									28:11	
20	OMARSSON Gudjon Baldur		1/3	33			1/3							1	1										41:34	
21	GISLASON Tjorvi Tyr	S																1						1	36:00	
22	THORARINSSON Erikur Gudni	S	3/4	75		3/3			0/1						2			1	1					1	37:09	
23	FREYSSON Jon Bald	S																							7:26	
24	HINRIKSSON Blaer		1/1	100	1/1										2									1	16:11	
25	THRASTARSON Haukur		4/5	80	3/4					1/1		4	1			1								1	39:23	
26	OSKARSSON Sigardur Dan	S										1	1												45:29	
27	STEFANSSON Olafur Brim																1								6:19	
Team / bench																										
UKUPNO			25/46	54	4/12	3/5	5/10	4/4	3/6	6/9	0/0	9	5	4	4	11	2	4	1	0	5	0	0			

Goalkeepers		Saves / shots									
#	Surname and name	Tot.	%	9m	6m	Wing	7m	FB	Brk.	LD	
1	SIGMUNDSSON Svavar	2/2	100	1/1	1/1						
26	OSKARSSON Sigardur Dan	13/33	39	5/13	1/4	2/4	2/3	2/3	0/5	1/1	
TOTAL		15/35	43	6/14	2/5	2/4	2/3	2/3	0/5	1/1	

Coach: Heimir Rikardsson

Number of attacks: 57, Efficiency: 44%, Average Duration: 28.9 seconds

### Attack by type of defense

	Shots	9m	6m	Wing	TF	E7	E2
On def. 6-0	13/29	3/10	2/3	4/9	8	3	3
On def. 5-1	5/7	1/2	1/2	1/1	3	1	1
Fastbreak	3/6				0	0	0

### Defense by type

	Total	9m	6m	Wing	Stl.	C7	2m
Def. 6-0	17/28	8/17	3/4	2/2	1	3	3
Def. 5-1	1/5	0/1	0/1	0/2	1	1	2
Fastbreak	1/3				0	0	0

### Attack with goalkeeper out

	Attack				Reaction		
	Att.	Eff.	Shots	TF	FB	LD	Tot.
GK out (7 on 6)	1	100%	1/1	0	0/0	0/0	0/0
GK in	56	43%	24/45	11	1/3	0/2	1/5

GK out attack is counted if one part or whole attack was GK out

### Defense with opponent goalkeeper out

	Attack				Reaction		
	Att.	Eff.	Shots	TF	FB	LD	Tot.
GK in	57	35%	20/42	15	3/6	0/0	3/6

### Attack with player superiority/minority

	Attack				Reaction		
	Att.	Eff.	Shots	TF	FB	LD	Tot.
Superiority +1	9	44%	4/7	2	1/1	0/0	1/1
Normal	35	46%	16/28	6	0/2	0/0	0/2
Minority -1	8	50%	4/7	2	0/0	0/2	0/2

Player superiority counted at the end of attack (in case it changes during attack)

### Defense with player superiority/minority

	Attack				Reaction		
	Att.	Eff.	Shots	TF	FB	LD	Tot.
Minority -1	9	33%	3/9	1	1/1	0/0	1/1
Normal	36	36%	13/27	8	2/4	0/0	2/4
Superiority +1	7	43%	3/4	3	0/0	0/0	0/0

# Jersey number Tot. Total shooting 6m 6m (line) shooting 9m 9m shooting Wng. Wing shooting FB Fastbreak sh. 7m 7m penalty sh.  
 Brk. Breakthrough sh. LD Long distance sh. As. Assists PC Pass clear chance E7 Earned 7m pen. TF Technical faults St. Steals  
 2m 2m punishments C7 Committed 7m E2 Earned 2m pun. YC. Yellow cards R/B Red/Blue cards Blk. Blocks S Starting Line-up



# 2019 IHF Men's Youth (U19) World Championship

North Macedonia (Skopje)

Group D



## Match Team Statistics

Match No. 10

## Iceland 25 - 20 Tunisia

(12 - 6) (13 - 14)

6.8.2019. 10:30

Attendance: 50

SC Boris Trajkovski

Referees: Bon-ok Koo (KOR) / Seok Lee (KOR)

## Shot distribution by player

3 D. Gautason

4/4		
2/2		

1 post

4 A. Oskarsson

1/1		

5 G. Sveinsson

1/1		

1 miss.

10 T. Runarsson

2/2		

1 post 1 miss. 1 block

11 S. Valencia

1/1		

14 E. Sindrason

1/1	1/1	
2/2		

19 H. Ramos Rocha

1/1		

1 block

20 G. Omarsson

1/1		

21 T. Gislason


22 E. Thorarinnsson

2/2		1/1

23 J. Freysson


24 B. Hinriksson

		1/1

25 H. Thrastarson

1/1	1/1	
		1/1
1/1		

27 O. Stefansson


## TOTAL

13/13	2/2	1/1
		1/1
7/7		1/1

2 post 2 miss. 2 block

## Saves distribution goalkeepers

1 S. Sigmundsson


26 S. Oskarsson

0/8	0/3	
0/8		

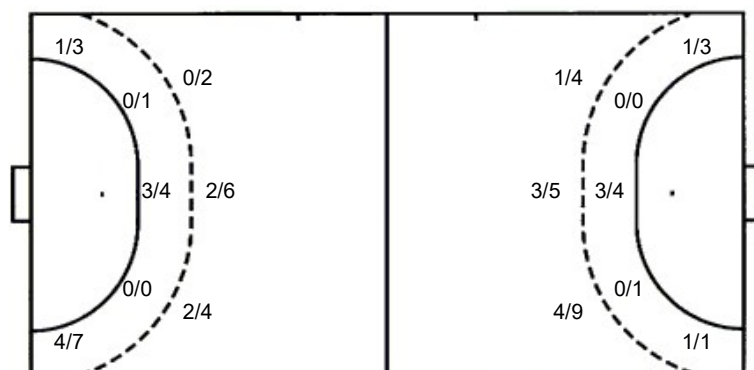
TOTAL

0/8	0/3	
0/8		

## Shots by position

ATTACK

DEFENSE



## Shooting statistics

Position	Goals	Sav.	Miss.	Post	Blk.	Total	%
Back (9m)	4	3	2	1	2	12	33
Line (6m)	3	2	0	0	0	5	60
Wing	5	4	0	1	0	10	50
7m penalties	4	0	0	0	0	4	100
Fastbreak	3	3	0	0	0	6	50
Breakthrough	6	3	0	0	0	9	67
<b>Total</b>	<b>25</b>	<b>15</b>	<b>2</b>	<b>2</b>	<b>2</b>	<b>46</b>	<b>54</b>

7m penalties 4/4  
Fastbreak 3/6  
Breakthrough 6/9  
Long dist. 0/0

7m penalties 1/4  
Fastbreak 1/3  
Breakthrough 5/6  
Long dist. 0/2



# 2019 IHF Men's Youth (U19) World Championship

North Macedonia (Skopje)

Group D



Match Team Statistics

Match No. 10

## Iceland 25 - 20 Tunisia

(12 - 6) (13 - 14)

6.8.2019. 10:30

Attendance: 50

SC Boris Trajkovski

Referees: Bon-ok Koo (KOR) / Seok Lee (KOR)

### Tunisia

Players		Goals / shots									Attack					Def.			Penalties			TP			
#	Surname and name	S	Tot.	%	9m	6m	Wing	7m	FB	Brk.	LD	As.	PC	E7	E2	TF	St.	C7	Blk	YC	2m	R	B		
1	NAMLI Asil	S	0/2	0							0/2		1			1									57:46
3	BOUJEZZA Mohamed Achref	S	2/4	50	0/2					2/2		1				5		1							34:27
6	BADI Ouael	S	3/4	75		2/3				1/1					1	3			1						58:12
7	BOUBAKER Motez	S	3/6	50			1/3		1/2	1/1						1	1	1							57:37
9	BOUGUERRA Adem																								
10	FARAH Ala Eddine	S																		1	1				27:54
11	MADIOUNI Mohamed Firas	S	0/1	0				0/1					1	1	1	2									22:29
12	BELKAIED Yassine																								0:33
15	AMMAR Mohamed		1/2	50		1/1		0/1				1				1		1					1		9:21
16	ZAYANNE Youssef											1													
17	LAKHDHAR Mohamed Amine		0/1	0				0/1				1													7:15
18	FEKIH Rami	S	3/10	30	3/8				0/1	0/1				1	2	1	1	1	1	1	1	1	1	1	46:19
19	SAIDI Khaled												1												10:25
20	SMAOUI Taha		1/3	33	1/3									1											17:30
22	BEN SLIMEN Anas		2/3	67		0/1	1/1	1/1						1	1								1		30:18
28	BACHA Hazem		5/6	83	4/5					1/1						1									39:54
	Team / bench																								
	UKUPNO		20/42	48	8/18	3/5	2/4	1/4	1/3	5/6	0/2	4	3	4	5	15	2	4	2	2	3	1	0		

Goalkeepers		Saves / shots								
#	Surname and name	Tot.	%	9m	6m	Wing	7m	FB	Brk.	LD
1	NAMLI Asil	15/39	38	3/7	2/5	4/9	0/3	3/6	3/9	
12	BELKAIED Yassine	0/1	0				0/1			
16	ZAYANNE Youssef									
	TOTAL	15/40	38	3/7	2/5	4/9	0/4	5/6	3/9	0/0

Coach: **Ahmed Rajhi**

Number of attacks: 57, Efficiency: 35%, Average Duration: 34.3 seconds

### Attack by type of defense

	Shots	9m	6m	Wing	TF	E7	E2
On def. 6-0	17/28	8/17	3/4	2/2	14	3	3
On def. 5-1	1/5	0/1	0/1	0/2	1	1	2
Fastbreak	1/3				0	0	0

### Defense by type

	Total	9m	6m	Wing	Stl.	C7	2m
Def. 6-0	13/29	3/10	2/3	4/9	2	3	2
Def. 5-1	5/7	1/2	1/2	1/1	0	1	1
Fastbreak	3/6				0	0	0

### Attack with goalkeeper out

	Attack				Reaction		
	Att.	Eff.	Shots	TF	FB	LD	Tot.
GK in	57	35%	20/42	15	3/6	0/0	3/6

GK out attack is counted if one part or whole attack was GK out

### Defense with opponent goalkeeper out

	Attack				Reaction		
	Att.	Eff.	Shots	TF	FB	LD	Tot.
GK out (7 on 6)	1	100%	1/1	0	0/0	0/0	0/0
GK in	56	43%	24/45	11	1/3	0/2	1/5

### Attack with player superiority/minority

	Attack				Reaction		
	Att.	Eff.	Shots	TF	FB	LD	Tot.
Superiority +1	9	33%	3/9	1	1/1	0/0	1/1
Normal	36	36%	13/27	8	2/4	0/0	2/4
Minority -1	7	43%	3/4	3	0/0	0/0	0/0

Player superiority counted at the end of attack (in case it changes during attack)

### Defense with player superiority/minority

	Attack				Reaction		
	Att.	Eff.	Shots	TF	FB	LD	Tot.
Minority -1	9	44%	4/7	2	1/1	0/0	1/1
Normal	35	46%	16/28	6	0/2	0/0	0/2
Superiority +1	8	50%	4/7	2	0/0	0/2	0/2

# Jersey number Tot. Total shooting 6m 6m (line) shooting 9m 9m shooting Wng. Wing shooting FB Fastbreak sh. 7m 7m penalty sh.  
 Brk. Breakthrough sh. LD Long distance sh. As. Assists PC Pass clear chance E7 Earned 7m pen. TF Technical faults St. Steals  
 2m 2m punishments C7 Committed 7m E2 Earned 2m pun. YC. Yellow cards R/B Red/Blue cards Blk. Blocks S Starting Line-up



# 2019 IHF Men's Youth (U19) World Championship

North Macedonia (Skopje)

Group D



Match Team Statistics

Match No. 10

Iceland 25 - 20 Tunisia

(12 - 6) (13 - 14)

6.8.2019. 10:30

Attendance: 50

SC Boris Trajkovski

Referees: Bon-ok Koo (KOR) / Seok Lee (KOR)

## Shot distribution by player

3 M. Boujezza

2/2		

1 miss.

6 O. Badi

1/1		
1/1		

7 M. Boubaker

	1/1	
2/2		

9 A. Bouguerra


10 A. Farah


11 M. Madiouni


15 M. Ammar

1/1		

17 M. Lakhdhar


1 miss.

18 R. Fekih

	1/1	
2/2		

2 post 1 miss.

19 K. Saidi


20 T. Smaoui

1/1		

22 A. Ben Slimen

	1/1	
1/1		

28 H. Bacha

5/5		

1 miss.

TOTAL

8/8	3/3	
8/8		

2 post 4 miss.

## Saves distribution goalkeepers

1 A. Namli

0/13	0/1	0/1
		0/1
0/7		0/1

12 Y. Belkaied

	0/1	

16 Y. Zayanne

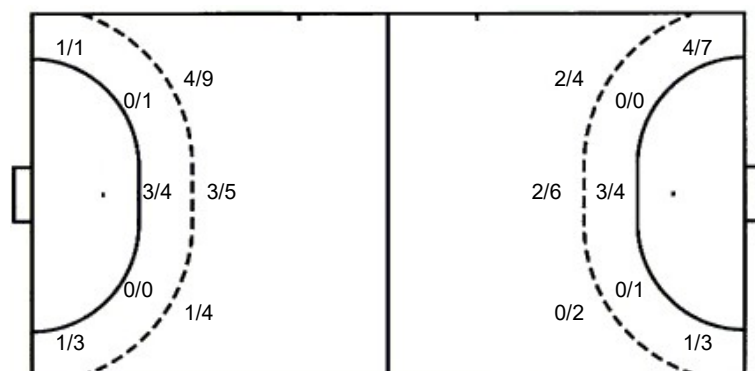

TOTAL

0/13	0/2	0/1
		0/1
0/7		0/1

## Shots by position

ATTACK

DEFENSE



7m penalties 1/4  
Fastbreak 1/3  
Breakthrough 5/6  
Long dist. 0/2

7m penalties 4/4  
Fastbreak 3/6  
Breakthrough 6/9  
Long dist. 0/0

## Shooting statistics

Position	Goals	Sav.	Miss.	Post	Blk.	Total	%
Back (9m)	8	6	3	1	0	18	44
Line (6m)	3	2	0	0	0	5	60
Wing	2	2	0	0	0	4	50
7m penalties	1	2	1	0	0	4	25
Fastbreak	1	2	0	0	0	3	33
Breakthrough	5	0	0	1	0	6	83
<b>Total</b>	<b>20</b>	<b>14</b>	<b>4</b>	<b>2</b>	<b>0</b>	<b>40</b>	<b>50</b>

# Jersey number  
Brk. Breakthrough sh.  
2m 2m punishments  
Tot. Total shooting  
LD Long distance sh.  
C7. Committed 7m  
6m 6m (line) shooting  
As. Assists  
E2 Earned 2m pun.  
9m 9m shooting  
PC Pass clear chance  
YC. Yellow cards  
Wng. Wing shooting  
E7 Earned 7m pen.  
R/B Red/Blue cards  
FB Fastbreak sh.  
TF Technical faults  
Blk. Blocks  
7m 7m penalty sh.  
St. Steals  
S Starting Line-up



# 2019 IHF Men's Youth (U19) World Championship

## North Macedonia (Skopje)

### Group D



#### Match Team Statistics

Match No. 10

#### Iceland 25 - 20 Tunisia

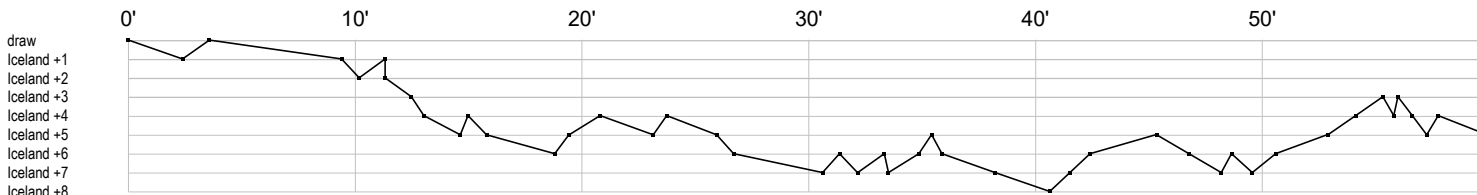
(12 - 6) (13 - 14)

6.8.2019. 10:30

Attendance: 50

SC Boris Trajkovski

Referees: Bon-ok Koo (KOR) / Seok Lee (KOR)



#### Iceland

1 Sigmundsson	
3 Gautason D	f t gi g g g f
4 Oskarsson A	a bf c p g
5 Sveinsson G	
10 Runarsson T	p f g e f t f a g f ei p f f
11 Valencia S	f f 2
14 Sindrason E	g g eg i
19 Ramos Rocha	f t g
20 Omarsson G	g e t f f
21 Gislason T	2c
22 Thorarinnsson	g 2 gx g c ft t
23 Freysson J	
24 Hinriksson B	t 2
25 Thrastarson H	t a a g f a p a g g g c2
26 Oskarsson S	s r s s r a s r s r r s r sr ps rr s s r r s r s r r r r r r s
27 Stefansson O	b

#### Tunisia

1 Namlı A	r s s f r r r r r r s psr s r tsr r s r r r ss s r r s r s sf r r s s r r r
3 Boujezza M	t t f g c g t f t a t
6 Badi O	t i t g g x g t
7 Boubaker M	f f t c g g bg f
9 Bouguerra A	
10 Farah A	y 2
11 Madiouni M	ief t t p
12 Belkaied Y	r
15 Ammar M	a fg t rc
16 Zayanne Y	a
17 Lakhdhar M	a f
18 Fekih R	f g f f i g e y f t i xc fbf 2 g
19 Saidi K	p
20 Smaoui T	e f g f
22 Ben Slimen A	f g 2 eig
28 Bacha H	f t g g g g g

In game	<b>g</b> Goal scored	<b>f</b> Missed shot	<b>a</b> Assist	<b>t</b> Technical faults	<b>b</b> Steal
<b>2</b> 2min suspension	<b>e</b> Earned 7m	<b>c</b> Committed 7m	<b>y</b> Yellow card	<b>r</b> Red Card	<b>k</b> Blue card
<b>i</b> Earned 2min.	<b>x</b> Block	<b>4</b> 4min suspension	<b>p</b> Pass for clear chance	<b>s</b> Saved shot	<b>r</b> Received goal