



2019 IHF Men's Youth (U19) World Championship

North Macedonia (Skopje)

Group C



Match Team Statistics

Match No. 7

Denmark 30 - 23 Japan

(18 - 11) (12 - 12)

6.8.2019. 16:30

Attendance: 50

SC Boris Trajkovski

Referees: Maike Merz (GER) / Tanja Schilha (GER)

Denmark

Players		Goals / shots									Attack				Def.			Penalties			TP				
#	Surname and name	S	Tot.	%	9m	6m	Wing	7m	FB	Brk.	LD	As.	PC	E7	E2	TF	St.	C7	Blk	YC		2m	R	B	
1	RUGHAVE Svend Bro	S											1												37:32
3	JACOBSEN Steven P.	S	1/1	100		1/1											1		2						38:43
4	BEUSCHAU Anders		0/3	0	0/1	0/1			0/1							1									24:35
6	PYTLLICK Simon B.	S	3/5	60	3/4				0/1			4	1	1	2	4	3								37:17
7	HAUBRO JENSEN Magnus		5/6	83	4/5					1/1			1		1	1									22:43
11	WOSNIAK Oliver		2/2	100	2/2									1	1	1	1		1		2				25:34
14	LARSEN Magnus												2		2										11:47
15	REINHOLDT LAGER Lauritz	S	5/7	71	3/5				1/1	1/1		1	1		3		1		1						48:13
16	LARSEN Oliver											1													20:37
17	CIESLAK Jeppe M.	S	10/12	83			2/3	4/5	3/3		1/1														54:35
18	FILTENBORG Anton Krogh	S	0/4	0			0/4							1											49:17
19	HOXER HANGAARD Mads																								0:07
21	JESSEN Emil	S	2/4	50	2/4							2	1	2		1	1								32:23
24	JUHL REFGAARD Oliver		1/2	50			1/2					1													12:07
25	SONN Sasser		1/1	100					1/1																3:14
26	SKOTT Sebastian																								1:16
	Team / bench																								
	UKUPNO		30/47	64	14/21	1/2	3/9	4/5	5/7	2/2	1/1	10	6	5	4	13	6	1	3	1	2	0	0		

Goalkeepers		Saves / shots								
#	Surname and name	Tot.	%	9m	6m	Wing	7m	FB	Brk.	LD
1	RUGHAVE Svend Bro	12/25	48	7/14	1/3	2/5	1/1	1/1	0/1	
16	LARSEN Oliver	6/16	38	3/6	1/2	1/4			0/1	1/3
	TOTAL	18/41	44	10/20	2/5	3/9	1/1	1/2	1/4	0/0

Coach: **Simon S. Sorensen**

Number of attacks: 61, Efficiency: 49%, Average Duration: 22.5 seconds

Attack by type of defense

	Shots	9m	6m	Wing	TF	E7	E2
On def. 6-0	20/34	14/21	1/2	3/9	13	5	4
Fastbreak	5/7				0	0	0

Defense by type

	Total	9m	6m	Wing	Stl.	C7	2m
Def. 6-0	22/45	10/27	3/5	6/9	6	1	2
Fastbreak	1/2				0	0	0

Attack with goalkeeper out

	Attack				Reaction		
	Att.	Eff.	Shots	TF	FB	LD	Tot.
GK in	61	49%	30/47	13	1/2	0/0	1/2

GK out attack is counted if one part or whole attack was GK out

Defense with opponent goalkeeper out

	Attack				Reaction		
	Att.	Eff.	Shots	TF	FB	LD	Tot.
GK out (7 on 6)	2	0%	0/1	1	1/1	0/0	1/1
GK in	57	39%	22/46	12	4/6	1/1	5/7

Attack with player superiority/minority

	Attack				Reaction		
	Att.	Eff.	Shots	TF	FB	LD	Tot.
Superiority +1	10	20%	2/7	3	1/1	0/0	1/1
Normal	43	51%	22/32	9	0/1	0/0	0/1
Minority -1	2	100%	2/3	0	0/0	0/0	0/0

Player superiority counted at the end of attack (in case it changes during attack)

Defense with player superiority/minority

	Attack				Reaction		
	Att.	Eff.	Shots	TF	FB	LD	Tot.
Minority -1	2	50%	1/2	0	0/0	0/0	0/0
Normal	44	32%	14/34	10	5/7	0/0	5/7
Superiority +1	7	57%	4/7	1	0/0	1/1	1/1

Jersey number Tot. Total shooting 6m 6m (line) shooting 9m 9m shooting Wng. Wing shooting FB Fastbreak sh. 7m 7m penalty sh.
Brk. Breakthrough sh. LD Long distance sh. As. Assists PC Pass clear chance E7 Earned 7m pen. TF Technical faults St. Steals
2m 2m punishments C7. Committed 7m E2 Earned 2m pun. YC. Yellow cards R/B Red/Blue cards Blk. Blocks S Starting Line-up



2019 IHF Men's Youth (U19) World Championship

North Macedonia (Skopje)

Group C



Match Team Statistics

Match No. 7

Denmark 30 - 23 Japan

(18 - 11) (12 - 12)

6.8.2019. 16:30

Attendance: 50

SC Boris Trajkovski

Referees: Maike Merz (GER) / Tanja Schilha (GER)

Shot distribution by player

3 S. Jacobsen

1/1		

4 A. Beuschau

1 post

6 S. Pytlick

1/1	2/2	

1 post

7 M. Haubro Jensen

4/4	1/1	

1 miss.

11 O. Wosniak

2/2		

14 M. Larsen

15 L. Reinholdt Leger

1/1	2/2	1/1
		1/1

17 J. Cieslak

7/7	1/1	
	2/2	

18 A. Filtenborg

1 post 1 miss.

19 M. Hoxer Hangaard

21 E. Jessen

	1/1	
1/1		

24 O. Juhl Refsgaard

	1/1	

1 miss.

25 S. Sonn

1/1		

26 S. Skott

TOTAL

17/17	6/6	1/1
	2/2	
1/1	2/2	1/1

3 post 3 miss.

Saves distribution goalkeepers

1 S. Rughave

1/3	0/4	0/2
0/4	0/1	

16 O. Larsen

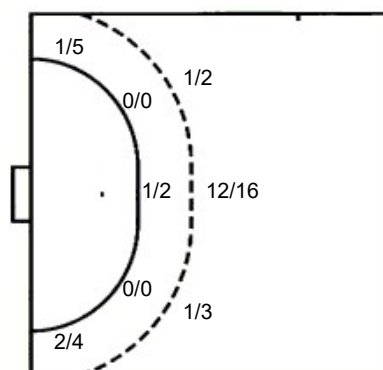
0/8	0/1	
0/1		

TOTAL

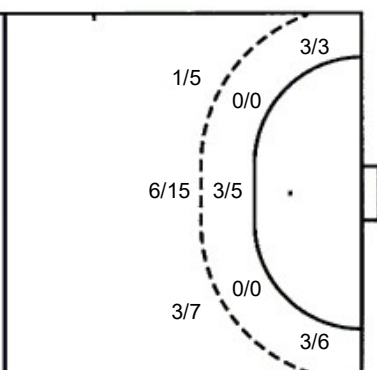
1/11	0/5	0/2
0/5	0/1	

Shots by position

ATTACK



DEFENSE



7m penalties 4/5
Fastbreak 5/7
Breakthrough 2/2
Long dist. 1/1

7m penalties 0/1
Fastbreak 1/2
Breakthrough 3/4
Long dist. 0/0

Shooting statistics

Position	Goals	Sav.	Miss.	Post	Blk.	Total	%
Back (9m)	14	5	1	1	0	21	67
Line (6m)	1	0	0	1	0	2	50
Wing	3	3	2	1	0	9	33
7m penalties	4	1	0	0	0	5	80
Fastbreak	5	2	0	0	0	7	71
Breakthrough	2	0	0	0	0	2	100
Total	29	11	3	3	0	46	63



2019 IHF Men's Youth (U19) World Championship

North Macedonia (Skopje)

Group C



Match Team Statistics

Denmark 30 - 23 Japan

6.8.2019. 16:30

Match No. 7

(18 - 11) (12 - 12)

Attendance: 50

SC Boris Trajkovski

Referees: Maike Merz (GER) / Tanja Schilha (GER)

Japan

Players		Goals / shots									Attack				Def.			Penalties			TP				
#	Surname and name	S	Tot.	%	9m	6m	Wing	7m	FB	Brk.	LD	As.	PC	E7	E2	TF	St.	C7	Blk	YC	2m	R	B		
4	KANI Daiki		4/6	67	0/2		3/3			1/1			1					1							45:48
6	KUBOTA Leo		0/1	0	0/1							1													26:50
7	YASUSHIRA Kosuke	S	7/15	47	5/11	0/1		0/1	1/1	1/1		5	2			7	1								53:12
8	SHIMIZU Hiroto	S	0/1	0	0/1											1									14:12
9	YOSHIDA Shuichi	S	0/1	0	0/1									1		1	1					2			39:10
11	FUJIKAWA Shota	S	2/5	40	2/5								1												16:54
12	YAMURA Hiroto	S																							29:50
14	YAMAGUCHI Naoki											1			1		1		1		1				28:30
16	TAKAGI Alexandre																								25:25
17	ASANO Shoichiro		3/3	100		3/3												1				2			32:25
18	KAJIYAMA Mizuki		2/5	40	0/1		2/4									2									29:40
20	ISHIDA Tomoki																								1:52
22	SHIRAIISHI Ryusei																								
23	HARUTA Taisei	S	1/3	33			1/2		0/1							1	1	1		1					30:00
24	ENOMOTO Yuga		1/3	33	0/1					1/2			2			2									11:38
25	TSUTAYA Taiga	S	3/5	60	3/5							1	2		1				1						34:34
	Team / bench																								
	UKUPNO		23/48	48	10/27	3/5	6/9	0/1	1/2	3/4	0/0	8	8	1	1	13	3	5	0	2	4	0	0		

Goalkeepers		Saves / shots								
#	Surname and name	Tot.	%	9m	6m	Wing	7m	FB	Brk.	LD
12	YAMURA Hiroto	4/23	17	2/11	0/1	1/2	0/4	1/4	0/1	
16	TAKAGI Alexandre	7/17	41	3/8		2/4	1/1	1/3	0/1	
	TOTAL	11/40	28	5/19	0/1	3/6	1/5	3/7	0/2	0/0

Coach: Shinnosuke Uematsu

Number of attacks: 60, Efficiency: 38%, Average Duration: 37.2 seconds

Attack by type of defense

	Shots	9m	6m	Wing	TF	E7	E2
On def. 6-0	22/45	10/27	3/5	6/9	13	1	1
Fastbreak	1/2				0	0	0

Defense by type

	Total	9m	6m	Wing	Stl.	C7	2m
Def. 6-0	20/34	14/21	1/2	3/9	3	5	4
Fastbreak	5/7				0	0	0

Attack with goalkeeper out

	Attack				Reaction		
	Att.	Eff.	Shots	TF	FB	LD	Tot.
GK out (7 on 6)	2	0%	0/1	1	1/1	0/0	1/1
GK out pl. minority	1	100%	1/1	0	0/0	0/0	0/0
GK in	57	39%	22/46	12	4/6	1/1	5/7

GK out attack is counted if one part or whole attack was GK out

Attack with player superiority/minority

	Attack				Reaction		
	Att.	Eff.	Shots	TF	FB	LD	Tot.
Superiority +1	2	50%	1/2	0	0/0	0/0	0/0
Normal	44	32%	14/34	10	5/7	0/0	5/7
Minority -1	7	57%	4/7	1	0/0	1/1	1/1

Player superiority counted at the end of attack (in case it changes during attack)

Defense with opponent goalkeeper out

	Attack				Reaction		
	Att.	Eff.	Shots	TF	FB	LD	Tot.
GK in	61	49%	30/47	13	1/2	0/0	1/2

Defense with player superiority/minority

	Attack				Reaction		
	Att.	Eff.	Shots	TF	FB	LD	Tot.
Minority -1	10	20%	2/7	3	1/1	0/0	1/1
Normal	43	51%	22/32	9	0/1	0/0	0/1
Superiority +1	2	100%	2/3	0	0/0	0/0	0/0

Jersey number Tot. Total shooting 6m 6m (line) shooting 9m 9m shooting Wng. Wing shooting FB Fastbreak sh. 7m 7m penalty sh.
 Brk. Breakthrough sh. LD Long distance sh. As. Assists PC Pass clear chance E7 Earned 7m pen. TF Technical faults St. Steals
 2m 2m punishments C7. Committed 7m E2 Earned 2m pun. YC. Yellow cards R/B Red/Blue cards Blk. Blocks S Starting Line-up



2019 IHF Men's Youth (U19) World Championship

North Macedonia (Skopje)

Group C



Match Team Statistics

Match No. 7

Denmark 30 - 23 Japan

(18 - 11) (12 - 12)

6.8.2019. 16:30

Attendance: 50

SC Boris Trajkovski

Referees: Maike Merz (GER) / Tanja Schilha (GER)

Shot distribution by player

4 D. Kani

2/2		2/2

1 block

6 L. Kubota

1 block

7 K. Yasushira

1/1	3/3	
2/2	1/1	

2 miss.

8 H. Shimizu

1 miss.

9 S. Yoshida

0/1		

11 S. Fujikawa

2/2		

1 block

14 N. Yamaguchi

17 S. Asano

1/1	1/1	
1/1		

18 M. Kajiyama

2/2		

20 T. Ishida

22 R. Shiraishi

23 T. Haruta

1/1		

24 Y. Enomoto

	1/1	

25 T. Tsutaya

3/3		

1 post

TOTAL

10/11	5/5	2/2
5/5	1/1	

1 post 3 miss. 3 block

Saves distribution goalkeepers

12 H. Yamura

0/10	0/5	0/1
0/1	0/1	0/1

16 A. Takagi

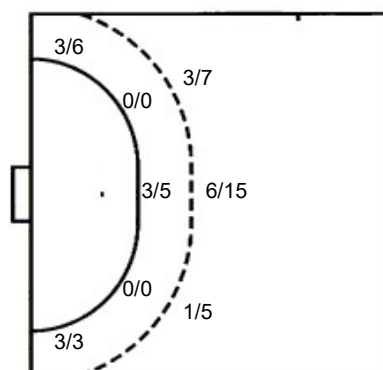
0/7	0/1	
	0/2	
	0/1	

TOTAL

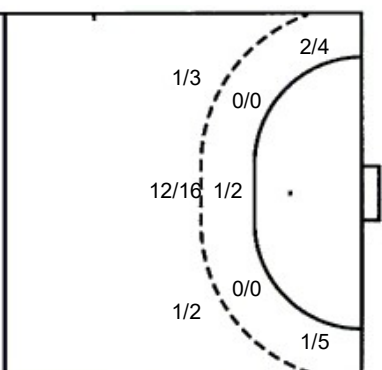
0/17	0/6	0/1
	0/2	
0/1	0/2	0/1

Shots by position

ATTACK



DEFENSE



7m penalties 0/1
Fastbreak 1/2
Breakthrough 3/4
Long dist. 0/0

7m penalties 4/5
Fastbreak 5/7
Breakthrough 2/2
Long dist. 1/1

Shooting statistics

Position	Goals	Sav.	Miss.	Post	Blk.	Total	%
Back (9m)	10	10	3	1	3	27	37
Line (6m)	3	2	0	0	0	5	60
Wing	6	3	0	0	0	9	67
7m penalties	0	1	0	0	0	1	0
Fastbreak	1	1	0	0	0	2	50
Breakthrough	3	1	0	0	0	4	75
Total	23	18	3	1	3	48	48



2019 IHF Men's Youth (U19) World Championship

North Macedonia (Skopje)

Group C



Match Team Statistics

Match No. 7

Denmark 30 - 23 Japan

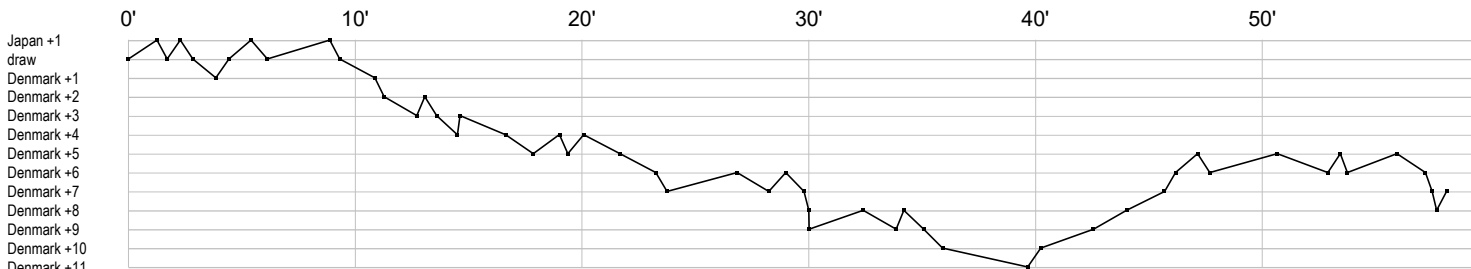
(18 - 11) (12 - 12)

6.8.2019. 16:30

Attendance: 50

SC Boris Trajkovski

Referees: Maike Merz (GER) / Tanja Schilha (GER)



Denmark

1 Rughave S	r r r r s r s s sr ar s r r s s s s r r r r r s s s s
3 Jacobsen S	g b x
4 Beuschau A	f t f f
6 Pytlick S	t a g b i t g a b f g a t p a b t i e f
7 Haubro	gg p g i g g f t
11 Wosniak O	g e b 2 xg 2 t i
14 Larsen M	t t p p
15 Reinholdt	g f g t a y g c g t t p g f
16 Larsen O	r s r r r r r s sr r s a r s r s
17 Cieslak J	gg g g g gg f g g f g
18 Filtenborg A	f fe f f
19 Hoxer	
21 Jessen E	a g e a t e b p f g
24 Juhl	f g a
25 Sonn S	g
26 Skott S	

Japan

4 Kani D	g g c f f g p g
6 Kubota L	f a
7 Yasushira K	g g t f a t g t f a g f t p f f t g t a a bgpa fg f t
8 Shimizu H	f t
9 Yoshida S	t 2 b e f 2
11 Fujikawa S	g g f p f f
12 Yamura H	r r r r s r r r r r r s r r r r r s sr r r
14 Yamaguchi N	t y c a
16 Takagi A	rr s r r r r s r ss r r s r r r s
17 Asano S	g g 2 g 2c
18 Kajiyama M	f f g g
20 Ishida T	
22 Shiraishi R	
23 Haruta T	b f fg c t y
24 Enomoto Y	gp f p t f t
25 Tsutaya T	c p a f gi p f g g

In game	g Goal scored	f Missed shot	a Assist	t Technical faults	b Steal
2 2min suspension	e Eearned 7m	c Committed 7m	y Yellow card	r Red Card	k Blue card
i Eearned 2min.	x Block	4 4min suspension	p Pass for clear chance	s Saved shot	r Received goal