



2019 IHF Men's Youth (U19) World Championship

North Macedonia (Skopje)

Group A



Match Team Statistics

Spain 36 - 21 Saudi Arabia

6.8.2019. 12:30

Match No. 2

(15 - 10) (21 - 11)

Attendance: 100

SC Jane Sandanski

Referees: Raymel Reyes (CUB) / Alexys Zuniga (CUB)

Spain

#	Surname and name	S	Goals / shots								Attack				Def.			Penalties			TP					
			Tot.	%	9m	6m	Wing	7m	FB	Brk.	LD	As.	PC	E7	E2	TF	St.	C7	Blk	YC		2m	R	B		
1	RODRIGUEZ LARIO Roberto														1											28:21
2	GONI MACUA Ernesto		0/1	0	0/1													1								9:48
3	MARTIN BOTET Alberto	S	3/3	100		3/3									2	2			1		1					33:49
4	BASUALDO DIEZ Ange Manuel		2/3	67		2/3										1	1	2								7:42
5	ROCA RODRIGUEZ David	S	0/2	0	0/1					0/1				3			2									44:43
6	DIAZ HERNANDEZ Alberto		4/4	100		1/1		1/1		2/2				1	2		2									25:35
7	GARCIA SANCHEZ Oscar		1/4	25		1/3			0/1					1	1				1	2						33:30
8	PRECIADO RAMOS Alvaro		5/5	100		1/1				3/3	1/1			1	1	2				1		1				32:00
9	PASCUAL GARCIA Alex	S	8/9	89		1/1	0/1	4/4	2/2	1/1																35:53
10	IZQUIERDO LABAYEN Ander	S	3/5	60	1/3					2/2				2	1		1			1				1		24:56
11	PALOMINO MORON Juan		1/1	100					1/1										1					2		6:03
13	LUIS MOSQUERA Domingo Jesus		1/3	33	1/2					0/1							1							1		6:14
15	AGUILLELLA FABREGAT Marcos	S	4/5	80	0/1		1/1		3/3										1							36:59
17	ALA SANCHEZ Sergi		2/4	50		2/3	0/1									1		2	1							23:24
22	MARTINEZ LLAMAZARES Isidoro	S	2/2	100					1/1	1/1				3	4			4								39:38
33	PEREZ MOLINA Jorge	S												1												31:25
	Team / bench																									
	UKUPNO		36/51	71	2/8	11/15	1/3	5/5	7/8	9/11	1/1			15	9	6	2	14	5	5	1	1	4	1	0	

Goalkeepers		Saves / shots								
#	Surname and name	Tot.	%	9m	6m	Wing	7m	FB	Brk.	LD
1	RODRIGUEZ LARIO Roberto	7/18	39	4/6	1/4	1/1	0/2	0/1	1/4	
33	PEREZ MOLINA Jorge	4/13	31	2/3	0/2	2/2	0/2		0/4	
	TOTAL	11/31	35	6/9	1/6	3/3	0/4	0/1	1/8	0/0

Coach: **Alberto Suarez Menendez**

Number of attacks: 69, Efficiency: 52%, Average Duration: 24.3 seconds

Attack by type of defense

	Shots	9m	6m	Wing	TF	E7	E2
On def. 6-0	5/8	2/3	1/3	0/0	4	4	1
On def. 5-1	17/29	0/5	9/12	1/3	10	2	1
Fastbreak	7/8				0	0	0

Defense by type

	Total	9m	6m	Wing	Stl.	C7	2m
Def. 6-0	8/11	2/3	1/1	0/2	1	2	2
Def. 5-1	1/1	0/0	1/1	0/0	4	2	1
Def. 3-2-1	6/17	1/7	3/5	0/2	0	1	1
Fastbreak	1/1				0	0	0

Attack with goalkeeper out

	Attack				Reaction		
	Att.	Eff.	Shots	TF	FB	LD	Tot.
GK out (7 on 6)	3	33%	1/1	1	0/0	0/0	0/0
GK out pl. minority	6	67%	4/5	1	0/0	1/1	1/1
GK in	60	50%	30/45	12	1/1	0/0	1/1

GK out attack is counted if one part or whole attack was GK out

Defense with opponent goalkeeper out

	Attack				Reaction		
	Att.	Eff.	Shots	TF	FB	LD	Tot.
GK out (7 on 6)	3	33%	1/1	2	1/1	0/0	1/1
GK in	66	30%	20/34	27	6/7	1/1	7/8

Attack with player superiority/minority

	Attack				Reaction		
	Att.	Eff.	Shots	TF	FB	LD	Tot.
Superiority +1	2	50%	1/1	1	0/0	0/0	0/0
Normal	52	50%	26/40	10	1/1	0/0	1/1
Minority -1	12	58%	7/8	1	0/0	1/1	1/1

Player superiority counted at the end of attack (in case it changes during attack)

Defense with player superiority/minority

	Attack				Reaction		
	Att.	Eff.	Shots	TF	FB	LD	Tot.
Minority -1	16	50%	8/8	5	2/2	0/0	2/2
Normal	49	27%	13/25	23	5/6	1/1	6/7
Superiority +1	3	0%	0/1	1	0/0	0/0	0/0

Jersey number Tot. Total shooting 6m 6m (line) shooting 9m 9m shooting Wng Wing shooting FB Fastbreak sh. 7m 7m penalty sh.
 Brk. Breakthrough sh. LD Long distance sh. As. Assists PC Pass clear chance E7 Earned 7m pen. TF Technical faults St. Steals
 2m 2m punishments C7. Committed 7m E2 Earned 2m pun. YC. Yellow cards R/B Red/Blue cards Blk. Blocks S Starting Line-up



2019 IHF Men's Youth (U19) World Championship

North Macedonia (Skopje)



Group A

Match Team Statistics
Match No. 2

Spain 36 - 21 Saudi Arabia
(15 - 10) (21 - 11)

6.8.2019. 12:30
Attendance: 100
SC Jane Sandanski

Referees: Raymel Reyes (CUB) / Alexys Zuniga (CUB)

Shot distribution by player

2 E. Goni Macua

3 A. Martin Botet

		1/1
1/1		
1/1		

4 A. Basualdo Diez

	1/1	

5 D. Roca Rodriguez

2 miss.

6 A. Diaz Hernandez

2/2		
	1/1	1/1

7 O. Garcia Sanchez

1/1		

3 miss.

8 A. Preciado Ramos

		1/1
	1/1	3/3

9 A. Pascual Garcia

2/2	1/1	
	1/1	4/4

10 A. Izquierdo Labayen

1/1		1/1
		1/1

1 block

11 J. Palomino Moron

1/1		

13 D. Luis Mosquera

	1/1	

1 miss.

15 M. Aguilera Fabregat

		1/1
2/2		
		1/1

1 post

17 S. Ala Sanchez

	1/1	
		1/1

1 miss.

22 I. Martinez Llamazares

1/1		
1/1		

TOTAL

4/4	3/3	3/3
7/7	1/1	5/5
2/2	3/3	7/7

1 post 7 miss. 1 block

Saves distribution goalkeepers

1 R. Rodriguez Lario

		0/1
0/4		
0/1	0/1	0/4

33 J. Perez Molina

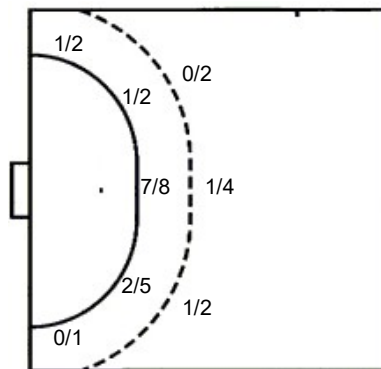
	0/1	
		0/5
0/2	0/2	

TOTAL

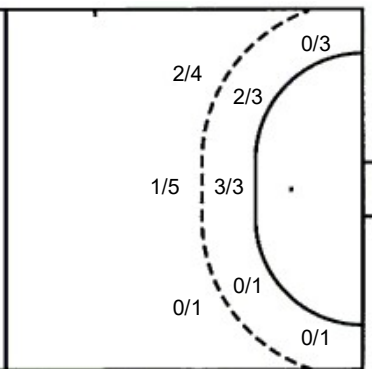
	0/1	0/1
0/4		0/5
0/3	0/3	0/4

Shots by position

ATTACK



DEFENSE



7m penalties 5/5
Fastbreak 7/8
Breakthrough 9/11
Long dist. 1/1

7m penalties 4/5
Fastbreak 1/1
Breakthrough 7/8
Long dist. 1/1

Shooting statistics

Position	Goals	Sav.	Miss.	Post	Bik.	Total	%
Back (9m)	2	3	1	1	1	8	25
Line (6m)	10	1	3	0	0	15	67
Wing	1	2	0	0	0	3	33
7m penalties	5	0	0	0	0	5	100
Fastbreak	7	0	1	0	0	8	88
Breakthrough	9	0	2	0	0	11	82
Total	34	6	7	1	1	50	68

Jersey number Tot. Total shooting 6m 6m (line) shooting 9m 9m shooting Wng. Wing shooting FB Fastbreak sh. 7m 7m penalty sh.
Brk. Breakthrough sh. LD Long distance sh. As. Assists PC Pass clear chance E7 Earned 7m pen. TF Technical faults St. Steals
2m 2m punishments C7. Committed 7m E2 Earned 2m pun. YC. Yellow cards R/B Red/Blue cards Blk. Blocks S Starting Line-up



2019 IHF Men's Youth (U19) World Championship
North Macedonia (Skopje)
 Group A



Match Team Statistics
 Match No. 2

Spain 36 - 21 Saudi Arabia
 (15 - 10) (21 - 11)

6.8.2019. 12:30
 Attendance: 100
 SC Jane Sandanski

Referees: Raymel Reyes (CUB) / Alexys Zuniga (CUB)

Saudi Arabia

#	Surname and name	S	Goals / shots									Attack					Def.			Penalties			TP						
			Tot.	%	9m	6m	Wing	7m	FB	Brk.	LD	As.	PC	E7	E2	TF	St.	C7	Blk	YC	2m	R		B					
3	HUSSAIN KHADIMI Sajad																												
9	OSSAMA ALSHUWAIKHAT Sajad		2/2	100		1/1																						3:12	
10	HADI ALMAJRASHI Bandar	S	1/3	33	1/3										1												1	53:36	
11	HASSAN ALOBAIDI Mohammed																												
16	ALMOHAMMED Hassan	S																										51:04	
21	MOHAMMED ALJUDAIEE Ibrahim																											8:56	
22	HASSAN ALABED Muhhannad		3/4	75		3/4																						29:13	
24	NAFAA ALMUHAMMAD Hassan																												
37	AHMED ALQASIR Murtada	S	0/1	0			0/1																					28:49	
45	HASSAN ALBAHAR Mahmoud	S	3/6	50	1/4					2/2																		54:05	
57	MOHAMMED ABOBAID Hamdi		6/10	60	0/2			4/5		2/3					3	2	3											26:02	
76	ABDULLAH ALTURKI Hassan	S	2/3	67	1/1	1/1	0/1								1													60:00	
88	MOHAMMEDALHASSAN Haider	S	3/3	100						2/2	1/1				1	1	1											31:35	
94	NAJI ASHOUR Saleh	S	0/1	0		0/1											1	1										27:54	
97	MOHAMMAD ALYOUSSEF Abdullah		1/1	100						1/1																		6:04	
99	HASSAN ALKHALIF Ayman		0/2	0			0/2									1												39:30	
	Team / bench																												
	UKUPNO		21/36	58	3/10	5/7	0/4	4/5	1/1	7/8	1/1				5	5	5	4	29										

#	Surname and name	Saves / shots								
		Tot.	%	9m	6m	Wing	7m	FB	Brk.	LD
16	ALMOHAMMED Hassan	4/32	13	2/4	1/8	1/2	0/4	0/6	0/8	
21	MOHAMMED ALJUDAIEE Ibrahim	2/9	22	1/1	0/4	1/1	0/1	0/1	0/1	
	TOTAL	6/41	15	3/5	1/12	2/3	0/5	0/7	0/9	0/0

Coach: **Ahmed Nabil Ahmed**

Number of attacks: 70, Efficiency: 30%, Average Duration: 27.4 seconds

Attack by type of defense

	Shots	9m	6m	Wing	TF	E7	E2
On def. 6-0	8/11	2/3	1/1	0/2	13	2	1
On def. 5-1	1/1	0/0	1/1	0/0	0	2	2
On def. 3-2-1	6/17	1/7	3/5	0/2	16	1	1
Fastbreak	1/1				0	0	0

Attack with goalkeeper out

	Attack				Reaction			
	Att.	Eff.	Shots	TF	FB	LD	Tot.	
GK out (7 on 6)	3	33%	1/1	2	1/1	0/0	1/1	
GK out pl. minority	1	0%	0/1	0	0/0	0/0	0/0	
GK in	66	30%	20/34	27	6/7	1/1	7/8	

GK out attack is counted if one part or whole attack was GK out

Attack with player superiority/minority

	Attack				Reaction			
	Att.	Eff.	Shots	TF	FB	LD	Tot.	
Superiority +1	16	50%	8/8	5	2/2	0/0	2/2	
Normal	49	27%	13/25	23	5/6	1/1	6/7	
Minority -1	3	0%	0/1	1	0/0	0/0	0/0	

Player superiority counted at the end of attack (in case it changes during attack)

Defense by type

	Total	9m	6m	Wing	Stl.	C7	2m
Def. 6-0	5/8	2/3	1/3	0/0	2	4	1
Def. 5-1	17/29	0/5	9/12	1/3	0	2	1
Fastbreak	7/8				0	0	0

Defense with opponent goalkeeper out

	Attack				Reaction		
	Att.	Eff.	Shots	TF	FB	LD	Tot.
GK out (7 on 6)	3	33%	1/1	1	0/0	0/0	0/0
GK in	60	50%	30/45	12	1/1	0/0	1/1

Defense with player superiority/minority

	Attack				Reaction		
	Att.	Eff.	Shots	TF	FB	LD	Tot.
Minority -1	2	50%	1/1	1	0/0	0/0	0/0
Normal	52	50%	26/40	10	1/1	0/0	1/1
Superiority +1	12	58%	7/8	1	0/0	1/1	1/1

Jersey number Tot. Total shooting 6m 6m (line) shooting 9m 9m shooting Wng. Wing shooting FB Fastbreak sh. 7m 7m penalty sh.
 Brk. Breakthrough sh. LD Long distance sh. As. Assists PC Pass clear chance E7 Earned 7m pen. TF Technical faults St. Steals
 2m 2m punishments C7. Committed 7m E2 Earned 2m pun. YC. Yellow cards R/B Red/Blue cards Blk. Blocks S Starting Line-up



2019 IHF Men's Youth (U19) World Championship

North Macedonia (Skopje)

Group A



Match Team Statistics

Spain 36 - 21 Saudi Arabia

6.8.2019. 12:30

Match No. 2

(15 - 10) (21 - 11)

Attendance: 100

SC Jane Sandanski

Referees: Raymel Reyes (CUB) / Alexys Zuniga (CUB)

Shot distribution by player

3 S. Hussain Khadimi

9 S. Ossama Alshuwaikhat

1/1		
1/1		

10 B. Hadi Almajrashi

	1/1	

11 M. Hassan Alobaidi

22 M. Hassan Alabed

1/1		2/2

24 H. Nafaa Almuhammad

37 M. Ahmed Alqasir

45 M. Hassan Albahar

	1/1	
		1/1
	1/1	

1 miss.

57 H. Mohammed Aboobaid

1/1		3/3
		2/2

1 post

76 H. Abdullah Alturki

		1/1
1/1		

88 H. Mohammedal Hassan

1/1		1/1
	1/1	

94 S. Naji Ashour

1 miss.

97 A. Mohammad Alyousef

1/1		

99 A. Hassan Alkhalif

1 post

TOTAL

	1/1	1/1
4/4		5/5
3/3	3/3	4/4

2 post 2 miss.

Saves distribution goalkeepers

16 H. Almohammed

0/4	0/1	0/3
0/6		0/3
0/2	0/2	0/7

21 I. Mohammed Aljudaiee

	0/2	
0/1	0/1	0/2
	0/1	

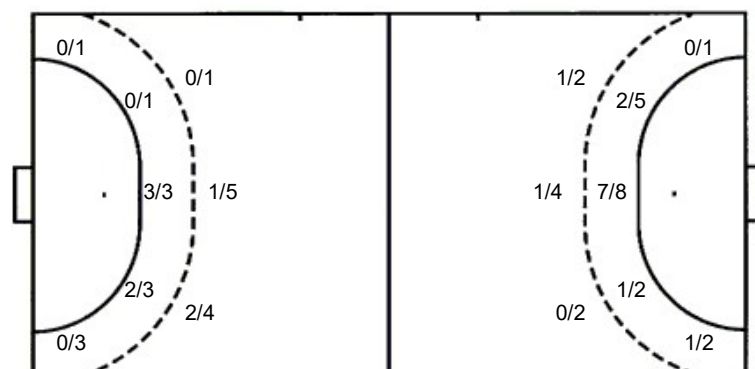
TOTAL

0/4	0/3	0/3
0/7	0/1	0/5
0/2	0/3	0/7

Shots by position

ATTACK

DEFENSE



7m penalties 4/5
Fastbreak 1/1
Breakthrough 7/8
Long dist. 1/1

7m penalties 5/5
Fastbreak 7/8
Breakthrough 9/11
Long dist. 1/1

Shooting statistics

Position	Goals	Sav.	Miss.	Post	Bik.	Total	%
Back (9m)	3	6	1	0	0	10	30
Line (6m)	5	1	1	0	0	7	71
Wing	0	3	0	1	0	4	0
7m penalties	4	0	0	1	0	5	80
Fastbreak	1	0	0	0	0	1	100
Breakthrough	7	1	0	0	0	8	88
Total	20	11	2	2	0	35	57

Jersey number Tot. Total shooting 6m 6m (line) shooting 9m 9m shooting Wng. Wing shooting FB Fastbreak sh. 7m 7m penalty sh.
Brk. Breakthrough sh. LD Long distance sh. As. Assists PC Pass clear chance E7 Earned 7m pen. TF Technical faults St. Steals
2m 2m punishments C7. Committed 7m E2 Earned 2m pun. YC. Yellow cards R/B Red/Blue cards Blk. Blocks S Starting Line-up

