



2022 IHF Men's Super Globe

Saudi Arabia (Dammam)

Final Round, Finals



Match Team Statistics

Match No. 24

SC Magdeburg 41 - 39 FC Barcelona

(21 - 17) (14 - 18) (OT1: 6 - 4)

23.10.2022. 20:30

Attendance: 3120

Dammam Sports Hall

Referees: Vaclav Horacek (CZE) / Jiri Novotny (CZE) / ()

Shot distribution by player

2 L. Meister

3 P. Chrapkowski

4 E. Ruddat

10 G. Kristjansson

		2/2
2/2		2/2

1 post

11 D. Pettersson

1/1	1/1	1/1
1/1	1/1	1/1

14 O. Magnusson

1/1		1/2
2/2	0/1	1/2
0/1	2/2	5/5

1 post

17 T. Hornke

	0/1	
1/1	1/1	1/1

20 P. Weber

	1/2	

1 post 1 miss. 1 block

22 L. Mertens

	0/1	1/1
		1/1
1/1	1/1	2/2

23 M. Saugstrup

1/1		1/2
		0/1
1/1		2/3

24 C. O'Sullivan

1/1		
		1/1

25 M. Bezjak

31 K. Smits

34 M. Damgaard

0/2	0/1	

TOTAL

3/3	2/5	6/8
3/3	0/1	2/4
6/9	5/6	14/15

3 post 1 miss. 1 block

Saves distribution goalkeepers

1 M. Jensen

		0/1
0/1	0/1	0/1

80 N. Portner

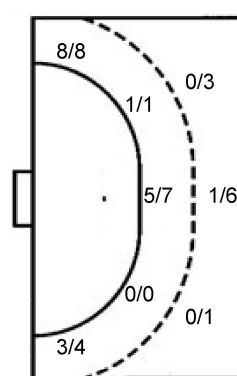
0/3	3/4	1/6
4/5		5/5
0/8	0/5	2/13

TOTAL

0/3	3/4	1/6
4/5		5/6
0/9	0/6	2/14

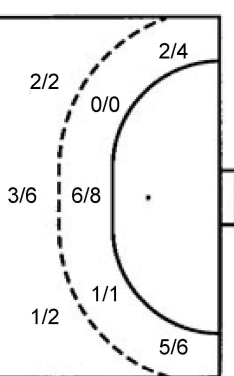
Shots by position

ATTACK



7m penalties 7/7
Fastbreak 6/8
Breakthrough 10/14
Long dist. 0/0

DEFENSE



7m penalties 9/13
Fastbreak 4/6
Breakthrough 6/11
Long dist. 0/0

Shooting statistics

Position	Goals	Sav.	Miss.	Post	Blk.	Total	%
Back (9m)	1	6	0	2	1	10	10
Line (6m)	6	2	0	0	0	8	75
Wing	11	1	0	0	0	12	92
7m penalties	7	0	0	0	0	7	100
Fastbreak	6	2	0	0	0	8	75
Breakthrough	10	2	1	1	0	14	71
Total	41	13	1	3	1	59	69

Jersey number Tot. Total shooting 6m 6m (line) shooting 9m 9m shooting Wng Wing shooting FB Fastbreak sh. 7m 7m penalty sh.
Brk. Breakthrough sh. LD Long distance sh. As. Assists PC Pass clear chance E7 Earned 7m pen. TF Technical faults St. Steals
2m 2m punishments C7. Committed 7m E2 Earned 2m pun. YC. Yellow cards R/B Red/Blue cards Blk. Blocks S Starting Line-up

Handball statistics and livescore by Toma-soft ltd (www.toma-soft.hr)



2022 IHF Men's Super Globe
Saudi Arabia (Dammam)
 Final Round, Finals



Match Team Statistics

Match No. 24

SC Magdeburg 41 - 39 FC Barcelona
 (21 - 17) (14 - 18) (OT1: 6 - 4)

23.10.2022. 20:30

Attendance: 3120

Dammam Sports Hall

Referees: Vaclav Horacek (CZE) / Jiri Novotny (CZE) / ()

FC Barcelona

#	Surname and name	S	Goals / shots								Attack					Def.			Penalties				TP				
			Tot.	%	9m	6m	Wing	7m	FB	Brk.	LD	As.	PC	E7	E2	TF	St.	C7	Blk	YC	2m	R		B			
1	PEREZ DE VARGAS MORENO Gonzalo	S																									25:40
9	CARLSBOGARD Karl Jonathan																										5:24
10	MEM Dika Akwa	S	5/6	83	1/1																						57:40
12	NIELSEN Emil																										35:22
13	ARINO BENGOCHEA Aitor	S	2/4	50																							61:53
15	VANNE Olof Hampus		5/7	71																							7:17
18	JANC Blaz		5/6	83	1/1																						47:24
19	N'GUESSAN Timothy Germain Joseph	S	3/6	50	3/5																						55:46
20	GOMEZ ABELLO Aleix	S	10/13	77																							40:29
22	GONCALVES Thiagus Petrus	S																									24:17
25	CINDRIĆ Luka		1/2	50	1/1																						14:51
35	MAKUC Domen																										14:54
37	INOUE LANGARO Haniel Vinicius		1/4	25	0/1																						18:41
66	RICHARDSON Melvyn Michel Pierre		0/2	0	0/1																						11:19
72	FABREGAS Ludovic	S	7/9	78																							61:03
82	DE SOUSA FRADE Luis Diogo																										8:00
Team / bench																											
UKUPNO			39/59	66	6/10	7/9	7/10	9/13	4/6	6/11	0/0	16	8	13	3	10	3	7	1	0	4	0	0				

#	Surname and name	Saves / shots								
		Tot.	%	9m	6m	Wing	7m	FB	Brk.	LD
1	PEREZ DE VARGAS MORENO Gonzalo	5/25	20	1/1	1/4	1/7	0/3	1/5	1/5	
12	NIELSEN Emil	8/27	30	5/6	1/4	0/5	0/4	1/1	1/7	
TOTAL		13/52	25	6/7	2/8	1/12	0/7	3/6	2/12	0/0

Coach: Antonio Carlos Ortega Perez

Number of attacks: 65, Efficiency: 60%, Average Duration: 31.41 seconds

Attack by type of defense

	Shots	9m	6m	Wing	TF	E7	E2
On def. 6-0	26/40	6/10	7/9	7/10	10	13	3
Fastbreak	4/6				0	0	0

Defense by type

	Total	9m	6m	Wing	Stl.	C7	2m
Def. 6-0	17/27	0/5	3/5	8/9	2	3	1
Def. 5-1	4/9	0/4	1/1	2/2	0	4	2
Def. 3-2-1	7/8	1/1	2/2	1/1	1	0	1
Fastbreak	6/8				0	0	0

Attack with superiority / minority / goalkeeper out

	Attack				Reaction		
	Att.	Eff.	Shots	TF	FB	LD	Tot.
7 on 6 (GK out)	1	100%	1/1	0	0/0	0/0	0/0
6 on 6 (GK out)	3	33%	1/3	0	1/1	0/0	1/1
6 on 6	53	57%	30/44	9			
5 on 6	2	100%	2/2	0			
6 on 5	6	83%	5/5	1			

Player superiority / GK out counted at the end of attack (in case it changes during attack)

Defense with superiority / minority / goalkeeper out

	Attack				Reaction		
	Att.	Eff.	Shots	TF	FB	LD	Tot.
6 on 6 (GK out)	3	100%	3/3	0	0/0	0/0	0/0
6 on 5 (GK out)	1	100%	1/1	0	0/0	0/0	0/0
6 on 6	54	54%	29/45	9			
6 on 5	8	88%	7/7	1			
5 on 6	1	100%	1/1	0			

Numbers show attacking numbers of opponent. Lower efficiency of opponent means better defense of this team

Jersey number Tot. Total shooting 6m 6m (line) shooting 9m 9m shooting Wng Wing shooting FB Fastbreak sh. 7m 7m penalty sh.
 Brk. Breakthrough sh. LD Long distance sh. As. Assists PC Pass clear chance E7 Earned 7m pen. TF Technical faults St. Steals
 2m 2m punishments C7. Committed 7m E2 Earned 2m pun. YC. Yellow cards R/B Red/Blue cards Blk. Blocks S Starting Line-up



2022 IHF Men's Super Globe
Saudi Arabia (Dammam)
 Final Round, Finals



Match Team Statistics

Match No. 24

SC Magdeburg 41 - 39 FC Barcelona

(21 - 17) (14 - 18) (OT1: 6 - 4)

23.10.2022. 20:30

Attendance: 3120

Dammam Sports Hall

Referees: Vaclav Horacek (CZE) / Jiri Novotny (CZE) / ()

Shot distribution by player

9 K. Carlsbogard

10 D. Mem

1/1		2/2
		0/1
		2/2

13 A. Arino Bengochea

		0/1
		1/1

1 post 1/1 lob

15 O. Vanne

1/2		1/1
	2/2	1/1

1 post

18 B. Janc

		1/1
		0/1
2/2	1/1	1/1

19 T. N'Guessan

1/1		
0/1		0/1
		2/3

20 A. Gomez Abello

	1/1	1/1
0/1		0/1
4/4	1/1	3/3

1 post

22 T. Goncalves

25 L. Cindric

1/1		0/1

35 D. Makuc

37 H. Inoue Langaro

	0/1	0/1
	1/1	

1 post

66 M. Richardson

0/1		

1 miss.

72 L. Fabregas

1/1	0/2	1/1
2/2	1/1	2/2

82 L. de Sousa Frade

TOTAL

3/3	1/4	5/6
1/5		1/6
9/9	6/6	12/14

4 post 1 miss. 1/1 lob

Saves distribution goalkeepers

1 G. Perez de Vargas Moreno

0/2	2/4	1/5
0/2		1/3
0/2	0/2	1/6

12 E. Nielsen

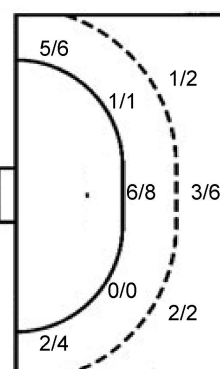
0/1	1/1	1/3
0/1	1/1	1/1
3/7	1/4	0/9

TOTAL

0/3	3/5	2/8
0/3	1/1	2/4
3/9	1/6	1/15

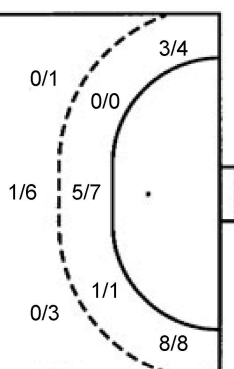
Shots by position

ATTACK



7m penalties 9/13
 Fastbreak 4/6
 Breakthrough 6/11
 Long dist. 0/0

DEFENSE



7m penalties 7/7
 Fastbreak 6/8
 Breakthrough 10/14
 Long dist. 0/0

Shooting statistics

Position	Goals	Sav.	Miss.	Post	Blk.	Total	%
Back (9m)	6	4	0	0	0	10	60
Line (6m)	7	2	0	0	0	9	78
Wing	7	2	0	1	0	10	70
7m penalties	9	2	1	1	0	13	69
Fastbreak	4	1	0	1	0	6	67
Breakthrough	6	4	0	1	0	11	55
Total	39	15	1	4	0	59	66

Jersey number Tot. Total shooting 6m 6m (line) shooting 9m 9m shooting Wng Wing shooting FB Fastbreak sh. 7m 7m penalty sh.
 Brk. Breakthrough sh. LD Long distance sh. As. Assists PC Pass clear chance E7 Earned 7m pen. TF Technical faults St. Steals
 2m 2m punishments C7. Committed 7m E2 Earned 2m pun. YC. Yellow cards R/B Red/Blue cards Blk. Blocks S Starting Line-up

