



2022 IHF Men's Super Globe
Saudi Arabia (Dammam)
 Final Round, Semifinals



Match Team Statistics

Lomza Industria Kielce 28 - 39 FC Barcelona

Match No. 18

(11 - 16) (17 - 23)

22.10.2022. 20:30

Attendance: 700

Dammam Sports Hall

Referees: Matija Gubica (CRO) / Boris Milosevic (CRO) / ()

Lomza Industria Kielce

#	Surname and name	S	Goals / shots								Attack					Def.			Penalties			TP					
			Tot.	%	9m	6m	Wing	7m	FB	Brk.	LD	As.	PC	E7	E2	TF	St.	C7	Blk	YC	2m		R	B			
1	KORNECKI Mateusz					1/1										1											14:01
4	SANCHEZ Miguel		1/1	100		1/1										1											20:22
5	OLEJNICZAK Michal		1/1	100											2		2		1								13:42
6	WIADERNY Szymon	S																									1:42
9	SICKO Szymon		3/6	50	2/5				1/1						1	3			2		1						18:55
10	DUJSHEBAEV Alex	S	3/7	43	0/2				0/1	2/3	1/1				1			2	2	1							38:09
11	TOURNAT Nicolas		5/8	63		5/8									1												30:10
18	KARACIĆ Igor		0/1	0	0/1																						18:57
23	MORYTO Arkadiusz		4/7	57			1/3	1/2	1/1	1/1					1	1			1								44:53
24	DUJSHEBAEV Daniel	S	5/7	71	0/1				1/1						2	2			1		1						42:13
25	THRASTARSON Haukur	S	1/2	50	0/1					1/1					1						1						5:50
29	REMILI Nedim		2/10	20	2/5				0/1						2	2	1		2	1		1		1			42:13
33	WOLFF Adreas	S																									38:52
48	GEBALA Tomasz														1						1		1				25:31
50	KARALEK Artsem	S	2/5	40		2/5													1					1			37:12
99	NAHI Dylan	S	1/1	100					1/1									1	1	1							27:18
	Team / bench																										
	UKUPNO		28/56	50	4/15	8/14	1/3	2/4	3/4	9/15	1/1				13	8	4	3	10	4	3	3	0	2	0	0	

#	Surname and name	Saves / shots								
		Tot.	%	9m	6m	Wing	7m	FB	Brk.	LD
1	KORNECKI Mateusz	6/16	38	3/7	1/2	1/1		1/4	0/2	
33	WOLFF Adreas	10/39	26	3/10	3/8	1/4	1/2	1/3	1/11	0/1
	TOTAL	16/55	29	6/17	4/10	2/5	1/2	2/7	1/13	0/1

Coach: Talant Dujshbaev

Number of attacks: 61, Efficiency: 46%, Average Duration: 28.03 seconds

Attack by type of defense

	Shots	9m	6m	Wing	TF	E7	E2
On def. 6-0	22/47	4/15	8/14	1/3	10	4	3
Fastbreak	3/4				0	0	0

Defense by type

	Total	9m	6m	Wing	Stl.	C7	2m
Def. 6-0	32/49	11/21	6/10	3/5	4	3	2
Fastbreak	5/7				0	0	0

Attack with superiority / minority / goalkeeper out

	Attack				Reaction		
	Att.	Eff.	Shots	TF	FB	LD	Tot.
7 on 5 (GK out)	2	50%	1/2	0	0/0	1/1	1/1
6 on 6 (GK out)	1	100%	1/1	0	0/0	0/0	0/0
6 on 6	50	44%	22/42	8			
6 on 5	6	50%	3/5	1			
5 on 6	2	50%	1/1	1			

Player superiority / GK out counted at the end of attack (in case it changes during attack)

Defense with superiority / minority / goalkeeper out

	Attack				Reaction		
	Att.	Eff.	Shots	TF	FB	LD	Tot.
7 on 6 (GK out)	1	0%	0/0	1	0/0	1/1	1/1
6 on 6 (GK out)	2	0%	0/2	0	0/0	0/0	0/0
6 on 6	49	67%	33/43	6			
5 on 6	4	75%	3/3	1			
6 on 5	4	75%	3/4	0			

Numbers show attacking numbers of opponent. Lower efficiency of opponent means better defense of this team

Jersey number Tot. Total shooting 6m 6m (line) shooting 9m 9m shooting Wng Wing shooting FB Fastbreak sh. 7m 7m penalty sh.
 Brk. Breakthrough sh. LD Long distance sh. As. Assists PC Pass clear chance E7 Earned 7m pen. TF Technical faults St. Steals
 2m 2m punishments C7. Committed 7m E2 Earned 2m pun. YC. Yellow cards R/B Red/Blue cards Blk. Blocks S Starting Line-up



2022 IHF Men's Super Globe
Saudi Arabia (Dammam)
 Final Round, Semifinals



Match Team Statistics
 Match No. 18

Lomza Industria Kielce 28 - 39 FC Barcelona
 (11 - 16) (17 - 23)

22.10.2022. 20:30
 Attendance: 700
 Dammam Sports Hall

Referees: Matija Gubica (CRO) / Boris Milosevic (CRO) / ()

Shot distribution by player

4 M. Sanchez

1/1		

5 M. Olejniczak

1/1		

6 S. Wiaderny

9 S. Sicko

	1/1	1/1
		0/1
0/1		1/1

1 block

10 A. Dujšhebaev

		1/1
		0/1
1/1	1/2	

1 miss. 1 block

11 N. Tourmat

	1/1	
0/1		
3/4		1/1

1 post

18 I. Karačić

	0/1	

23 A. Moryto

1/1		
1/1		0/1
	1/1	1/1

1 post 1 miss.

24 D. Dujšhebaev

2/2		
1/2		
0/1	1/1	1/1

25 H. Thrastarson

0/1		
		1/1

29 N. Remili

		0/1
0/3		
1/1	0/1	1/1

3 miss.

48 T. Gebala

50 A. Karalek

0/1		1/1
1/2	0/1	

99 D. Nahi

1/1		

TOTAL

3/3	2/2	2/3
4/11		1/4
7/11	3/7	6/6

2 post 5 miss. 2 block

Saves distribution goalkeepers

1 M. Kornecki

0/1	0/1	0/1
2/2	1/2	2/4
0/3	1/1	0/1

33 A. Wolff

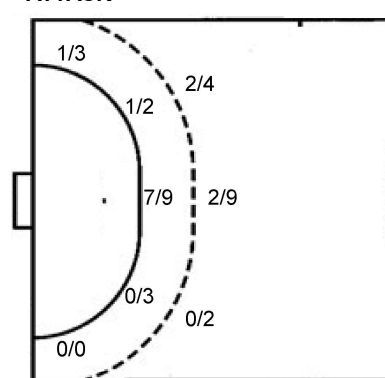
1/5	0/3	1/3
1/5	2/2	4/4
0/8	0/3	1/6

TOTAL

1/6	0/4	1/4
3/7	3/4	6/8
0/11	1/4	1/7

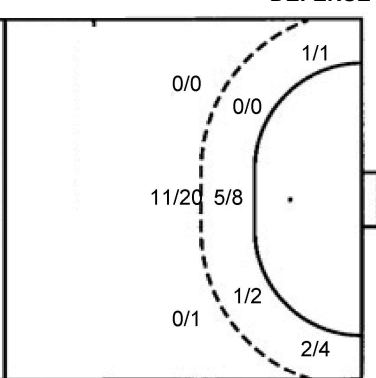
Shots by position

ATTACK



7m penalties 2/4
 Fastbreak 3/4
 Breakthrough 9/15
 Long dist. 1/1

DEFENSE



7m penalties 1/2
 Fastbreak 5/7
 Breakthrough 12/13
 Long dist. 1/1

Shooting statistics

Position	Goals	Sav.	Miss.	Post	Blk.	Total	%
Back (9m)	4	6	3	0	2	15	27
Line (6m)	8	5	0	1	0	14	57
Wing	1	1	0	1	0	3	33
7m penalties	2	0	2	0	0	4	50
Fastbreak	3	1	0	0	0	4	75
Breakthrough	9	6	0	0	0	15	60
Total	27	19	5	2	2	55	49

Jersey number Tot. Total shooting 6m 6m (line) shooting 9m 9m shooting Wng Wing shooting FB Fastbreak sh. 7m 7m penalty sh.
 Brk. Breakthrough sh. LD Long distance sh. As. Assists PC Pass clear chance E7 Earned 7m pen. TF Technical faults St. Steals
 2m 2m punishments C7. Committed 7m E2 Earned 2m pun. YC. Yellow cards R/B Red/Blue cards Blk. Blocks S Starting Line-up



2022 IHF Men's Super Globe
Saudi Arabia (Dammam)
 Final Round, Semifinals



Match Team Statistics

Lomza Industria Kielce 28 - 39 FC Barcelona

22.10.2022. 20:30

Match No. 18

(11 - 16) (17 - 23)

Attendance: 700

Dammam Sports Hall

Referees: Matija Gubica (CRO) / Boris Milosevic (CRO) / ()

FC Barcelona

#	Surname and name	S	Goals / shots								Attack				Def.			Penalties				TP		
			Tot.	%	9m	6m	Wing	7m	FB	Brk.	LD	As.	PC	E7	E2	TF	St.	C7	Blk	YC	2m		R	B
1	PEREZ DE VARGAS MORENO Gonzalo	S										1												49:45
9	CARLSBOGARD Karl Jonathan	S	0/2	0	0/2							1												22:37
10	MEM Dika Akwa	S	4/6	67	4/6							2	1		1	1	2							40:41
12	NIELSEN Emil																							9:28
13	ARINO BENGOCHEA Aitor	S	3/3	100			1/1		1/1	1/1						1	1					2		40:11
15	VANNE Olof Hampus	S																						14:27
18	JANC Blaz		4/4	100		1/1	2/2		1/1			1			1		1	1				1		35:37
19	N'GUESSAN Timothy Germain Joseph	S	5/8	63	3/5					2/3		1	1			2	1							35:11
20	GOMEZ ABELLO Aleix		0/4	0			0/2	0/1	0/1			1												22:46
22	GONCALVES Thiagus Petrus	S															1							26:47
25	CINDRIĆ Luka		6/8	75	1/2	0/1				5/5		1	1		1							1		21:35
35	MAKUC Domen		4/5	80	2/3					2/2		1	2		1									15:06
37	INOUE LANGARO Haniel Vinicius		0/1	0	0/1										1									3:10
66	RICHARDSON Melvyn Michel Pierre		5/6	83	1/2			1/1	1/1	2/2		1	1		1	1								20:37
72	FABREGAS Ludovic		5/7	71		3/5			1/1						1									38:34
82	DE SOUSA FRADE Luis Diogo		3/5	60		2/3			1/2						1	1								23:28
	Team / bench																					1		
	UKUPNO		39/59	66	11/21	6/10	3/5	1/2	5/7	12/13	1/1	10	6	2	2	8	4	3	2	1	4	0	0	

#	Surname and name	Saves / shots								
		Tot.	%	9m	6m	Wing	7m	FB	Brk.	LD
1	PEREZ DE VARGAS MORENO Gonzalo	18/38	47	6/10	5/10	1/2	0/1	1/3	5/12	
12	NIELSEN Emil	1/8	13		0/3		0/1	0/1	1/3	
	TOTAL	19/46	41	6/10	5/13	1/2	0/2	3/4	6/15	0/0

Coach: Antonio Carlos Ortega Perez

Number of attacks: 60, Efficiency: 65%, Average Duration: 31.30 seconds

Attack by type of defense

	Shots	9m	6m	Wing	TF	E7	E2
On def. 6-0	32/49	11/21	6/10	3/5	8	2	2
Fastbreak	5/7				0	0	0

Defense by type

	Total	9m	6m	Wing	Stl.	C7	2m
Def. 6-0	22/47	4/15	8/14	1/3	4	3	4
Fastbreak	3/4				0	0	0

Attack with superiority / minority / goalkeeper out

	Attack				Reaction		
	Att.	Eff.	Shots	TF	FB	LD	Tot.
7 on 6 (GK out)	1	0%	0/0	1	0/0	1/1	1/1
6 on 6 (GK out)	2	0%	0/2	0	0/0	0/0	0/0
6 on 6	49	67%	33/43	6			
5 on 6	4	75%	3/3	1			
6 on 5	4	75%	3/4	0			

Player superiority / GK out counted at the end of attack (in case it changes during attack)

Defense with superiority / minority / goalkeeper out

	Attack				Reaction		
	Att.	Eff.	Shots	TF	FB	LD	Tot.
7 on 5 (GK out)	2	50%	1/2	0	0/0	1/1	1/1
6 on 6 (GK out)	1	100%	1/1	0	0/0	0/0	0/0
6 on 6	50	44%	22/42	8			
6 on 5	6	50%	3/5	1			
5 on 6	2	50%	1/1	1			

Numbers show attacking numbers of opponent. Lower efficiency of opponent means better defense of this team

Jersey number Tot. Total shooting 6m 6m (line) shooting 9m 9m shooting Wng Wing shooting FB Fastbreak sh. 7m 7m penalty sh.
 Brk. Breakthrough sh. LD Long distance sh. As. Assists PC Pass clear chance E7 Earned 7m pen. TF Technical faults St. Steals
 2m 2m punishments C7. Committed 7m E2 Earned 2m pun. YC. Yellow cards R/B Red/Blue cards Blk. Blocks S Starting Line-up



2022 IHF Men's Super Globe

Saudi Arabia (Dammam)

Final Round, Semifinals



Match Team Statistics

Lomza Industria Kielce 28 - 39 FC Barcelona

Match No. 18

(11 - 16) (17 - 23)

22.10.2022. 20:30

Attendance: 700

Dammam Sports Hall

Referees: Matija Gubica (CRO) / Boris Milosevic (CRO) / ()

Shot distribution by player

9 K. Carlsbogard

0/1		
0/1		

10 D. Mem

2/2		
1/1		0/1
	1/1	

1 block

13 A. Arino Bengochea

1/1		
		2/2

15 O. Vanne

18 B. Janc

		1/1
1/1		1/1
1/1		

19 T. N'Guessan

		1/1
	0/1	
2/2		2/3

1 block

20 A. Gomez Abello

		0/1
0/2		0/1

22 T. Goncalves

25 L. Cindric

2/2	1/1	
1/1		0/1
1/1		1/1

1 block

35 D. Makuc

	1/1	1/1
	1/1	
1/1		

1 post

37 H. Inoue Langaro

		0/1

66 M. Richardson

	1/1	
0/1		1/1
2/2	1/1	

72 L. Fabregas

0/1		
	0/1	
4/4	1/1	

82 L. de Sousa Frade

1/1	1/1	
		0/2
		1/1

TOTAL

5/6	4/4	3/4
4/7	1/4	2/8
11/11	3/4	6/7

1 post 3 block

Saves distribution goalkeepers

1 G. Perez de Vargas Moreno

0/2	0/2	1/3
6/8		3/4
4/10	4/7	0/3

12 E. Nielsen

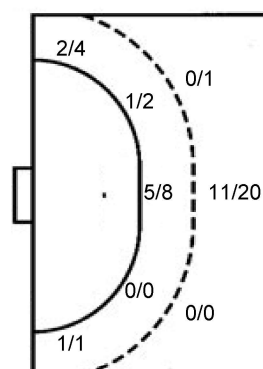
0/1		
1/3		
0/1		0/3

TOTAL

0/3	0/2	1/3
7/11		3/4
4/11	4/7	0/6

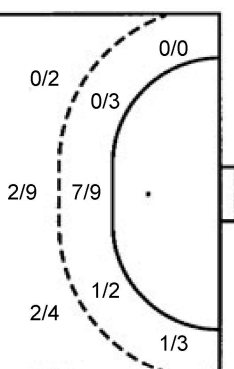
Shots by position

ATTACK



7m penalties	1/2
Fastbreak	5/7
Breakthrough	12/13
Long dist.	1/1

DEFENSE



7m penalties	2/4
Fastbreak	3/4
Breakthrough	9/15
Long dist.	1/1

Shooting statistics

Position	Goals	Sav.	Miss.	Post	Blk.	Total	%
Back (9m)	11	6	0	1	3	21	52
Line (6m)	6	4	0	0	0	10	60
Wing	3	2	0	0	0	5	60
7m penalties	1	1	0	0	0	2	50
Fastbreak	5	2	0	0	0	7	71
Breakthrough	12	1	0	0	0	13	92
Total	38	16	0	1	3	58	66

Jersey number Tot. Total shooting 6m 6m (line) shooting 9m 9m shooting Wng Wing shooting FB Fastbreak sh. 7m 7m penalty sh.
 Brk. Breakthrough sh. LD Long distance sh. As. Assists PC Pass clear chance E7 Earned 7m pen. TF Technical faults St. Steals
 2m 2m punishments C7. Committed 7m E2 Earned 2m pun. YC. Yellow cards R/B Red/Blue cards Blk. Blocks S Starting Line-up

Handball statistics and livescore by Toma-soft ltd (www.toma-soft.hr)



2022 IHF Men's Super Globe

Saudi Arabia (Dammam)

Final Round, Semifinals



Match Team Statistics

Match No. 18

Lomza Industria Kielce 28 - 39 FC Barcelona

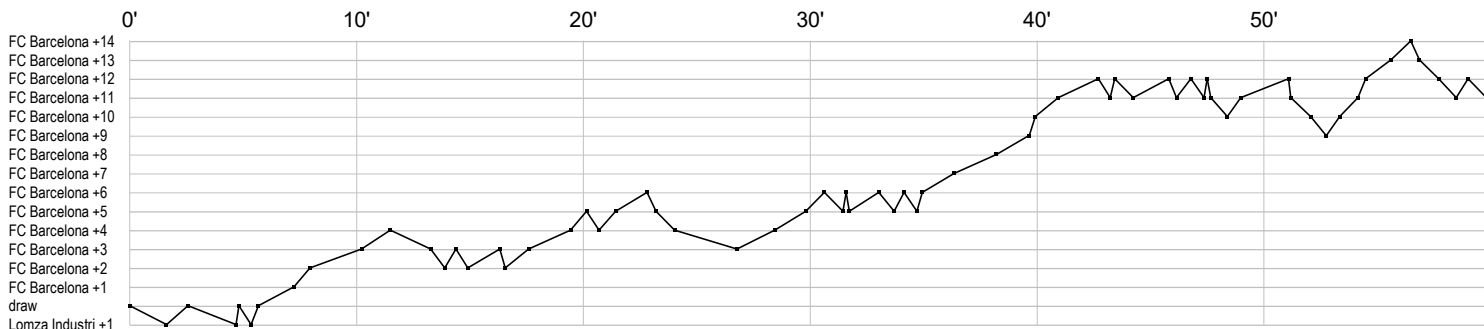
(11 - 16) (17 - 23)

22.10.2022. 20:30

Attendance: 700

Dammam Sports Hall

Referees: Matija Gubica (CRO) / Boris Milosevic (CRO) / ()



Lomza Industria Kielce

1	Kornecki M																r	r	s	r	ss	r	s	r	r	r	r	r	s	s	r							
4	Sanchez M																																a			g		
5	Olejniczak M																	e	a	g				a								t		e				
6	Wiaderny S																																					
9	Sicko S	f	f	tp	g	a							fg	g		p	t		c																p			
10	Dujshbaev A									f	i	g	g	bti	f	f															g	f	t		a			
11	Tourmat N		f	f		g									a														f		g	g			g	g		
18	Karačić I																																					
23	Moryto A	g		p		g								f		a	f	t														g	g	f				
24	Dujshbaev D				f	a	g	f							b	p	p	x												g	g			a	g	g		
25	Thrastarson H				a				f	g	c																											
29	Remili N	f	p	ge	t	f		x	a	a					f			g2									f	f	f		f				b	p	t	f
33	Wolff A	r	sr	r	r	r	s	r	s	r	s	r	r	r	r	r	s			r	r	r	s	r	r	r	sr	r	rr	r	sr	r						
48	Gebala T	xa																		b																		
50	Karalek A	f	f			f			c								g			g							t		2									
99	Nahi D																																					

FC Barcelona

1	Perez de	ssr	ss	r	r	s	s	ss	ss	r	r	r	sr	s	sr	s	r	r	r	r	s	s	rr	r	r	a	s	s			r	r	r	rr	r					
9	Carlsbogard K																										a					f				f				
10	Mem D		f	g	g	b	a								b	t	f									g	i	p	a			g								
12	Nielsen E																																r	r	r	s	r	r	r	
13	Arino			c	b		g									2	2																							
15	Vanne O																																							
18	Janc B													g		a		x	i	c2					g				g											
19	N'Guessan T	f	t			f		t	g	f										g		g	g	a	g	p											c			
20	Gomez Abello			a			f	f	f																												f			
22	Goncalves T																							x																
25	Cindrić L		g						g	f	p	2													t				g				g		a	g		f		
35	Makuc D													p		g																			g	pf	g	a		g
37	Inoue																																tf							
66	Richardson M																	a	g										g	g	f			t		g	bg	p		
72	Fabregas L		g				e	g		g	g																f	f	g											
82	de Sousa												e																	g	t			f	f	gg				

In game	g Goal scored	f Missed shot	a Assist	t Technical faults	b Steal
2 2min suspension	e Eearned 7m	c Committed 7m	y Yellow card	r Red Card	k Blue card
i Eearned 2min.	x Block	4 4min suspension	p Pass for clear chance	s Saved shot	r Received goal