



2022 IHF Men's Super Globe
Saudi Arabia (Dammam)
 Final Round, Semifinals



Match Team Statistics

Match No. 17

SC Magdeburg 36 - 28 Al Ahly
 (18 - 17) (18 - 11)

22.10.2022. 18:00

Attendance: 3000

Dammam Sports Hall

Referees: Bojan Lah (SLO) / David Sok (SLO) / ()

Shot distribution by player

2 L. Meister

1/1		
		0/1
		1/1

3 P. Chrapkowski

4 E. Ruddat

10 G. Kristjansson

1/1		0/1

11 D. Pettersson

		1/1
	0/1	

14 O. Magnusson

1/1	1/1	
1/1		
2/2	2/2	1/1

17 T. Hornke

		2/2
1/1	0/1	2/2

1 miss.

20 P. Weber

		1/1
		0/2
1/1		1/1

1 block

22 L. Mertens

1/1		
1/1		2/2

23 M. Saugstrup

		1/1
	0/1	
1/1	1/1	2/2

2 post

24 C. O'Sullivan

1/1		
		1/1
		1/1

1 miss.

25 M. Bezjak

		0/1

31 K. Smits

1/1		
		1/1
1/1		1/1

34 M. Damgaard

TOTAL

5/5	1/1	4/4
2/2	0/1	3/8
7/7	3/5	11/11

2 post 2 miss. 1 block

Saves distribution goalkeepers

1 M. Jensen

0/1	1/1	
3/5	1/1	2/3
0/4	0/1	0/4

80 N. Portner

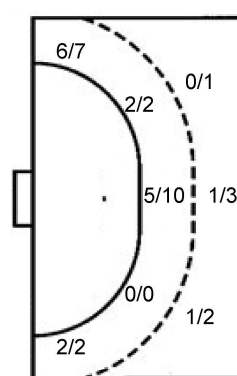
0/1	0/1	
1/2		1/2
0/5	0/1	0/5

TOTAL

0/2	1/2	
4/7	1/1	3/5
0/9	0/2	0/9

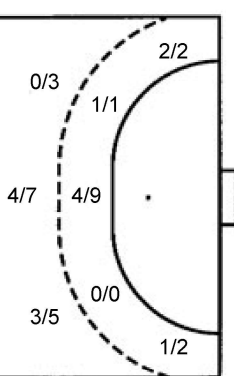
Shots by position

ATTACK



7m penalties 3/3
 Fastbreak 3/4
 Breakthrough 12/14
 Long dist. 1/1

DEFENSE



7m penalties 3/3
 Fastbreak 0/0
 Breakthrough 10/11
 Long dist. 0/0

Shooting statistics

Position	Goals	Sav.	Miss.	Post	Blk.	Total	%
Back (9m)	2	2	1	0	1	6	33
Line (6m)	7	3	0	2	0	12	58
Wing	8	1	0	0	0	9	89
7m penalties	3	0	0	0	0	3	100
Fastbreak	3	1	0	0	0	4	75
Breakthrough	12	1	1	0	0	14	86
Total	35	8	2	2	1	48	73

Jersey number Tot. Total shooting 6m 6m (line) shooting 9m 9m shooting Wng Wing shooting FB Fastbreak sh. 7m 7m penalty sh.
 Brk. Breakthrough sh. LD Long distance sh. As. Assists PC Pass clear chance E7 Earned 7m pen. TF Technical faults St. Steals
 2m 2m punishments C7. Committed 7m E2 Earned 2m pun. YC. Yellow cards R/B Red/Blue cards Blk. Blocks S Starting Line-up



2022 IHF Men's Super Globe
Saudi Arabia (Dammam)
 Final Round, Semifinals



Match Team Statistics

Match No. 17

SC Magdeburg 36 - 28 Al Ahly
 (18 - 17) (18 - 11)

22.10.2022. 18:00

Attendance: 3000

Dammam Sports Hall

Referees: Bojan Lah (SLO) / David Sok (SLO) / ()

Al Ahly

#	Surname and name	S	Goals / shots								Attack					Def.			Penalties			TP					
			Tot.	%	9m	6m	Wing	7m	FB	Brk.	LD	As.	PC	E7	E2	TF	St.	C7	Blk	YC	2m		R	B			
1	HOMAYED Abdelrahman	S																							36:19		
4	AHMED Rady																								5:53		
5	MAHMOUD Mohsen	S	7/10	70	4/6											1	3	1							49:08		
7	KHALIL Mostafa	S	1/2	50	1/2													1	1						30:21		
8	MOHAMED Shebab Ahmed		2/2	100												2	1		1						12:43		
9	EISSA Eslam	S	5/5	100	1/1	1/1											1			2	1			1	25:11		
10	ABDOU Abd Elrahman		2/6	33	1/5												1	1	2		2			1	31:55		
11	ASHOUR Abdelaziz	S	2/2	100				2/2																	26:59		
16	SAYED Abd Elrahman																								18:03		
17	NASR ALLAH Ahmed															3	4			6				1	39:09		
19	ALI DAHROUG Omar	S	2/3	67			0/1	2/2																	35:09		
24	EL MASRY Ibrahim		1/1	100		1/1																	1		29:39		
49	NANTES Raul		1/2	50	0/1																				6:04		
72	ABDELWAHED Yasser		2/5	40		2/5																			30:16		
80	MESILHY Ahmed	S	1/3	33		1/3																	1		22:07		
98	HASSAN Omar Khaled		2/2	100			1/1	1/1															1		21:04		
	Team / bench																										
	UKUPNO		28/43	65	7/15	5/10	3/4	3/3	0/0	10/11	0/0					8	5	3	2	15	4	3	1	0	2	1	0

#	Surname and name	Saves / shots								
		Tot.	%	9m	6m	Wing	7m	FB	Brk.	LD
1	HOMAYED Abdelrahman	5/30	17	2/4	1/7	1/7	0/2	1/3	0/7	
16	SAYED Abd Elrahman	3/13	23		2/3	0/2	0/1	0/1	1/6	
	TOTAL	8/43	19	2/4	3/10	1/9	0/3	1/4	1/13	0/0

Coach: Ahmed Abouelela

Number of attacks: 57, Efficiency: 49%, Average Duration: 35.89 seconds

Attack by type of defense

	Shots	9m	6m	Wing	TF	E7	E2
On def. 6-0	14/17	4/6	3/4	2/2	8	3	1
On def. 5-1	0/1	0/0	0/0	0/0	1	0	0
On def. 3-2-1	11/22	3/9	2/6	1/2	6	0	1
Fastbreak	0/0				0	0	0

Defense by type

	Total	9m	6m	Wing	Stl.	C7	2m
Def. 6-0	29/41	2/6	7/12	8/9	4	3	2
Fastbreak	3/4				0	0	0

Attack with superiority / minority / goalkeeper out

	Attack				Reaction		
	Att.	Eff.	Shots	TF	FB	LD	Tot.
6 on 6 (GK out)	4	50%	2/2	2	0/0	1/1	1/1
6 on 6	48	48%	23/36	12			
6 on 5	5	60%	3/4	1			

Player superiority / GK out counted at the end of attack (in case it changes during attack)

Defense with superiority / minority / goalkeeper out

	Attack				Reaction		
	Att.	Eff.	Shots	TF	FB	LD	Tot.
6 on 6 (GK out)	3	67%	2/2	1	0/0	0/0	0/0
6 on 6	46	59%	27/38	8			
6 on 5	6	100%	6/6	0			
5 on 6	1	100%	1/1	0			

Numbers show attacking numbers of opponent. Lower efficiency of opponent means better defense of this team

Jersey number Tot. Total shooting 6m 6m (line) shooting 9m 9m shooting Wng Wing shooting FB Fastbreak sh. 7m 7m penalty sh.
 Brk. Breakthrough sh. LD Long distance sh. As. Assists PC Pass clear chance E7 Earned 7m pen. TF Technical faults St. Steals
 2m 2m punishments C7. Committed 7m E2 Earned 2m pun. YC. Yellow cards R/B Red/Blue cards Blk. Blocks S Starting Line-up



2022 IHF Men's Super Globe
Saudi Arabia (Dammam)
 Final Round, Semifinals



Match Team Statistics

Match No. 17

SC Magdeburg 36 - 28 Al Ahly
 (18 - 17) (18 - 11)

22.10.2022. 18:00
 Attendance: 3000
 Dammam Sports Hall

Referees: Bojan Lah (SLO) / David Sok (SLO) / ()

Shot distribution by player

4 R. Ahmed [] [] [] [] [] [] [] [] []	5 M. Mahmoud [] [] [] 1/1 [] 0/2 4/4 1/1 1/1 1 block	7 M. Khalil 1/1 [] [] 0/1 [] [] [] [] []	8 S. Mohamed [] [] [] [] [] [] 2/2 [] []	9 E. Eissa [] [] [] 1/1 [] [] 2/2 [] 2/2	10 A. Abdou [] [] [] 0/1 [] 1/2 [] [] 1/1 1 miss. 1 block	11 A. Ashour [] [] [] [] [] [] [] [] 1/1
17 A. Nasr Allah [] [] [] [] [] [] [] [] []	19 O. Ali Dahroug [] 1/1 [] [] [] [] 1/1 [] [] 1 post	24 I. El Masry [] [] [] 1/1 [] [] [] [] []	49 R. Nantes [] [] [] [] [] [] [] [] 1/1 1 miss.	72 Y. Abdelwahed 1/1 0/1 [] 0/1 [] [] [] [] 1/1 1 miss.	80 A. Mesilhy [] [] [] 0/1 0/1 [] [] [] 1/1	98 O. Hassan [] [] [] [] [] [] [] 1/1 1/1

TOTAL

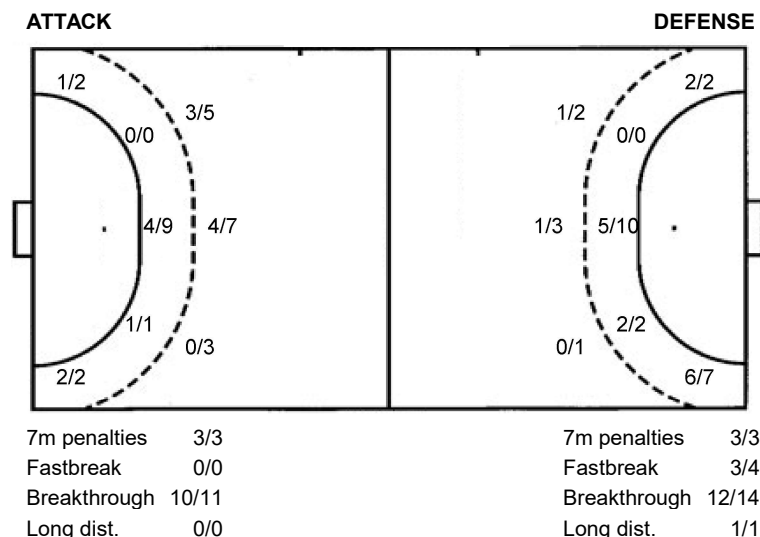
2/2	1/2	
3/7	0/1	2/5
9/9	2/2	9/9

1 post 3 miss. 2 block

Saves distribution goalkeepers

1 A. Homayed 0/1 0/1 0/4 0/1 1/1 3/4 0/6 1/4 0/9	16 A. Sayed 0/4 [] [] 0/1 [] 2/4 0/1 1/1 0/2	TOTAL 0/5 0/1 0/4 0/2 1/1 5/8 0/7 2/5 0/11
--	---	--

Shots by position



Shooting statistics

Position	Goals	Sav.	Miss.	Post	Blk.	Total	%
Back (9m)	7	4	2	0	2	15	47
Line (6m)	5	4	1	0	0	10	50
Wing	3	0	0	1	0	4	75
7m penalties	3	0	0	0	0	3	100
Fastbreak	0	0	0	0	0	0	0
Breakthrough	10	1	0	0	0	11	91
Total	28	9	3	1	2	43	65

Jersey number Tot. Total shooting 6m 6m (line) shooting 9m 9m shooting Wng Wing shooting FB Fastbreak sh. 7m 7m penalty sh.
 Brk. Breakthrough sh. LD Long distance sh. As. Assists PC Pass clear chance E7 Earned 7m pen. TF Technical faults St. Steals
 2m 2m punishments C7. Committed 7m E2 Earned 2m pun. YC. Yellow cards R/B Red/Blue cards Blk. Blocks S Starting Line-up

