



2022 IHF Men's Super Globe

Saudi Arabia (Dammam)

Final Round, 5-8. place



Match Team Statistics

Match No. 16

HC Taubate 33 - 35 Esperance de Tunisi

(14 - 18) (17 - 13) (SO: 2 - 4)

22.10.2022. 15:30

Attendance: 400

Dammam Sports Hall

Referees: Arthur Brunner (SUI) / Morad Salah (SUI) / ()

HC Taubate

#	Surname and name	S	Goals / shots								Attack				Def.			Penalties			TP					
			Tot.	%	9m	6m	Wing	7m	FB	Brk.	LD	As.	PC	E7	E2	TF	St.	C7	Blk	YC		2m	R	B		
1	DOS SANTOS Maik Ferreira																									36:27
3	JUNIOR Ronaldo Catarino		2/4	50			1/1	0/2				1/1														13:24
5	BERTOLDO Vinicius de Castro		2/3	67	1/2							1/1														8:30
6	MONTE DA SILVA Leandro Alves	S	3/4	75	1/2							2/2				1	3									23:47
7	FILHO Matheus Perrella		3/6	50	2/3							1/3					3									10:49
8	SABOIA DA SILVA Luis Andre	S															1									17:57
11	DE ANDRADE Cleber Antonio	S	1/4	25			1/3		0/1														1			50:45
12	VAZ GUIMARES Fabio Sozzi	S																								22:29
14	SILVA SANTOS Washington Luiz	S	2/2	100			1/1	1/1																		38:57
15	RODRIGUES DE MATOS SANTOS Joao Felipe		4/5	80			1/1	2/3	1/1																	28:11
19	LOPES CANDIDO Mikael	S																								1:26
21	BRAZ Felipe																									14:06
25	TEIXEIRA Vinicius Santos	S	4/6	67		4/5			0/1					1	1	1	1		1							52:03
30	RODRIGUES DE MATOS SANTOS Joao Henrique		4/7	57	2/4			0/1		1/1	1/1	1	1			3	1	1						1		33:49
33	ANDRADE DA SILVA Gustavo de		6/7	86	1/1				1/1	4/5		1		2	2	2	2		1					1		29:38
77	TELES MOTA Pedro Augusto		2/2	100	2/2							1				3										37:42
	Team / bench																									
	UKUPNO		33/50	66	9/14	4/5	4/6	3/7	2/3	10/14	1/1	7	1	3	4	17	2	2	1	0	3	0	0			

#	Surname and name	Saves / shots								
		Tot.	%	9m	6m	Wing	7m	FB	Brk.	LD
1	DOS SANTOS Maik Ferreira	14/34	41	7/13	2/4	1/3	0/3	3/6	1/5	
12	VAZ GUIMARES Fabio Sozzi	4/19	21	2/4	1/2	0/1	0/2	0/7	1/3	
	TOTAL	18/53	34	9/17	3/6	1/4	0/5	3/13	2/8	0/0

Coach: Marcus Ricardo de Oliveira

Number of attacks: 64, Efficiency: 52%, Average Duration: 31.85 seconds

Attack by type of defense

	Shots	9m	6m	Wing	TF	E7	E2
On def. 6-0	27/39	9/14	4/5	4/6	17	3	4
Fastbreak	2/3				0	0	0

Defense by type

	Total	9m	6m	Wing	Stl.	C7	2m
Def. 6-0	4/7	2/4	1/2	0/0	0	1	0
Def. 5-1	15/30	6/16	2/4	3/4	2	1	3
Def. 3-3	1/2	0/1	0/0	0/0	0	0	0
Fastbreak	10/13				0	0	0

Attack with superiority / minority / goalkeeper out

	Attack				Reaction		
	Att.	Eff.	Shots	TF	FB	LD	Tot.
6 on 6	50	46%	23/36	14			
6 on 5	10	60%	6/7	3			
5 on 6	4	100%	4/4	0			

Player superiority / GK out counted at the end of attack (in case it changes during attack)

Defense with superiority / minority / goalkeeper out

	Attack				Reaction		
	Att.	Eff.	Shots	TF	FB	LD	Tot.
6 on 6 (GK out)	1	0%	0/0	1	0/0	1/1	1/1
6 on 6	52	56%	29/44	8			
5 on 6	6	50%	3/4	2			
6 on 5	5	60%	3/5	0			

Numbers show attacking numbers of opponent. Lower efficiency of opponent means better defense of this team

Jersey number Tot. Total shooting 6m 6m (line) shooting 9m 9m shooting Wng Wing shooting FB Fastbreak sh. 7m 7m penalty sh.
 Brk. Breakthrough sh. LD Long distance sh. As. Assists PC Pass clear chance E7 Earned 7m pen. TF Technical faults St. Steals
 2m 2m punishments C7. Committed 7m E2 Earned 2m pun. YC. Yellow cards R/B Red/Blue cards Blk. Blocks S Starting Line-up

Handball statistics and livescore by Toma-soft ltd (www.toma-soft.hr)



2022 IHF Men's Super Globe

Saudi Arabia (Dammam)

Final Round, 5-8. place



Match Team Statistics

Match No. 16

HC Taubate 33 - 35 Esperance de Tuni

(14 - 18) (17 - 13) (SO: 2 - 4)

22.10.2022. 15:30

Attendance: 400

Dammam Sports Hall

Referees: Arthur Brunner (SUI) / Morad Salah (SUI) / ()

Shot distribution by player

3 R. Junior 0/1 0/1 1/1 1/1 lob	5 V. Bertoldo 1/2 1/1	6 L. Monte da Silva 1/1 1/1 1/2	7 M. Filho 1/1 1/3 1/2	8 L. Saboia da Silva	11 C. de Andrade 1/1 0/1 2 post	14 W. Silva Santos 2/2
15 J. Rodrigues de Matos Santos 0/1 2/2 2/2	19 M. Lopes Candido	21 F. Braz	25 V. Teixeira 1/2 1/2 1/1 1/1 lob	30 J. Rodrigues de Matos Santos 1/1 1/1 0/1 1/1 1/1 1/1 1 miss. 1 block	33 G. Andrade da Silva 0/1 1/1 1/1 3/3 1/1	77 P. Teles Mota 1/1 1/1

TOTAL

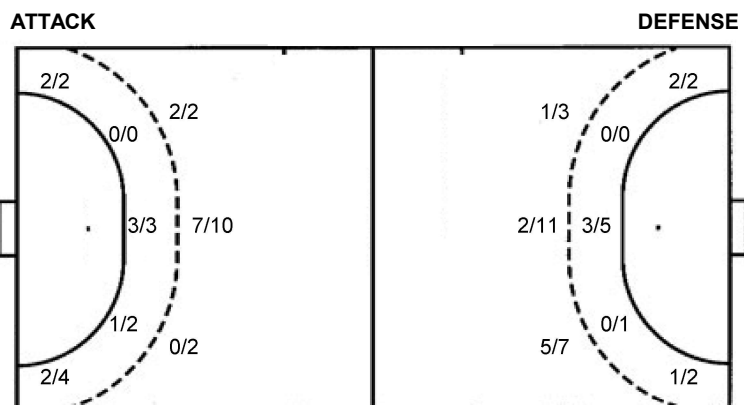
1/3	3/4	1/1
1/4		5/7
7/8	8/10	5/7

2 post 1 miss. 1 block 2/2 lob

Saves distribution goalkeepers

1 M. dos Santos 3/3 1/3 0/5 2/4 5/6 0/6 2/2 1/5	12 F. Vaz Guimares 0/1 2/5 1/5 1/2 0/6	TOTAL 3/3 1/4 0/5 4/9 5/6 1/11 3/4 1/11
---	--	---

Shots by position



7m penalties 3/7
Fastbreak 2/3
Breakthrough 10/14
Long dist. 1/1

7m penalties 5/5
Fastbreak 10/13
Breakthrough 6/8
Long dist. 0/0

Shooting statistics

Position	Goals	Sav.	Miss.	Post	Blk.	Total	%
Back (9m)	9	3	1	0	1	14	64
Line (6m)	4	1	0	0	0	5	80
Wing	4	1	0	1	0	6	67
7m penalties	3	4	0	0	0	7	43
Fastbreak	2	0	0	1	0	3	67
Breakthrough	10	4	0	0	0	14	71
Total	32	13	1	2	1	49	65

Jersey number Tot. Total shooting 6m 6m (line) shooting 9m 9m shooting Wng Wing shooting FB Fastbreak sh. 7m 7m penalty sh.
Brk. Breakthrough sh. LD Long distance sh. As. Assists PC Pass clear chance E7 Earned 7m pen. TF Technical faults St. Steals
2m 2m punishments C7. Committed 7m E2 Earned 2m pun. YC. Yellow cards R/B Red/Blue cards Blk. Blocks S Starting Line-up



2022 IHF Men's Super Globe
Saudi Arabia (Dammam)
 Final Round, 5-8. place



Match Team Statistics

Match No. 16

HC Taubate 33 - 35 Esperance de Tunisi
 (14 - 18) (17 - 13) (SO: 2 - 4)

22.10.2022. 15:30

Attendance: 400

Dammam Sports Hall

Referees: Arthur Brunner (SUI) / Morad Salah (SUI) / ()

Esperance de Tunis

#	Surname and name	S	Goals / shots								Attack					Def.			Penalties			TP		
			Tot.	%	9m	6m	Wing	7m	FB	Brk.	LD	As.	PC	E7	E2	TF	St.	C7	Blk	YC	2m		R	B
1	NAMLI Assil																							4:04
6	HACHICHA Lyes		2/2	100		2/2																		18:47
13	BHAR Mohamed Ali		4/6	67			1/2	1/1	2/3															29:42
14	SLAMA Makram																							11:51
15	ABDELLI Bilel	S	5/10	50	2/6			1/1		2/3		1	1			1	4							42:34
16	SFAR Mohamed	S										1	2											46:01
21	BOUGHANMI Oussama	S	5/5	100				2/2	3/3			1				1	1							31:11
25	BEN SALAH Abdelhak	S	1/4	25	0/3					1/1						1								22:10
28	BACHA Hazem	S	3/7	43	1/5					2/2		1	1		1	3			1					33:05
29	JALLOUZ Tarek	S	3/4	75	0/1				3/3															30:00
36	CHAABANI Lamine Ammar	S																						8:55
55	JLIDI Firas		1/1	100					1/1			1					2					1		26:14
66	MARGHELI Achraf		5/8	63	4/5	0/1				1/2			1		1	2	2					1		36:41
71	AL SHOUSHEN Rjab		1/1	100	1/1																			9:18
97	TOUMI Ghassen		3/5	60			2/2		1/3					1	1	2								28:23
98	JBELI Islem		2/4	50		1/3		1/1				1				1		2						41:04
	Team / bench																							
	UKUPNO		35/57	61	8/21	3/6	3/4	5/5	10/13	6/8	0/0	7	5	1	3	11	9	3	1	0	4	0	0	

#	Surname and name	Saves / shots								
		Tot.	%	9m	6m	Wing	7m	FB	Brk.	LD
1	NAMLI Assil	1/5	20			0/1	1/4			
16	SFAR Mohamed	11/35	31	3/10	1/5	0/2	3/3	0/1	4/14	
36	CHAABANI Lamine Ammar	1/5	20	0/2		1/2		0/1		
	TOTAL	13/45	29	3/12	1/5	1/5	4/7	3/2	4/14	0/0

Coach: **Bassem Elsobki**

Number of attacks: 64, Efficiency: 55%, Average Duration: 29.08 seconds

Attack by type of defense

	Shots	9m	6m	Wing	TF	E7	E2
On def. 6-0	4/7	2/4	1/2	0/0	2	0	0
On def. 5-1	15/30	6/16	2/4	3/4	8	1	3
On def. 3-3	1/2	0/1	0/0	0/0	1	0	0
Fastbreak	10/13				0	0	0

Defense by type

	Total	9m	6m	Wing	Stl.	C7	2m
Def. 6-0	27/39	9/14	4/5	4/6	9	3	4
Fastbreak	2/3				0	0	0

Attack with superiority / minority / goalkeeper out

	Attack				Reaction		
	Att.	Eff.	Shots	TF	FB	LD	Tot.
6 on 6 (GK out)	1	0%	0/0	1	0/0	1/1	1/1
6 on 6	52	56%	29/44	8			
5 on 6	6	50%	3/4	2			
6 on 5	5	60%	3/5	0			

Player superiority / GK out counted at the end of attack (in case it changes during attack)

Defense with superiority / minority / goalkeeper out

	Attack				Reaction		
	Att.	Eff.	Shots	TF	FB	LD	Tot.
6 on 6	50	46%	23/36	14			
6 on 5	10	60%	6/7	3			
5 on 6	4	100%	4/4	0			

Numbers show attacking numbers of opponent. Lower efficiency of opponent means better defense of this team

Jersey number Tot. Total shooting 6m 6m (line) shooting 9m 9m shooting Wng Wing shooting FB Fastbreak sh. 7m 7m penalty sh.
 Brk. Breakthrough sh. LD Long distance sh. As. Assists PC Pass clear chance E7 Earned 7m pen. TF Technical faults St. Steals
 2m 2m punishments C7. Committed 7m E2 Earned 2m pun. YC. Yellow cards R/B Red/Blue cards Blk. Blocks S Starting Line-up



2022 IHF Men's Super Globe

Saudi Arabia (Dammam)

Final Round, 5-8. place



Match Team Statistics

Match No. 16

HC Taubate 33 - 35 Esperance de Tuni

(14 - 18) (17 - 13) (SO: 2 - 4)

22.10.2022. 15:30

Attendance: 400

Dammam Sports Hall

Referees: Arthur Brunner (SUI) / Morad Salah (SUI) / ()

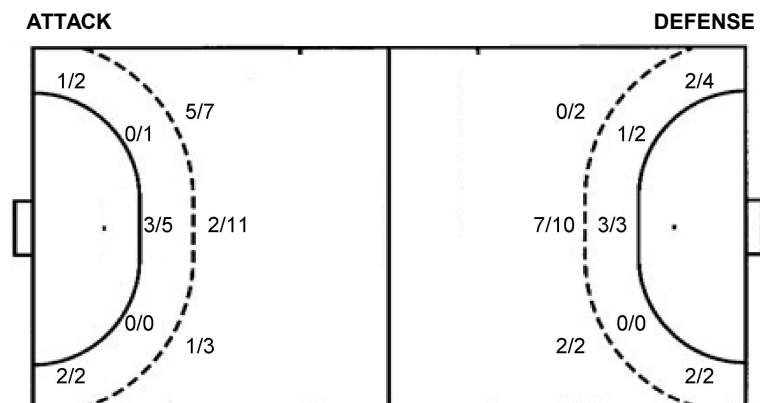
Shot distribution by player

6 L. Hachicha	13 M. Bhar	14 M. Slama	15 B. Abdelli	21 O. Boughanmi	25 A. Ben Salah	28 H. Bacha
	0/1				0/1	1/1
			2/3	1/1		0/1
	1/1		1/1	2/2	1/1	1/1
			0/2	2/2	0/1	0/1
					1 block	2 post
29 T. Jallouz	55 F. Jlidi	66 A. Margheli	71 R. Al Shoushen	97 G. Toumi	98 I. Jbeli	TOTAL
0/1		1/1		0/1	0/1	0/3
2/2		2/3		2/2	0/1	3/4
1/1		1/2		0/1	0/1	5/9
	1/1	1/1	1/1	1/1	2/2	1/6
		1 miss.				10/11
						1/4
						10/11
						2 post 1 miss. 1 block

Saves distribution goalkeepers

1 A. Namli	16 M. Sfar	36 L. Chaabani	TOTAL
	2/3		2/3
1/1	1/4		1/4
0/1	0/1	0/1	0/1
0/3	2/5	0/1	3/4
	1/5	0/3	2/7
	1/6	1/1	1/8
	2/7		2/10
			2/7

Shots by position



7m penalties 5/5
 Fastbreak 10/13
 Breakthrough 6/8
 Long dist. 0/0

7m penalties 3/7
 Fastbreak 2/3
 Breakthrough 10/14
 Long dist. 1/1

Shooting statistics

Position	Goals	Sav.	Miss.	Post	Blk.	Total	%
Back (9m)	8	9	1	2	1	21	38
Line (6m)	3	3	0	0	0	6	50
Wing	3	1	0	0	0	4	75
7m penalties	5	0	0	0	0	5	100
Fastbreak	10	3	0	0	0	13	77
Breakthrough	6	2	0	0	0	8	75
Total	35	18	1	2	1	57	61

Jersey number Tot. Total shooting 6m 6m (line) shooting 9m 9m shooting Wng Wing shooting FB Fastbreak sh. 7m 7m penalty sh.
 Brk. Breakthrough sh. LD Long distance sh. As. Assists PC Pass clear chance E7 Earned 7m pen. TF Technical faults St. Steals
 2m 2m punishments C7. Committed 7m E2 Earned 2m pun. YC. Yellow cards R/B Red/Blue cards Blk. Blocks S Starting Line-up



2022 IHF Men's Super Globe
Saudi Arabia (Dammam)
Final Round, 5-8. place



Match Team Statistics

Match No. 16

HC Taubate 33 - 35 Esperance de Tuni

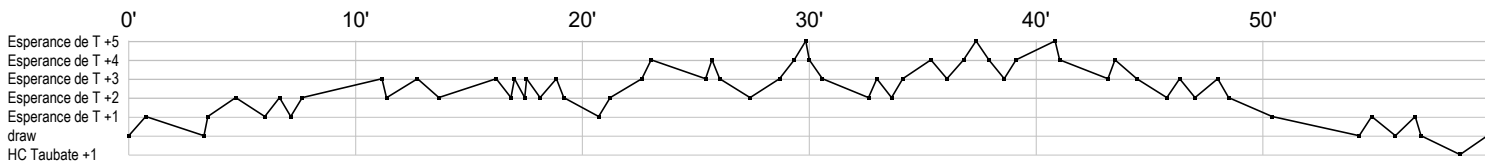
(14 - 18) (17 - 13) (SO: 2 - 4)

22.10.2022. 15:30

Attendance: 400

Dammam Sports Hall

Referees: Arthur Brunner (SUI) / Morad Salah (SUI) / ()



HC Taubate

1 dos Santos M	r s r srs r r	rs r s r r				r s r s r s r sr	s s s sar r s
3 Junior R		g g f				t	
5 Bertoldo V							g g f
6 Monte da	f t i			g		g g t t	
7 Filho M	g t f f		a			a f t	g a
8 Saboia da							t
11 de Andrade C	f	f					2 g f
12 Vaz Guimares			r r ss r rr	r s r r r	r r r sr r		
14 Silva Santos						g	
15 Rodrigues de						g	g fg
19 Lopes							
21 Braz F							
25 Teixeira V	f f e	x		g	t	b g i	g g
30 Rodrigues de		f f 2c		t g g t			g g b a t p
33 Andrade da		g g gg		i g t		f	t 2 a g ice e
77 Teles Mota P		a		g t t			g t

Esperance de Tunis

1 Namli A							r sr
6 Hachicha L						a	g g2c
13 Bhar M						g f g f	
14 Slama M						2	
15 Abdelli B				g	g	g b b f p ba f g	tb f f f
16 Sfar M	s s r sp r r	ssr pr s rr r r r a	r r r r r s r r r s r r r r r				
21 Boughanmi O			g			gt g bg	
25 Ben Salah A		t f g f					f
28 Bacha H	g f t g	x g f t			t a f i p		f
29 Jallouz T	g		gg	f			
36 Chaabani L							r r s r r
55 Jlidi F			ba 2	bg			
66 Margheli A	g b 2	g g ff	t g p b	f		gi	t
71 Al Shoushen							g
97 Toumi G	f g	f i e g	tt g				
98 Jbeli I	f t c				g a		f c

In game	g Goal scored	f Missed shot	a Assist	t Technical faults	b Steal
2 2min suspension	e Earned 7m	c Committed 7m	y Yellow card	r Red Card	k Blue card
i Earned 2min.	x Block	4 4min suspension	p Pass for clear chance	s Saved shot	r Received goal