



2022 IHF Men's Super Globe
Saudi Arabia (Dammam)
 Group B, 3. round



Match Team Statistics

Match No. 11

Al Ahly 29 - 28 SL Benfica
 (12 - 13) (17 - 15)

20.10.2022. 16:45

Attendance: 2100

Dammam Sports Hall

Referees: Vaclav Horacek (CZE) / Jiri Novotny (CZE) / ()

Al Ahly

#	Surname and name	S	Goals / shots								Attack					Def.			Penalties			TP				
			Tot.	%	9m	6m	Wing	7m	FB	Brk.	LD	As.	PC	E7	E2	TF	St.	C7	Blk	YC	2m		R	B		
1	HOMAYED Abdelrahman	S																								45:02
4	AHMED Rady		1/1	100																						18:47
5	MAHMOUD Mohsen	S	4/4	100	2/2																					39:14
7	KHALIL Mostafa		1/2	50	0/1																					13:38
9	EISSA Eslam																									
10	ABDOU Abd Elrahman	S	0/3	0	0/2																					47:22
11	ASHOUR Abdelaziz	S	1/1	100																						17:57
13	SALAHEDIN Saif	S	2/2	100																						45:58
16	SAYED Abd Elrahman																									9:22
17	NASR ALLAH Ahmed		1/1	100																						46:07
19	ALI DAHROUG Omar	S	3/6	50		1/1	1/3	1/2																		18:14
24	EL MASRY Ibrahim	S																								30:30
49	NANTES Raul		1/2	50				1/2																		0:33
72	ABDELWAHED Yasser																									12:00
80	MESILHY Ahmed		7/8	88	1/1	6/7																				34:23
98	HASSAN Omar Khaled		8/10	80			2/2	5/6	0/1																	40:53
	Team / bench																									
	UKUPNO		29/40	73	3/6	7/8	4/6	7/10	1/2	5/6	2/2	13	2	10	8	10	5	3	2	0	5	0	0			

#	Surname and name	Saves / shots								
		Tot.	%	9m	6m	Wing	7m	FB	Brk.	LD
1	HOMAYED Abdelrahman	6/30	20	4/13	1/4	0/1	0/2	0/4	1/6	
16	SAYED Abd Elrahman	1/5	20	0/1	0/1	1/2			0/1	
	TOTAL	7/35	20	4/14	1/5	1/3	0/2	0/4	1/7	0/0

Coach: **Ahmed Abouelela**

Number of attacks: 48, Efficiency: 60%, Average Duration: 47.50 seconds

Attack by type of defense

	Shots	9m	6m	Wing	TF	E7	E2
On def. 6-0	19/26	3/6	7/8	4/6	10	10	8
Fastbreak	1/2				0	0	0

Defense by type

	Total	9m	6m	Wing	Stl.	C7	2m
Def. 6-0	16/24	8/14	4/5	1/2	3	3	3
Def. 5-1	6/8	2/3	0/0	1/1	2	0	2
Fastbreak	4/4				0	0	0

Attack with superiority / minority / goalkeeper out

	Attack				Reaction		
	Att.	Eff.	Shots	TF	FB	LD	Tot.
7 on 6 (GK out)	1	100%	1/1	0	0/0	0/0	0/0
6 on 6 (GK out)	2	50%	1/2	0	0/0	0/0	0/0
6 on 6	25	52%	13/18	7			
6 on 5	16	69%	11/13	3			
6 on 4	1	100%	1/1	0			
5 on 6	1	100%	1/1	0			
5 on 5	2	50%	1/2	0			

Player superiority / GK out counted at the end of attack (in case it changes during attack)

Defense with superiority / minority / goalkeeper out

	Attack				Reaction		
	Att.	Eff.	Shots	TF	FB	LD	Tot.
7 on 6 (GK out)	5	60%	3/4	1	0/0	1/1	1/1
6 on 6 (GK out)	3	67%	2/2	1	0/0	0/0	0/0
5 on 6 (GK out)	1	0%	0/0	1	0/0	0/0	0/0
6 on 6	25	52%	13/20	5			
5 on 6	7	86%	6/6	1			
6 on 5 (GK out)	2	50%	1/1	1	0/0	1/1	1/1
6 on 5	3	67%	2/2	1			
5 on 5	3	33%	1/3	0			

Numbers show attacking numbers of opponent. Lower efficiency of opponent means better defense of this team

Jersey number Tot. Total shooting 6m 6m (line) shooting 9m 9m shooting Wng Wing shooting FB Fastbreak sh. 7m 7m penalty sh.
 Brk. Breakthrough sh. LD Long distance sh. As. Assists PC Pass clear chance E7 Earned 7m pen. TF Technical faults St. Steals
 2m 2m punishments C7. Committed 7m E2 Earned 2m pun. YC. Yellow cards R/B Red/Blue cards Blk. Blocks S Starting Line-up



2022 IHF Men's Super Globe

Saudi Arabia (Dammam)

Group B, 3. round



Match Team Statistics

Match No. 11

Al Ahly 29 - 28 SL Benfica

(12 - 13) (17 - 15)

20.10.2022. 16:45

Attendance: 2100

Dammam Sports Hall

Referees: Vaclav Horacek (CZE) / Jiri Novotny (CZE) / ()

Shot distribution by player

4 R. Ahmed

	1/1	

5 M. Mahmoud

	2/2	
	1/1	1/1

7 M. Khalil

		0/1
		1/1

9 E. Eissa

10 A. Abdou

	0/1	
	0/1	

1 block

11 A. Ashour

	1/1	

13 S. Salaheldin

		1/1
	1/1	

17 A. Nasr Allah

		1/1

19 O. Ali Dahroug

	0/1	3/3

2 post

24 I. El Masry

49 R. Nantes

	1/1	
	0/1	

72 Y. Abdelwahed

80 A. Mesilhy

	3/3	1/1
		1/1
	2/2	

1 post

98 O. Hassan

	1/1	
		4/5
	3/3	

1 post

TOTAL

5/5	1/1	0/1
2/4	2/2	6/7
4/5	7/8	2/2

4 post 1 block

Saves distribution goalkeepers

1 A. Homayed

0/3	1/1	1/2
1/6		1/6
1/5	1/2	0/5

16 A. Sayed

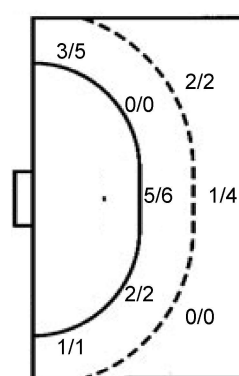
0/2		0/1
1/1		
0/1		

TOTAL

0/5	1/1	1/3
2/7		1/6
1/6	1/2	0/5

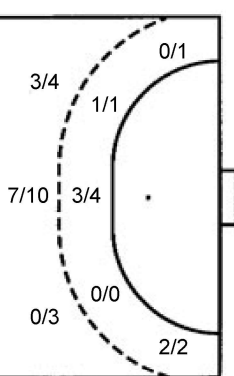
Shots by position

ATTACK



7m penalties 7/10
Fastbreak 1/2
Breakthrough 5/6
Long dist. 2/2

DEFENSE



7m penalties 2/3
Fastbreak 4/4
Breakthrough 6/7
Long dist. 0/0

Shooting statistics

Position	Goals	Sav.	Miss.	Post	Blk.	Total	%
Back (9m)	3	2	0	0	1	6	50
Line (6m)	7	0	0	1	0	8	88
Wing	4	0	0	2	0	6	67
7m penalties	7	2	0	1	0	10	70
Fastbreak	1	1	0	0	0	2	50
Breakthrough	5	1	0	0	0	6	83
Total	27	6	0	4	1	38	71

Jersey number Tot. Total shooting 6m 6m (line) shooting 9m 9m shooting Wng Wing shooting FB Fastbreak sh. 7m 7m penalty sh.
Brk. Breakthrough sh. LD Long distance sh. As. Assists PC Pass clear chance E7 Earned 7m pen. TF Technical faults St. Steals
2m 2m punishments C7. Committed 7m E2 Earned 2m pun. YC. Yellow cards R/B Red/Blue cards Blk. Blocks S Starting Line-up

Handball statistics and livescore by Toma-soft ltd (www.toma-soft.hr)



2022 IHF Men's Super Globe
Saudi Arabia (Dammam)
 Group B, 3. round



Match Team Statistics

Match No. 11

Al Ahly 29 - 28 SL Benfica
 (12 - 13) (17 - 15)

20.10.2022. 16:45

Attendance: 2100

Dammam Sports Hall

Referees: Vaclav Horacek (CZE) / Jiri Novotny (CZE) / ()

SL Benfica

#	Surname and name	S	Goals / shots							Attack				Def.			Penalties				TP		
			Tot.	%	9m	6m	Wing	7m	FB	Brk.	LD	As.	PC	E7	E2	TF	St.	C7	Blk	YC		2m	R
7	JUHASZ Adam	S	2/3	67	1/2				1/1					1		1	1						39:25
8	KALLMAN Jonas		0/1	0				0/1									2			1			50:07
11	MOREIRA Belone		5/5	100					5/5					1	1	1	5						42:43
13	MORENO Paulo	S	4/4	100	1/1	3/3									1	1					1		45:26
19	MARTINS Carlos														1								8:53
22	BORGES Alexis													1		1	1	2				3	28:11
23	RAHMEL Ole		5/7	71	1/1	1/2	2/2	1/1		0/1											1	1	43:10
24	IZQUIERDO Ander	S																					0:13
25	HERNANDEZ Sergey																						47:37
27	BINGO Arnaut	S																					1:25
28	SEMEDO Leandro	S																1			2		17:53
30	GRIGORAS Demis		2/4	50	1/3				1/1					1		1						1	25:23
33	KLJUN Tadej															1						2	7:24
34	SILVA Jose	S	1/1	100					1/1														13:49
41	CAPDEVILLE Gustavo																						4:51
44	DJORDJIC Petar	S	9/14	64	6/10			1/2	1/1	1/1				1		2	2						43:30
	Team / bench																					1	
	UKUPNO		28/39	72	10/17	4/5	2/3	2/3	4/4	6/7	0/0	3	1	4	2	11	4	10	1	1	10	1	0

#	Surname and name	Saves / shots								
		Tot.	%	9m	6m	Wing	7m	FB	Brk.	LD
25	HERNANDEZ Sergey	6/29	21	2/5	0/6	0/4	2/7	1/2	1/5	
41	CAPDEVILLE Gustavo	0/4	0	0/1	0/2	0/2		0/1		
	TOTAL	6/33	18	2/5	0/7	0/4	2/9	1/2	1/6	0/0

Coach: Jose Vaquero

Number of attacks: 49, Efficiency: 57%, Average Duration: 39.77 seconds

Attack by type of defense

	Shots	9m	6m	Wing	TF	E7	E2
On def. 6-0	16/24	8/14	4/5	1/2	7	3	2
On def. 5-1	6/8	2/3	0/0	1/1	4	1	0
Fastbreak	4/4				0	0	0

Defense by type

	Total	9m	6m	Wing	Stl.	C7	2m
Def. 6-0	19/26	3/6	7/8	4/6	4	10	10
Fastbreak	1/2				0	0	0

Attack with superiority / minority / goalkeeper out

	Attack				Reaction		
	Att.	Eff.	Shots	TF	FB	LD	Tot.
7 on 6 (GK out)	5	60%	3/4	1	0/0	1/1	1/1
6 on 6 (GK out)	3	67%	2/2	1	0/0	0/0	0/0
5 on 6 (GK out)	1	0%	0/0	1	0/0	0/0	0/0
6 on 6	25	52%	13/20	5			
5 on 6	7	86%	6/6	1			
6 on 5 (GK out)	2	50%	1/1	1	0/0	1/1	1/1
6 on 5	3	67%	2/2	1			
5 on 5	3	33%	1/3	0			

Player superiority / GK out counted at the end of attack (in case it changes during attack)

Defense with superiority / minority / goalkeeper out

	Attack				Reaction		
	Att.	Eff.	Shots	TF	FB	LD	Tot.
7 on 6 (GK out)	1	100%	1/1	0	0/0	0/0	0/0
6 on 6 (GK out)	2	50%	1/2	0	0/0	0/0	0/0
6 on 6	25	52%	13/18	7			
6 on 5	16	69%	11/13	3			
6 on 4	1	100%	1/1	0			
5 on 6	1	100%	1/1	0			
5 on 5	2	50%	1/2	0			

Numbers show attacking numbers of opponent. Lower efficiency of opponent means better defense of this team

Jersey number Tot. Total shooting 6m 6m (line) shooting 9m 9m shooting Wng Wing shooting FB Fastbreak sh. 7m 7m penalty sh.
 Brk. Breakthrough sh. LD Long distance sh. As. Assists PC Pass clear chance E7 Earned 7m pen. TF Technical faults St. Steals
 2m 2m punishments C7. Committed 7m E2 Earned 2m pun. YC. Yellow cards R/B Red/Blue cards Blk. Blocks S Starting Line-up



2022 IHF Men's Super Globe

Saudi Arabia (Dammam)

Group B, 3. round



Match Team Statistics

Match No. 11

Al Ahly 29 - 28 SL Benfica

(12 - 13) (17 - 15)

20.10.2022. 16:45

Attendance: 2100

Dammam Sports Hall

Referees: Vaclav Horacek (CZE) / Jiri Novotny (CZE) / ()

Shot distribution by player

7 A. Juhasz

2/2		

1 block

8 J. Kallman

0/1		

11 B. Moreira

		1/1
1/1		2/2
		1/1

13 P. Moreno

1/1		
3/3		

19 C. Martins

22 A. Borges

23 O. Rahmel

1/1		1/2
2/2		1/1
0/1		

24 A. Izquierdo

27 A. Bingo

28 L. Semedo

30 D. Grigoras

0/1		0/1
1/1		1/1

33 T. Kljun

34 J. Silva

		1/1

44 P. Djordjic

2/2	0/1	
1/1		2/2
1/1	1/2	2/2

1 post 1 miss. 1 block

TOTAL

5/5	0/1	2/3
5/7		5/6
5/6	1/2	5/5

1 post 1 miss. 2 block

Saves distribution goalkeepers

25 S. Hernandez

0/3	0/1	1/1
2/4	0/1	1/6
1/5	1/8	0/2

41 G. Capdeville

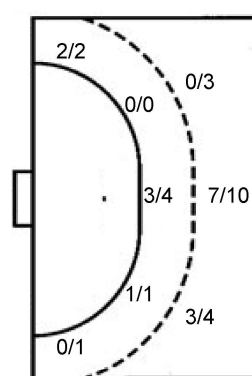
0/2		
	0/1	0/1

TOTAL

0/5	0/1	1/1
2/4	0/2	1/7
1/5	1/8	0/2

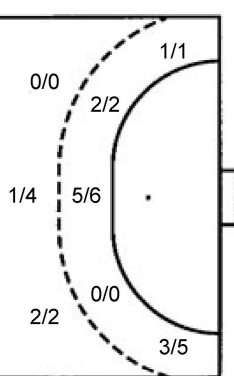
Shots by position

ATTACK



7m penalties 2/3
Fastbreak 4/4
Breakthrough 6/7
Long dist. 0/0

DEFENSE



7m penalties 7/10
Fastbreak 1/2
Breakthrough 5/6
Long dist. 2/2

Shooting statistics

Position	Goals	Sav.	Miss.	Post	Blk.	Total	%
Back (9m)	10	4	0	1	2	17	59
Line (6m)	4	1	0	0	0	5	80
Wing	2	1	0	0	0	3	67
7m penalties	2	0	1	0	0	3	67
Fastbreak	4	0	0	0	0	4	100
Breakthrough	6	1	0	0	0	7	86
Total	28	7	1	1	2	39	72

Jersey number Tot. Total shooting 6m 6m (line) shooting 9m 9m shooting Wng Wing shooting FB Fastbreak sh. 7m 7m penalty sh.
Brk. Breakthrough sh. LD Long distance sh. As. Assists PC Pass clear chance E7 Earned 7m pen. TF Technical faults St. Steals
2m 2m punishments C7. Committed 7m E2 Earned 2m pun. YC. Yellow cards R/B Red/Blue cards Blk. Blocks S Starting Line-up

Handball statistics and livescore by Toma-soft ltd (www.toma-soft.hr)



2022 IHF Men's Super Globe

Saudi Arabia (Dammam)

Group B, 3. round



Match Team Statistics

Match No. 11

Al Ahly 29 - 28 SL Benfica


(12 - 13) (17 - 15)

20.10.2022. 16:45

Attendance: 2100

Dammam Sports Hall

Referees: Vaclav Horacek (CZE) / Jiri Novotny (CZE) / ()



Al Ahly

1 Homayed A	r r s r r s r r r r	s	r	r s r		r r r r r r r s r r	r	r r s r			r
4 Ahmed R						c		g			
5 Mahmoud M	g t t g	e	g			c		g			
7 Khalil M	t t g f	b									
9 Eissa E											
10 Abdou A						f f f	ei	a			
11 Ashour A		g									
13 Salaheldin S	i	a	p	2			2	g i	g		
16 Sayed A								r	r	r r	
17 Nasr Allah A	a	2	ie	g i a	i t e	e a a t a	a	e	a a p a c e a a		
19 Ali Dahroug O	g g	t f g f f									
24 El Masry I		x		e	x b		b				2
49 Nantes R			g			f					
72 Abdelwahed								2			
80 Mesilhy A		ei		t	g	t e	g i	t	g g f g g g		
98 Hassan O			f	g b f	g g	g g	g g	g g	b g		

SL Benfica

7 Juhasz A	g	fb						g e t			
8 Kallman J		2c	c								
11 Moreira B	t			t	t	g c c	ga t g	g c	t g e i		
13 Moreno P	g g				2	c g e			t c g		
19 Martins C					e						
22 Borges A	2	ba	t	2c				c2			
23 Rahmel O	g	f	g	2		g		g f g	r		
24 Izquierdo A											
25 Hernandez S	r r s r r r	r	sr	rr	r r r s	s r	s r s r r	r r	r	r r r r r r r	
27 Bingo A											
28 Semedo L							2 x	2			
30 Grigoras D	g f g		i	af c							
33 KJjun T	2			t	2						
34 Silva J						g					
41 Capdeville G								r r	r r		
44 Djordjic P	g b f g	p t	g g	f t f	gb g	g f f				g g	

In game	g Goal scored	f Missed shot	a Assist	t Technical faults	b Steal
2 2min suspension	e Earned 7m	c Committed 7m	y Yellow card	r Red Card	k Blue card
i Earned 2min.	x Block	4 4min suspension	p Pass for clear chance	s Saved shot	r Received goal