2022 IHF Men's Super Globe

Saudi Arabia (Dammam)

Group A, 2. round

Match Team Statistics

Match No. 7

Sydney Uni 21 - 35 Al-Khaleej

(10 - 14) (11 - 21)

19.10.2022. 16:45
Attendance: 4000
Dammam Sports Hall

Referees: Juan Lopez Grillo (ARG) / Bojan Lah (SLO) / Morad Salah (SUI)

Sydney Uni

Players			Goals / shots									Attack					Def.			Penalties				TP
#	Surname and name	S	Tot.	%	9m	6m	Wing	7m	FB	Brk.	LD	As.	PC	E7	E2	TF	St.	C7	Blk	YC	2m	R	B	
1	SCHUBIGER Tim	S																						40:22
2	WARRENER Karl		1/3	33		1/3																		19:19
5	GREGORIO Icaro		1/1	100			1/1																	18:16
7	DIPPE Kai	S	1/5	20		1/5										5								37:23
9	DE KUYPER Nick		2/5	40	1/4					1/1		3				1	1				1			34:58
10	DURAND Florian		0/1	0	0/1								1	2	1			3						25:18
11	HANSEN Markus	S	0/2	0	0/1	0/1						1			1				1					32:54
14	EISENHUTH Lucas	S	2/5	40			1/4		1/1								1	1			1			41:44
18	TAPKEN Max	S	1/1	100			1/1									1					1			44:04
19	DHOUIOUI Hassen		3/6	50	2/5					1/1								1						21:46
21	RAMPYAPEDI Matome																							8:56
22	SZKLARSKI Tomek		3/4	75		1/1		2/3																6:53
23	BRAUN Joschua	S	3/4	75	2/3					1/1		1				1				1				37:58
24	MATLACH Mateusz Bronislaw	S	2/4	50	2/4							1	1			1								32:56
25	TRAVERSO Sebastien Daniel		2/2	100		1/1	1/1																	
28	TAKKEN Maikel Johan															1								17:13
	Team / bench																							
	UKUPNO		21/43	49	7/18	4/11	4/7	2/3	1/1	3/3	0/0	6	2	2	2	10	2	5	1	1	3	0	0	

Goalkeepers		Saves / shots								
#.	Surname and name	Tot.	%	9m	6m	Wing	7m	FB	Brk.	LD
1	SCHUBIGER Tim	7/30	23	2/6	2/8	2/3	1/3	0/2	0/8	
28	TAKKEN Maikel Johan	1/13	8	0/1	0/1	0/2	1/3	0/3	0/3	
	TOTAL	8/43	19	2/7	2/9	2/5	2/6	0/5	0/11	0/0

Coach: **Christoph Friedrich Scholl**

Number of attacks: 51, Efficiency: 41%, Average Duration: 39.86 seconds

Attack by type of defense

	Shots	9m	6m	Wing	TF	E7	E2
On def. 6-0	18/39	7/18	4/11	4/7	10	2	2
Fastbreak	1/1				0	0	0

Defense by type

	Total	9m	6m	Wing	Stl.	C7	2m
Def. 6-0	26/38	5/10	7/10	3/6	2	5	3
Fastbreak	5/5				0	0	0

Attack with superiority / minority / goalkeeper out

	Attack				Reaction		
	Att.	Eff.	Shots	TF	FB	LD	Tot.
7 on 6 (GK out)	2	50%	1/1	1	0/0	0/0	0/0
6 on 6 (GK out)	2	50%	1/2	0	0/0	0/0	0/0
6 on 6	43	40%	17/35	8			
6 on 5	1	0%	0/1	0			
5 on 6	1	0%	0/0	1			
5 on 4	2	100%	2/2	0			

Player superiority / GK out counted at the end of attack (in case it changes during attack)

Defense with superiority / minority / goalkeeper out

	Attack				Reaction		
	Att.	Eff.	Shots	TF	FB	LD	Tot.
7 on 6 (GK out)	2	50%	1/2	0	0/0	0/0	0/0
6 on 6 (GK out)	1	100%	1/1	0	0/0	0/0	0/0
6 on 6	42	67%	28/37	5			
6 on 5	5	80%	4/4	1			
4 on 5	1	100%	1/1	0			

Numbers show attacking numbers of oponnent. Lower efficiency of oponnent means better defense of this team

#	Jersey number	**Tot.**	Total shooting	**6m**	6m (line) shooting	**9m**	9m shooting	**Wng**	Wing shooting	**FB**	Fastbreak sh.	**7m**	7m penalty sh.
Brk.	Breakthrough sh.	**LD**	Long distance sh.	**As.**	Assists	**PC**	Pass clear chance	**E7**	Earned 7m pen.	**TF**	Technical faults	**St.**	Steals
2m	2m punishments	**C7.**	Commited 7m	**E2**	Earned 2m pun.	**YC.**	Yellow cards	**R/B**	Red/Blue cards	**Blk.**	Blocks	**S**	Starting Line-up

2022 IHF Men's Super Globe

Saudi Arabia (Dammam)

Group A, 2. round

Match Team Statistics

Match No. 7

Sydney Uni 21 - 35 Al-Khaleej

(10 - 14) (11 - 21)

19.10.2022. 16:45
Attendance: 4000
Dammam Sports Hall

Referees: Juan Lopez Grillo (ARG) / Bojan Lah (SLO) / Morad Salah (SUI)

Shot distribution by player

2 K. Warrener

0/1		
1/1		
0/1		

5 I. Gregorio

	1/1	

7 K. Dippe

	0/1	
0/1	1/1	

1 post 1 miss.

9 N. de Kuyper

		1/1
1/2	0/1	

1 block

10 F. Durand

1 block

11 M. Hansen

	0/1	
		0/1

14 L. Eisenhuth

1/1		0/1
1/1		

1 post 1 miss.

18 M. Tapken

		1/1

19 H. Dhouioui

		1/1
1/1	0/1	1/2

1 block

21 M. Rampyapedi

22 T. Szklarski

		1/2
2/2		

23 J. Braun

1/1		
2/2		

1 miss.

24 M. Matlach

0/1		
2/2		

1 block

25 S. Traverso

		2/2

TOTAL

1/2	0/2	2/3
3/4		3/4
8/11	2/4	2/4

2 post 3 miss. 4 block

Saves distribution goalkeepers

1 T. Schubiger

	1/3	
4/6		0/1
1/13	1/4	0/3

28 M. Takken

1/2	0/3	0/1
0/2	0/1	0/3

TOTAL

1/2	1/6	0/1
4/6		0/1
1/15	1/5	0/6

Shots by position

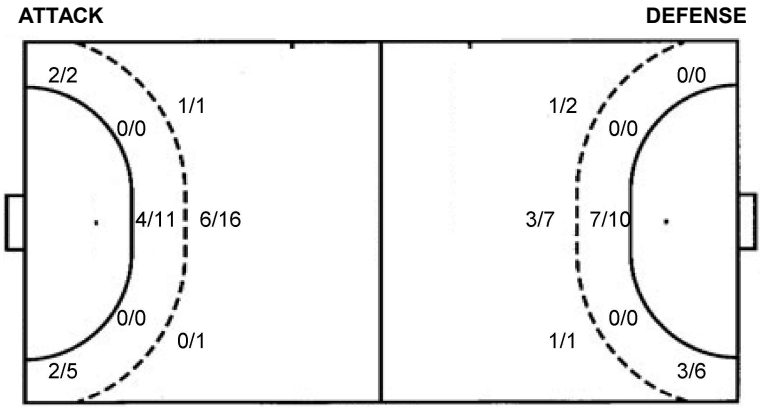

7m penalties	2/3	7m penalties	4/6
Fastbreak	1/1	Fastbreak	5/5
Breakthrough	3/3	Breakthrough	11/12
Long dist.	0/0	Long dist.	0/1

Shooting statistics

Position	Goals	Sav.	Miss.	Post	Blk.	Total	%
Back (9m)	7	6	1	0	4	18	39
Line (6m)	4	5	1	1	0	11	36
Wing	4	1	1	1	0	7	57
7m penalties	2	1	0	0	0	3	67
Fastbreak	1	0	0	0	0	1	100
Breakthrough	3	0	0	0	0	3	100
Total	**21**	**13**	**3**	**2**	**4**	**43**	**49**

#	Jersey number	**Tot.**	Total shooting	**6m**	6m (line) shooting	**9m**	9m shooting	**Wng**	Wing shooting	**FB**	Fastbreak sh.	**7m**	7m penalty sh.
Brk.	Breakthrough sh.	**LD**	Long distance sh.	**As.**	Assists	**PC**	Pass clear chance	**E7**	Eearned 7m pen.	**TF**	Technical faults	**St.**	Steals
2m	2m punishments	**C7.**	Commited 7m	**E2**	Eearned 2m pun.	**YC.**	Yellow cards	**R/B**	Red/Blue cards	**Blk.**	Blocks	**S**	Starting Line-up

2022 IHF Men's Super Globe

Saudi Arabia (Dammam)

Group A, 2. round

Match Team Statistics

Match No. 7

Sydney Uni 21 - 35 Al-Khaleej

(10 - 14) (11 - 21)

19.10.2022. 16:45
Attendance: 4000
Dammam Sports Hall

Referees: Juan Lopez Grillo (ARG) / Bojan Lah (SLO) / Morad Salah (SUI)

Al-Khaleej

Players			Goals / shots									Attack					Def.			Penalties				TP
#	Surname and name	S	Tot.	%	9m	6m	Wing	7m	FB	Brk.	LD	As.	PC	E7	E2	TF	St.	C7	Blk	YC	2m	R	B	
1	ALMOHSIN Sadiq		1/1	100						1/1		1												13:59
2	ALIMESKEEN Mohamed		3/3	100		1/1			2/2															14:49
3	ALI IBRAHIM Ali	S	2/2	100		2/2													1					31:55
5	JAFFAL Jawad		1/1	100				1/1						2										12:08
7	ALMASKEEN Mohammad		3/3	100			2/2	1/1										1						15:36
16	ALSALEM Mohammad	S										2												28:22
19	ALI Mohamed		3/4	75		3/4										1					1			39:29
20	ABOALRAHA Majed Alawi		2/2	100					2/2															25:38
23	ALBASHA Mohammed		1/1	100	1/1							1				1								17:18
31	MLADENOVIC Nemanja	S	1/3	33	0/1	0/1				1/1		3				1	1	1	3		2			52:00
34	ALSAIHATI Mansour		2/3	67				2/3				1		1				1						6:41
42	KADDAH Hassan	S	4/7	57	2/4					2/3		1												24:24
59	AL TURAIKI Hassan	S	1/4	25			1/4																	44:42
66	ELAHMAR Ahmed		5/7	71	0/1	1/1		0/1	1/1	3/3		2	1	1	2	1	1							23:20
88	HENDAWY Karim	S																						29:56
99	AL SAYYAD Hussain	S	6/9	67	2/3	0/1				4/4	0/1	4	1			2								39:43
	Team / bench																							
	UKUPNO		35/50	70	5/10	7/10	3/6	4/6	5/5	11/12	0/1	15	2	4	2	6	2	3	4	0	3	0	0	

Goalkeepers		Saves / shots								
#.	Surname and name	Tot.	%	9m	6m	Wing	7m	FB	Brk.	LD
16	ALSALEM Mohammad	9/21	43	4/9	3/6	1/3	1/2		0/1	
88	HENDAWY Karim	4/13	31	2/4	2/3	0/2	0/1	0/1	0/2	
	TOTAL	13/34	38	6/13	5/9	1/5	1/3	0/1	0/3	0/0

Coach: **Dimitrios Dimitroulais**

Number of attacks: 51, Efficiency: 69%, Average Duration: 31.74 seconds

Attack by type of defense

	Shots	9m	6m	Wing	TF	E7	E2
On def. 6-0	26/38	5/10	7/10	3/6	6	4	2
Fastbreak	5/5				0	0	0

Defense by type

	Total	9m	6m	Wing	Stl.	C7	2m
Def. 6-0	18/39	7/18	4/11	4/7	2	3	3
Fastbreak	1/1				0	0	0

Attack with superiority / minority / goalkeeper out

	Attack				Reaction		
	Att.	Eff.	Shots	TF	FB	LD	Tot.
7 on 6 (GK out)	2	50%	1/2	0	0/0	0/0	0/0
6 on 6 (GK out)	1	100%	1/1	0	0/0	0/0	0/0
6 on 6	42	67%	28/37	5			
6 on 5	5	80%	4/4	1			
4 on 5	1	100%	1/1	0			

Player superiority / GK out counted at the end of attack (in case it changes during attack)

Defense with superiority / minority / goalkeeper out

	Attack				Reaction		
	Att.	Eff.	Shots	TF	FB	LD	Tot.
7 on 6 (GK out)	2	50%	1/1	1	0/0	0/0	0/0
6 on 6 (GK out)	2	50%	1/2	0	0/0	0/0	0/0
6 on 6	43	40%	17/35	8			
6 on 5	1	0%	0/1	0			
5 on 6	1	0%	0/0	1			
5 on 4	2	100%	2/2	0			

Numbers show attacking numbers of oponnent. Lower efficiency of oponnent means better defense of this team

#	Jersey number	**Tot.**	Total shooting	**6m**	6m (line) shooting	**9m**	9m shooting	**Wng**	Wing shooting	**FB**	Fastbreak sh.	**7m**	7m penalty sh.
Brk.	Breakthrough sh.	**LD**	Long distance sh.	**As.**	Assists	**PC**	Pass clear chance	**E7**	Eearned 7m pen.	**TF**	Technical faults	**St.**	Steals
2m	2m punishments	**C7.**	Commited 7m	**E2**	Eearned 2m pun.	**YC.**	Yellow cards	**R/B**	Red/Blue cards	**Blk.**	Blocks	**S**	Starting Line-up

2022 IHF Men's Super Globe

Saudi Arabia (Dammam)

Group A, 2. round

Match Team Statistics

Match No. 7

Sydney Uni 21 - 35 Al-Khaleej

(10 - 14) (11 - 21)

19.10.2022. 16:45
Attendance: 4000
Dammam Sports Hall

Referees: Juan Lopez Grillo (ARG) / Bojan Lah (SLO) / Morad Salah (SUI)

Shot distribution by player

1 S. Almohsin

1/1		

2 M. Alimeskeen

	1/1	
	1/1	1/1

3 A. Ali Ibrahim

2/2		

5 J. Jaffal

	1/1	

7 M. Almaskeen

2/2		

1/1 lob

19 M. Ali

2/2		1/1

1 post

20 M. Aboalraha

	1/1	
		1/1

23 M. Albasha

		1/1

31 N. Mladenovic

		1/1
0/1		
0/1		

34 M. Alsaihati

0/1		
1/1		1/1

42 H. Kaddah

1/1		
1/1	2/2	

2 miss. 1 block

59 H. Al Turaiki

0/1		
1/1	0/1	

1 post

66 A. Elahmar

	1/2	
1/2		1/1
1/1	1/1	

99 H. Al Sayyad

	1/1	
0/1		
4/4		1/1

1 post 1 miss.

TOTAL

1/2	5/6	1/1
2/6		1/1
14/15	4/5	6/6

3 post 3 miss. 1 block 1/1 lob

Saves distribution goalkeepers

16 M. Alsalem

	2/2	1/3
		1/4
2/6	2/4	1/2

88 K. Hendawy

1/2		
1/4		
1/5		1/2

TOTAL

1/2	2/2	1/3
1/4		1/4
3/11	2/4	2/4

Shots by position

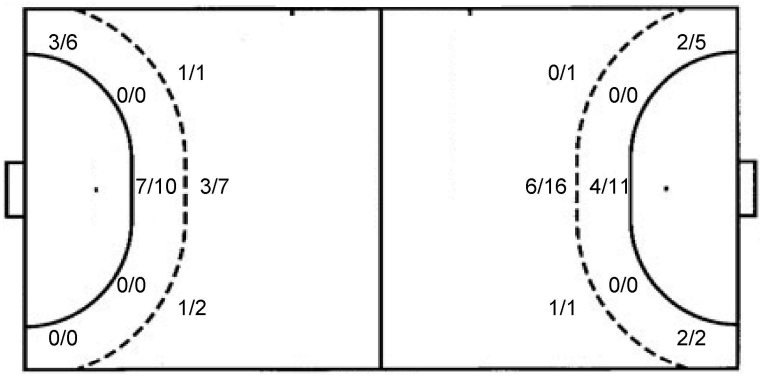

7m penalties	4/6	7m penalties	2/3
Fastbreak	5/5	Fastbreak	1/1
Breakthrough	11/12	Breakthrough	3/3
Long dist.	0/1	Long dist.	0/0

Shooting statistics

Position	Goals	Sav.	Miss.	Post	Blk.	Total	%
Back (9m)	5	2	2	0	1	10	50
Line (6m)	7	2	0	1	0	10	70
Wing	3	2	0	1	0	6	50
7m penalties	4	2	0	0	0	6	67
Fastbreak	5	0	0	0	0	5	100
Breakthrough	11	0	1	0	0	12	92
Total	**35**	**8**	**3**	**2**	**1**	**49**	**71**

#	Jersey number	**Tot.**	Total shooting	**6m**	6m (line) shooting	**9m**	9m shooting	**Wng**	Wing shooting	**FB**	Fastbreak sh.	**7m**	7m penalty sh.
Brk.	Breakthrough sh.	**LD**	Long distance sh.	**As.**	Assists	**PC**	Pass clear chance	**E7**	Eearned 7m pen.	**TF**	Technical faults	**St.**	Steals
2m	2m punishments	**C7.**	Commited 7m	**E2**	Eearned 2m pun.	**YC.**	Yellow cards	**R/B**	Red/Blue cards	**Blk.**	Blocks	**S**	Starting Line-up

2022 IHF Men's Super Globe

Saudi Arabia (Dammam)

Group A, 2. round

Match Team Statistics

Match No. 7

Sydney Uni 21 - 35 Al-Khaleej

(10 - 14) (11 - 21)

19.10.2022. 16:45
Attendance: 4000
Dammam Sports Hall

Referees: Juan Lopez Grillo (ARG) / Bojan Lah (SLO) / Morad Salah (SUI)

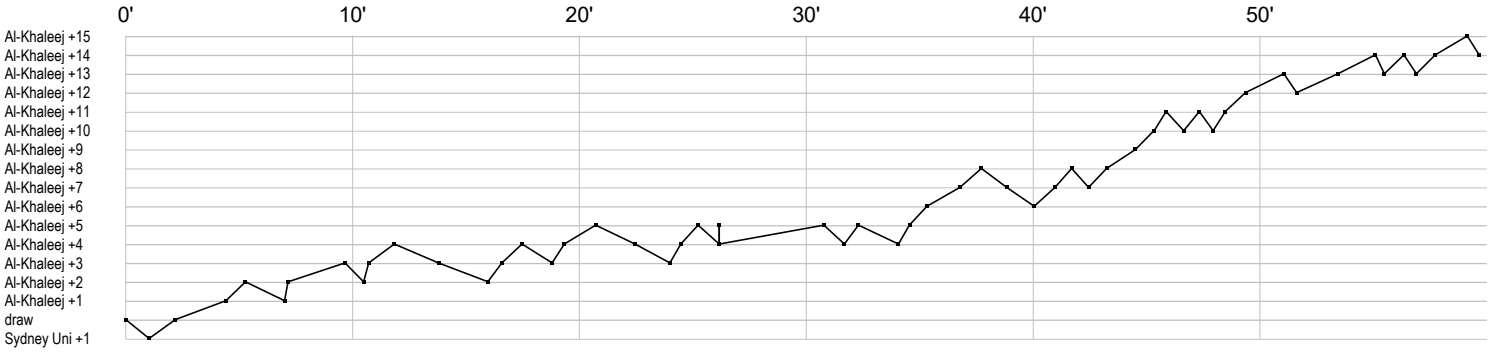

Sydney Uni



Al-Khaleej



	In game	**g**	Goal scored	**f**	Missed shot	**a**	Assist	**t**	Technical faults	**b**	Steal
2	2min suspension	**e**	Eearned 7m	**c**	Commited 7m	**y**	Yellow card	**r**	Red Card	**k**	Blue card
i	Eearned 2min.	**x**	Block	**4**	4min suspension	**p**	Pass for clear chance	**s**	Saved shot	**r**	Received goal

Handball statistics and livescore by Toma-soft ltd (www.toma-soft.hr)