



2022 IHF Men's Super Globe

Saudi Arabia (Dammam)

Group A, 1. round



Match Team Statistics

Match No. 2

SC Magdeburg 41 - 23 Sydney Uni

(20 - 8) (21 - 15)

18.10.2022. 13:45

Attendance: 250

Dammam Sports Hall

Referees: Youcef Belkhir (ALG) / Andreu Marin (ESP) / David Sok (SLO)

SC Magdeburg

| # | Surname and name | S | Goals / shots | | | | | | | | Attack | | | | Def. | | Penalties | | | TP | | | | | | |
|----|----------------------|---|---------------|-----|-----|-----|-------|-----|-----|------|--------|-----|----|----|------|----|-----------|----|-----|----|----|----|---|-------|-------|---|
| | | | Tot. | % | 9m | 6m | Wing | 7m | FB | Brk. | LD | As. | PC | E7 | E2 | TF | St. | C7 | Blk | | YC | 2m | R | B | | |
| 1 | JENSEN Mike | S | | | | | | | | | | | | | | | | | | | | | | 45:39 | | |
| 2 | MEISTER Lucas | S | 6/8 | 75 | | 5/7 | | | 1/1 | | | | | | 1 | | 2 | 2 | | | | | 2 | 59:49 | | |
| 3 | CHRAPKOWSKI Piotr | S | | | | | | | | | | | | | | | | | | | | 1 | 2 | 32:11 | | |
| 4 | RUDDAT Elias | | 2/2 | 100 | | | 2/2 | | | | | | | | | | | | | | | | 1 | 22:49 | | |
| 10 | KRISTJANSSON Gisli | | | | | | | | | | | | | | | | | | | | | | | | | |
| 11 | PETTERSSON Daniel | | 5/5 | 100 | | | 4/4 | | 1/1 | | | | | | | | | | | | | | | 29:40 | | |
| 14 | MAGNUSSON Omar Ingi | S | 4/4 | 100 | | | | 4/4 | | | | | | | 2 | | | | | | | | 1 | 1 | 16:33 | |
| 17 | HORNKE Tim | S | 4/6 | 67 | | | | 4/4 | | 0/2 | | | | | 1 | | 1 | 1 | | | | | | | 26:02 | |
| 20 | WEBER Phillip | S | 5/5 | 100 | | | | | 1/1 | 4/4 | | | | | 7 | 2 | | 1 | 2 | | | | 1 | | 34:12 | |
| 22 | MERTENS Lukas | S | 7/7 | 100 | | | | 5/5 | | 1/1 | | | | | | | | | | | | | | | 30:35 | |
| 23 | SAUGSTRUP Magnus | | 1/2 | 50 | | 1/1 | | | | 0/1 | | | | | | | | | | | | | 1 | | 9:55 | |
| 24 | O'SULLIVAN Christian | | 2/4 | 50 | 1/1 | | | | 0/1 | 1/2 | | | | | 6 | | 1 | 1 | | | | | 2 | | 46:55 | |
| 25 | BEZJAK Marko | | | | | | | | | | | | | | | | | | | | | | | | | |
| 31 | SMITS Kay | | 3/5 | 60 | 2/3 | | | | | 1/2 | | | | | 5 | 3 | | | | | | | | 2 | 42:50 | |
| 34 | DAMGAARD Michael | | 2/4 | 50 | 0/2 | | | | | 2/2 | | | | | 1 | | | 2 | 1 | | | | | | 10:14 | |
| 80 | PORTNER Nikola | | | | | | | | | | | | | | | | | | | | | | | | 12:36 | |
| | Team / bench | | | | | | | | | | | | | | | | | | | | | | | | | |
| | UKUPNO | | 41/52 | 79 | 3/6 | 6/8 | 15/15 | 4/4 | 4/7 | 8/11 | 1/1 | | | | 23 | 5 | 4 | 7 | 6 | 3 | 5 | 2 | 0 | 3 | 0 | 0 |

| # | Surname and name | Saves / shots | | | | | | | | |
|----|------------------|---------------|----|-----|-----|------|-----|-----|------|-----|
| | | Tot. | % | 9m | 6m | Wing | 7m | FB | Brk. | LD |
| 1 | JENSEN Mike | 4/20 | 20 | 1/6 | 1/5 | 0/3 | 2/2 | 0/1 | 0/3 | |
| 80 | PORTNER Nikola | 2/9 | 22 | 1/3 | 0/2 | 0/1 | 0/1 | | 1/3 | |
| | TOTAL | 6/29 | 21 | 2/9 | 1/7 | 0/3 | 2/3 | 0/1 | 1/6 | 0/0 |

Coach: Bennet Wiegert

Number of attacks: 56, Efficiency: 73%, Average Duration: 24.61 seconds

Attack by type of defense

| | Shots | 9m | 6m | Wing | TF | E7 | E2 |
|-------------|-------|-----|-----|-------|----|----|----|
| On def. 6-0 | 32/40 | 3/6 | 6/8 | 15/15 | 6 | 4 | 7 |
| Fastbreak | 4/7 | | | | 0 | 0 | 0 |

Defense by type

| | Total | 9m | 6m | Wing | Stl. | C7 | 2m |
|-----------|-------|------|-----|------|------|----|----|
| Def. 6-0 | 19/32 | 6/17 | 5/6 | 3/3 | 2 | 5 | 3 |
| Def. 5-1 | 2/3 | 1/2 | 1/1 | 0/0 | 1 | 0 | 0 |
| Fastbreak | 1/1 | | | | 0 | 0 | 0 |

Attack with superiority / minority / goalkeeper out

| | Attack | | | | Reaction | | |
|-----------------|--------|------|-------|----|----------|-----|------|
| | Att. | Eff. | Shots | TF | FB | LD | Tot. |
| 7 on 5 (GK out) | 1 | 100% | 1/1 | 0 | 0/0 | 0/0 | 0/0 |
| 6 on 6 (GK out) | 1 | 100% | 1/1 | 0 | 0/0 | 0/0 | 0/0 |
| 6 on 5 (GK out) | 1 | 100% | 1/1 | 0 | 0/0 | 0/0 | 0/0 |
| 6 on 6 | 43 | 67% | 29/37 | 6 | | | |
| 6 on 5 | 7 | 86% | 6/7 | 0 | | | |
| 6 on 4 | 2 | 100% | 2/2 | 0 | | | |
| 5 on 5 | 1 | 100% | 1/1 | 0 | | | |

Player superiority / GK out counted at the end of attack (in case it changes during attack)

Defense with superiority / minority / goalkeeper out

| | Attack | | | | Reaction | | |
|-----------------|--------|------|-------|----|----------|-----|------|
| | Att. | Eff. | Shots | TF | FB | LD | Tot. |
| 6 on 6 (GK out) | 3 | 0% | 0/1 | 2 | 0/0 | 1/1 | 1/1 |
| 6 on 6 | 44 | 41% | 18/30 | 14 | | | |
| 5 on 6 | 4 | 25% | 1/2 | 2 | | | |
| 6 on 5 (GK out) | 2 | 100% | 2/2 | 0 | 0/0 | 0/0 | 0/0 |
| 6 on 5 | 3 | 67% | 2/3 | 0 | | | |

Numbers show attacking numbers of opponent. Lower efficiency of opponent means better defense of this team

Jersey number Tot. Total shooting 6m 6m (line) shooting 9m 9m shooting Wng Wing shooting FB Fastbreak sh. 7m 7m penalty sh.
 Brk. Breakthrough sh. LD Long distance sh. As. Assists PC Pass clear chance E7 Earned 7m pen. TF Technical faults St. Steals
 2m 2m punishments C7. Committed 7m E2 Earned 2m pun. YC. Yellow cards R/B Red/Blue cards Blk. Blocks S Starting Line-up



2022 IHF Men's Super Globe

Saudi Arabia (Dammam)

Group A, 1. round



Match Team Statistics

Match No. 2

SC Magdeburg 41 - 23 Sydney Uni

(20 - 8) (21 - 15)

18.10.2022. 13:45

Attendance: 250

Dammam Sports Hall

Referees: Youcef Belkhir (ALG) / Andreu Marin (ESP) / David Sok (SLO)

Shot distribution by player

2 L. Meister

| | | |
|-----|--|-----|
| 1/1 | | |
| | | 1/1 |
| 3/4 | | 1/1 |

1 post

3 P. Chrapkowski

| | | |
|--|--|--|
| | | |
| | | |
| | | |

4 E. Ruddat

| | | |
|-----|--|-----|
| 1/1 | | |
| | | 1/1 |
| | | |

10 G. Kristjansson

| | | |
|--|--|--|
| | | |
| | | |
| | | |

11 D. Pettersson

| | | |
|-----|--|-----|
| | | |
| | | 2/2 |
| 1/1 | | 2/2 |

14 O. Magnusson

| | | |
|-----|-----|-----|
| | 1/1 | |
| 1/1 | | |
| 1/1 | | 1/1 |

17 T. Hornke

| | | |
|-----|--|--|
| | | |
| 0/1 | | |
| 4/4 | | |

1 post

20 P. Weber

| | | |
|-----|-----|-----|
| | 1/1 | |
| | | 1/1 |
| 1/1 | 1/1 | 1/1 |

22 L. Mertens

| | | |
|-----|-----|-----|
| | | |
| | 1/1 | 1/1 |
| 1/1 | | 3/3 |

1/1 lob

23 M. Saugstrup

| | | |
|-----|--|-----|
| | | |
| 0/1 | | |
| | | 1/1 |

24 C. O'Sullivan

| | | |
|-----|--|-----|
| | | |
| 0/1 | | 1/1 |
| | | 1/1 |

1 post

25 M. Bezjak

| | | |
|--|--|--|
| | | |
| | | |
| | | |

31 K. Smits

| | | |
|-----|--|-----|
| 1/1 | | |
| 1/1 | | 0/1 |
| | | 1/2 |

34 M. Damgaard

| | | |
|-----|-----|-----|
| | | 1/1 |
| 1/1 | 0/1 | |
| | | |

1 miss.

TOTAL

| | | |
|-------|-----|-------|
| 3/3 | 3/3 | |
| 3/6 | 1/2 | 7/8 |
| 11/12 | 1/1 | 11/12 |

3 post 1 miss. 1/1 lob

Saves distribution goalkeepers

1 M. Jensen

| | | |
|-----|-----|-----|
| 0/1 | | 0/1 |
| 0/1 | | 3/7 |
| 0/2 | 1/1 | 0/7 |

80 N. Portner

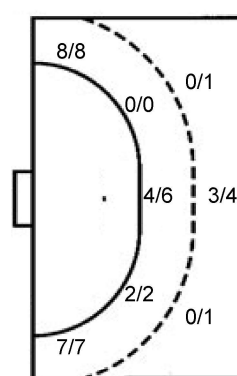
| | | |
|-----|-----|-----|
| | | |
| 2/3 | | 0/1 |
| | 0/1 | 0/4 |

TOTAL

| | | |
|-----|-----|------|
| 0/1 | | 0/1 |
| 2/4 | | 3/8 |
| 0/2 | 1/2 | 0/11 |

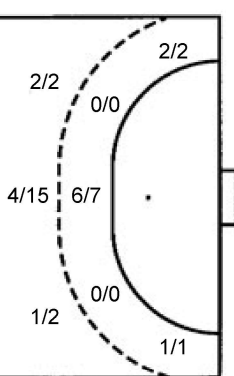
Shots by position

ATTACK



| | |
|--------------|------|
| 7m penalties | 4/4 |
| Fastbreak | 4/7 |
| Breakthrough | 8/11 |
| Long dist. | 1/1 |

DEFENSE



| | |
|--------------|-----|
| 7m penalties | 1/4 |
| Fastbreak | 1/1 |
| Breakthrough | 5/6 |
| Long dist. | 0/0 |

Shooting statistics

| Position | Goals | Sav. | Miss. | Post | Blk. | Total | % |
|--------------|-----------|----------|----------|----------|----------|-----------|-----------|
| Back (9m) | 3 | 2 | 1 | 0 | 0 | 6 | 50 |
| Line (6m) | 6 | 1 | 0 | 1 | 0 | 8 | 75 |
| Wing | 15 | 0 | 0 | 0 | 0 | 15 | 100 |
| 7m penalties | 4 | 0 | 0 | 0 | 0 | 4 | 100 |
| Fastbreak | 4 | 2 | 0 | 1 | 0 | 7 | 57 |
| Breakthrough | 8 | 2 | 0 | 1 | 0 | 11 | 73 |
| Total | 40 | 7 | 1 | 3 | 0 | 51 | 78 |

Jersey number Tot. Total shooting 6m 6m (line) shooting 9m 9m shooting Wng Wing shooting FB Fastbreak sh. 7m 7m penalty sh.
 Brk. Breakthrough sh. LD Long distance sh. As. Assists PC Pass clear chance E7 Earned 7m pen. TF Technical faults St. Steals
 2m 2m punishments C7. Committed 7m E2 Earned 2m pun. YC. Yellow cards R/B Red/Blue cards Blk. Blocks S Starting Line-up

Handball statistics and livescore by Toma-soft ltd (www.toma-soft.hr)



2022 IHF Men's Super Globe

Saudi Arabia (Dammam)

Group A, 1. round



Match Team Statistics

Match No. 2

SC Magdeburg 41 - 23 Sydney Uni

(20 - 8) (21 - 15)

18.10.2022. 13:45

Attendance: 250

Dammam Sports Hall

Referees: Youcef Belkhiri (ALG) / Andreu Marin (ESP) / David Sok (SLO)

Sydney Uni

| # | Surname and name | S | Goals / shots | | | | | | | | Attack | | | | | Def. | | | Penalties | | | TP | | |
|----|---------------------------|---|---------------|-----|------|-----|------|-----|-----|------|--------|-----|----|----|----|------|-----|----|-----------|----|----|----|---|-------|
| | | | Tot. | % | 9m | 6m | Wing | 7m | FB | Brk. | LD | As. | PC | E7 | E2 | TF | St. | C7 | Blk | YC | 2m | | R | B |
| 1 | SCHUBIGER Tim | S | | | | | | | | | | | | | | | | | | | | | | 45:21 |
| 2 | WARRENER Karl | | 2/2 | 100 | | 2/2 | | | | | | | | | | | | | | | | | | 17:45 |
| 5 | GREGORIO Icaro | S | 2/3 | 67 | | | 1/1 | 0/1 | 1/1 | | | | | | | | | | | | | | | 29:22 |
| 7 | DIPPE Kai | S | 3/5 | 60 | 0/1 | 3/4 | | | | | | | | | 1 | 2 | | | | | | | | 47:09 |
| 9 | DE KUYPER Nick | S | 5/9 | 56 | 3/7 | | | | | | | | | | 1 | 6 | | | | | | | | 32:44 |
| 10 | DURAND Florian | | 1/1 | 100 | | | | | | | | | | | | | | | | | | | | 16:23 |
| 11 | HANSEN Markus | S | 1/3 | 33 | 1/2 | | | | | | | | | | | | | | | | | | | 27:53 |
| 14 | EISENHUTH Lucas | | 1/2 | 50 | | | 1/1 | 0/1 | | | | | | | | | | | | | | | | 34:57 |
| 18 | TAPKEN Max | | 2/2 | 100 | | 1/1 | 1/1 | | | | | | | | | | | | | | | | | 19:40 |
| 19 | DHOUIOUI Hassen | | 0/1 | 0 | 0/1 | | | | | | | | | | | | | | | | | | | 19:16 |
| 21 | RAMPYAPEDI Matome | S | | | | | | | | | | | | | | | | | | | | | | 49:51 |
| 22 | SZKLARSKI Tomek | | 1/2 | 50 | | | | 1/2 | | | | | | | | | | | | | | | | 4:52 |
| 23 | BRAUN Joschua | | 2/3 | 67 | 0/1 | | | | | | | | | | 1 | 1 | 2 | | | | | | | 34:29 |
| 24 | MATLACH Mateusz Bronislaw | S | 3/7 | 43 | 3/7 | | | | | | | | | | | | | | | | | | | 31:45 |
| 28 | TAKKEN Maikel Johan | | | | | | | | | | | | | | | | | | | | | | | 8:33 |
| | Team / bench | | | | | | | | | | | | | | | | | | | | | | | |
| | UKUPNO | | 23/40 | 58 | 7/19 | 6/7 | 3/3 | 1/4 | 1/1 | 5/6 | 0/0 | 10 | 1 | 4 | 3 | 18 | 0 | 3 | 0 | 0 | 8 | 0 | 0 | |

| # | Surname and name | Saves / shots | | | | | | | | |
|----|---------------------|---------------|----|-----|-----|------|-----|-----|------|-----|
| | | Tot. | % | 9m | 6m | Wing | 7m | FB | Brk. | LD |
| 1 | SCHUBIGER Tim | 7/40 | 18 | 2/2 | 1/7 | 0/13 | 0/3 | 2/5 | 2/9 | 0/1 |
| 28 | TAKKEN Maikel Johan | 0/8 | 0 | 0/3 | | 0/2 | 0/1 | 0/1 | 0/1 | |
| | TOTAL | 7/48 | 15 | 2/5 | 1/7 | 0/15 | 0/4 | 2/6 | 2/10 | 0/1 |

Coach: Christoph Friedrich Scholl

Number of attacks: 56, Efficiency: 41%, Average Duration: 39.68 seconds

Attack by type of defense

| | Shots | 9m | 6m | Wing | TF | E7 | E2 |
|-------------|-------|------|-----|------|----|----|----|
| On def. 6-0 | 19/32 | 6/17 | 5/6 | 3/3 | 16 | 4 | 3 |
| On def. 5-1 | 2/3 | 1/2 | 1/1 | 0/0 | 2 | 0 | 0 |
| Fastbreak | 1/1 | | | | 0 | 0 | 0 |

Defense by type

| | Total | 9m | 6m | Wing | Stl. | C7 | 2m |
|-----------|-------|-----|-----|-------|------|----|----|
| Def. 6-0 | 32/40 | 3/6 | 6/8 | 15/15 | 0 | 3 | 8 |
| Fastbreak | 4/7 | | | | 0 | 0 | 0 |

Attack with superiority / minority / goalkeeper out

| | Attack | | | | Reaction | | |
|-----------------|--------|------|-------|----|----------|-----|------|
| | Att. | Eff. | Shots | TF | FB | LD | Tot. |
| 6 on 6 (GK out) | 3 | 0% | 0/1 | 2 | 0/0 | 1/1 | 1/1 |
| 6 on 6 | 44 | 41% | 18/30 | 14 | | | |
| 5 on 6 | 4 | 25% | 1/2 | 2 | | | |
| 6 on 5 (GK out) | 2 | 100% | 2/2 | 0 | 0/0 | 0/0 | 0/0 |
| 6 on 5 | 3 | 67% | 2/3 | 0 | | | |

Player superiority / GK out counted at the end of attack (in case it changes during attack)

Defense with superiority / minority / goalkeeper out

| | Attack | | | | Reaction | | |
|-----------------|--------|------|-------|----|----------|-----|------|
| | Att. | Eff. | Shots | TF | FB | LD | Tot. |
| 7 on 5 (GK out) | 1 | 100% | 1/1 | 0 | 0/0 | 0/0 | 0/0 |
| 6 on 6 (GK out) | 1 | 100% | 1/1 | 0 | 0/0 | 0/0 | 0/0 |
| 6 on 5 (GK out) | 1 | 100% | 1/1 | 0 | 0/0 | 0/0 | 0/0 |
| 6 on 6 | 43 | 67% | 29/37 | 6 | | | |
| 6 on 5 | 7 | 86% | 6/7 | 0 | | | |
| 6 on 4 | 2 | 100% | 2/2 | 0 | | | |
| 5 on 5 | 1 | 100% | 1/1 | 0 | | | |

Numbers show attacking numbers of opponent. Lower efficiency of opponent means better defense of this team

Jersey number Tot. Total shooting 6m 6m (line) shooting 9m 9m shooting Wng Wing shooting FB Fastbreak sh. 7m 7m penalty sh.
 Brk. Breakthrough sh. LD Long distance sh. As. Assists PC Pass clear chance E7 Earned 7m pen. TF Technical faults St. Steals
 2m 2m punishments C7. Committed 7m E2 Earned 2m pun. YC. Yellow cards R/B Red/Blue cards Blk. Blocks S Starting Line-up



2022 IHF Men's Super Globe
Saudi Arabia (Dammam)
 Group A, 1. round



Match Team Statistics

Match No. 2

SC Magdeburg 41 - 23 Sydney Uni
 (20 - 8) (21 - 15)

18.10.2022. 13:45

Attendance: 250

Dammam Sports Hall

Referees: Youcef Belkhir (ALG) / Andreu Marin (ESP) / David Sok (SLO)

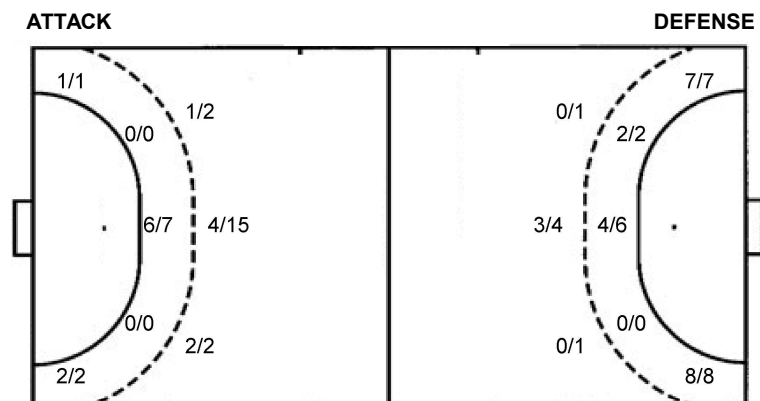
Shot distribution by player

| | | | | | | |
|------------------------------------|------------------------------------|--|---|-------------------------------------|--|---|
| 2 K. Warrener 1/1 2/2 | 5 I. Gregorio 0/1 2/2 | 7 K. Dippe 1/1 1/1 0/1 1/1 1 miss. | 9 N. de Kuyper 1/1 0/1 2/2 2/2 2 miss. 1 block | 10 F. Durand 1/1 | 11 M. Hansen 0/1 1/1 1 post | 14 L. Eisenhuth 1/1 1 post |
| 18 M. Tapken 1/1 1/1 | 19 H. Dhouioui 1 block | 21 M. Rampyapedi | 22 T. Szklarski 0/1 1/1 | 23 J. Braun 2/2 1 post | 24 M. Matlach 1/1 1/2 3 miss. | TOTAL 1/1 1/1 2/4 5/8 2/2 1/2 11/11 3 post 6 miss. 2 block |

Saves distribution goalkeepers

| | | |
|---|--|---|
| 1 T. Schubiger 0/3 0/1 3/5 1/2 1/6 1/12 0/1 1/9 | 28 M. Takken 0/2 0/1 0/2 0/3 | TOTAL 0/3 0/3 3/6 1/2 1/8 1/12 0/1 1/12 |
|---|--|---|

Shots by position



7m penalties 1/4
 Fastbreak 1/1
 Breakthrough 5/6
 Long dist. 0/0

7m penalties 4/4
 Fastbreak 4/7
 Breakthrough 8/11
 Long dist. 1/1

Shooting statistics

| Position | Goals | Sav. | Miss. | Post | Blk. | Total | % |
|--------------|-----------|----------|----------|----------|----------|-----------|-----------|
| Back (9m) | 7 | 2 | 6 | 2 | 2 | 19 | 37 |
| Line (6m) | 6 | 1 | 0 | 0 | 0 | 7 | 86 |
| Wing | 3 | 0 | 0 | 0 | 0 | 3 | 100 |
| 7m penalties | 1 | 2 | 0 | 1 | 0 | 4 | 25 |
| Fastbreak | 1 | 0 | 0 | 0 | 0 | 1 | 100 |
| Breakthrough | 5 | 1 | 0 | 0 | 0 | 6 | 83 |
| Total | 23 | 6 | 6 | 3 | 2 | 40 | 58 |

Jersey number Tot. Total shooting 6m 6m (line) shooting 9m 9m shooting Wng Wing shooting FB Fastbreak sh. 7m 7m penalty sh.
 Brk. Breakthrough sh. LD Long distance sh. As. Assists PC Pass clear chance E7 Earned 7m pen. TF Technical faults St. Steals
 2m 2m punishments C7. Committed 7m E2 Earned 2m pun. YC. Yellow cards R/B Red/Blue cards Blk. Blocks S Starting Line-up



2022 IHF Men's Super Globe

Saudi Arabia (Dammam)

Group A, 1. round



Match Team Statistics

Match No. 2

SC Magdeburg 41 - 23 Sydney Uni

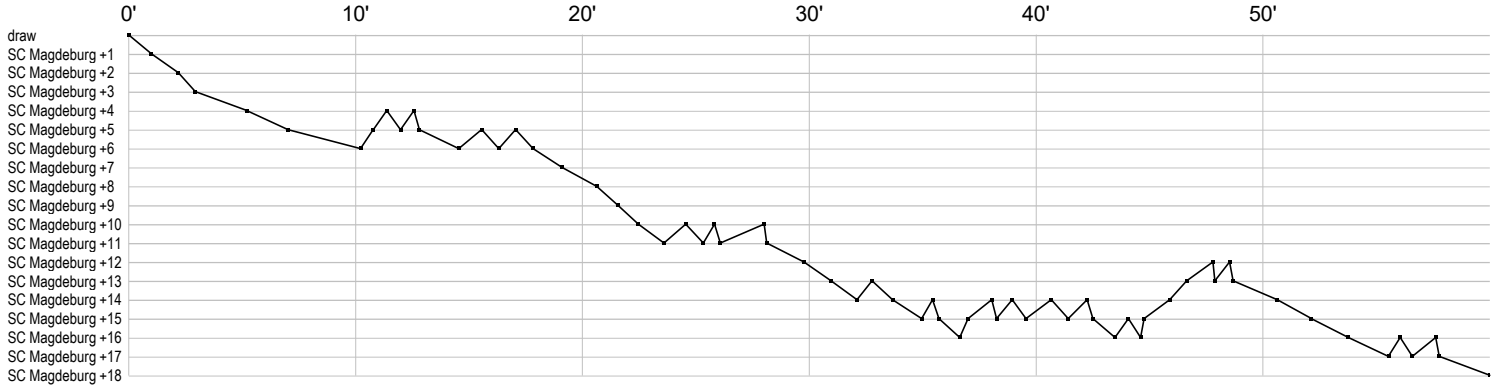
(20 - 8) (21 - 15)

18.10.2022. 13:45

Attendance: 250

Dammam Sports Hall

Referees: Youcef Belkhirri (ALG) / Andreu Marin (ESP) / David Sok (SLO)



SC Magdeburg

| | | | | | | | | |
|-----------------|---------|-------|-------|------------|-----|---------------|---------------|-----------|
| 1 Jensen M | s | s | r r r | r r | s t | r r r | r r r r r r s | r r |
| 2 Meister L | | g | ie | ie f g c a | | g | f g | g c g |
| 3 Chrapkowski | | | | | x | | x 2c | |
| 4 Ruddat E | | | | | | g | | g t |
| 10 Kristjansson | | | | | | | | |
| 11 Pettersson D | | | | | | g | g | g g |
| 14 Magnusson O | g g a | | g | g a g | t | | | |
| 17 Hornke T | g f f a | | g g g | ie | | | | |
| 20 Weber P | | g p i | t a | a | a | g | a g t | g c a g a |
| 22 Mertens L | g | g | | g g g g g | | | | |
| 23 Saugstrup M | | f | | | | | | g b |
| 24 O'Sullivan C | e f | | i b | ba a a g f | | a g | a | |
| 25 Bezjak M | | | | | | | | |
| 31 Smits K | a p p | f | a 2 | | | g g a p | f g a 2 | a |
| 34 Damgaard M | | | | | | f t | g i a g | f i |
| 80 Portner N | | | | | | r s r r r r r | r r s | |

Sydney Uni

| | | | | | | | |
|----------------|------------------|----------------------------|-----|-------------------|---------------|-----|-----------------|
| 1 Schubiger T | r r r s r s r ss | r r r r r sr r r r r r r r | | r r r r r s s r r | r r r r r r | | |
| 2 Warrner K | | a | 2c | | | g g | |
| 5 Gregorio I | t | g | g | f 2c | | | |
| 7 Dippe K | t f 2 | | i g | t | f g g 2 | | |
| 9 de Kuypere N | | | t | t t t g g t | | f | f g g i f t g f |
| 10 Durand F | | | | | | | a a g a e a |
| 11 Hansen M | f t t p | g a 2 | | | f a | | |
| 14 Eisenhuth L | | 2c 2 | | g | | | f |
| 18 Tapken M | | | | | | g | g |
| 19 Dhouioui H | | | f t | | | | e 2 |
| 21 Rampyapedi | | | | | | | |
| 22 Szklarski T | | | | | | g | f |
| 23 Braun J | | f | | | t g t g i e | | |
| 24 Matlach M | t f t | g | a e | | a f f a f | g g | |
| 28 Takken M | | | | r | r r r r r r r | | |

| | | | | | |
|-------------------|---------------|-------------------|-------------------------|--------------------|-----------------|
| In game | g Goal scored | f Missed shot | a Assist | t Technical faults | b Steal |
| 2 2min suspension | e Earned 7m | c Committed 7m | y Yellow card | r Red Card | k Blue card |
| i Earned 2min. | x Block | 4 4min suspension | p Pass for clear chance | s Saved shot | r Received goal |