



2024 IHF Men's Olympic Qualification Tournament



Tournament 3, 3. round

Match Team Statistics

Match No. 18

Hungary 30 - 27 Portugal

(16 - 16) (14 - 11)

17.3.2024. 21:00

Attendance: 6000

Tatabánya Arena

Referees: Robert Schulze (GER) / Tobias Toennies (GER)

Hungary

Players		Goals / shots									Attack					Def.			Penalties			TP		
#	Surname and name	S	Tot.	%	9m	6m	Wing	7m	FB	Brk.	LD	As.	PC	E7	E2	TF	St.	C7	Blk	YC	2m		R	B
2	SIPOS Adrián																	1	2			1	1	32:13
7	BÓKA Bendegúz	S	1/1	100			1/1									1								45:11
11	LIGETVÁRI Patrik																	1	1					25:17
16	MIKLER Roland	S																						13:57
24	FAZEKAS Gergő		2/3	67						2/3			2		1	3								22:34
26	RODRIGUEZ ALVAREZ Pedro																							
27	BÁNHIDI Bence	S	4/5	80		4/5								2	1				1					34:31
30	SZITA Zoltán	S	4/6	67	2/4					2/2		3	1		1	1								33:01
33	ANCSIN Gábor	S	2/4	50	1/2					1/2		1				1								27:32
39	BODÓ Richárd		1/3	33	1/3							1			2							1		29:17
43	ILIC Zoran		3/3	100						3/3		4				2	1	1				1		34:22
45	ROSTA Miklós		2/2	100		2/2																		5:44
61	BARTUCZ László															1								40:08
66	LÉKAI Máté	S	2/3	67						1/2	1/1	3		1	1	2								33:21
77	HANUSZ Egon																							
91	IMRE Bence	S	9/9	100			6/6	3/3																42:52
	Team / bench																							
	UKUPNO		30/39	77	4/9	6/7	7/7	3/3	0/0	9/12	1/1	12	3	3	4	13	1	3	4	0	3	1	0	

Goalkeepers		Saves / shots								
#	Surname and name	Tot.	%	9m	6m	Wing	7m	FB	Brk.	LD
16	MIKLER Roland	1/9	11	1/4	0/2	0/3				
61	BARTUCZ László	12/30	40	6/10	1/5	2/6	0/2	1/2	2/5	
	TOTAL	13/39	33	7/14	1/7	2/9	0/2	1/2	2/5	0/0

Coach: Jose Maria Rodriguez Vaquero

Number of attacks: 50, Efficiency: 60%, Average Duration: 33.80 seconds

Attack by type of defense

	Shots	9m	6m	Wing	TF	E7	E2
On def. 6-0	25/34	4/9	6/7	7/7	13	3	3
On def. 5-1	1/1	0/0	0/0	0/0	0	0	1
Fastbreak	0/0				0	0	0

Defense by type

	Total	9m	6m	Wing	Stl.	C7	2m
Def. 6-0	23/43	7/22	6/7	7/9	1	3	0
Fastbreak	2/3				0	0	3

Attack with superiority / minority / goalkeeper out

	Attack				Reaction		
	Att.	Eff.	Shots	TF	FB	LD	Tot.
7 on 6 (GK out)	1	100%	1/1	0	0/0	0/0	0/0
7 on 5 (GK out)	7	100%	7/7	0	0/0	0/1	0/1
6 on 6 (GK out)	5	20%	1/4	1	1/1	0/0	1/1
6 on 6	35	57%	20/24	11			
6 on 5	1	100%	1/1	0			
5 on 6	1	0%	0/0	1			

Player superiority / GK out counted at the end of attack (in case it changes during attack)

Defense with superiority / minority / goalkeeper out

	Attack				Reaction		
	Att.	Eff.	Shots	TF	FB	LD	Tot.
7 on 6 (GK out)	1	0%	0/1	0	0/0	0/0	0/0
6 on 6 (GK out)	4	25%	1/4	0	0/0	1/1	1/1
6 on 6	35	54%	19/32	3			
5 on 6	2	50%	1/2	0			
6 on 5	7	86%	6/7	0			

Numbers show attacking numbers of opponent. Lower efficiency of opponent means better defense of this team

Jersey number Tot. Total shooting 6m 6m (line) shooting 9m 9m shooting Wng Wing shooting FB Fastbreak sh. 7m 7m penalty sh.
 Brk. Breakthrough sh. LD Long distance sh. As. Assists PC Pass clear chance E7 Earned 7m pen. TF Technical faults St. Steals
 2m 2m punishments C7. Committed 7m E2 Earned 2m pun. YC. Yellow cards R/B Red/Blue cards Blk. Blocks S Starting Line-up

Handball statistics and livescore by Toma-soft ltd (www.toma-soft.hr)



2024 IHF Men's Olympic Qualification Tournament



Tournament 3, 3. round

Match Team Statistics

Match No. 18

Hungary 30 - 27 Portugal

(16 - 16) (14 - 11)

17.3.2024. 21:00

Attendance: 6000

Tatabánya Arena

Referees: Robert Schulze (GER) / Tobias Toennies (GER)

Shot distribution by player

2 A. Sipos [] [] [] [] [] [] [] [] []	7 B. Bóka [] [] [] [] [] [] 1/1 [] []	11 P. Ligetvári [] [] [] [] [] [] [] [] []	24 G. Fazekas [] [] 1/1 [] [] [] [] [] 1/1 1 miss.	26 P. Rodriguez Alvarez [] [] [] [] [] [] [] [] []	27 B. Bánhidi [] [] [] [] [] [] 3/3 1/1 1 miss.	30 Z. Szita [] [] [] [] [] [] 2/2 1/1 1/2
33 G. Ancsin [] [] [] 1/2 [] 1/1 [] [] [] 1 block	39 R. Bodó [] [] [] [] [] 1/1 0/1 [] [] 1 post	43 Z. Ilic [] [] [] [] [] 1/1 1/1 [] 1/1	45 M. Rosta [] [] [] [] [] [] 1/1 [] 1/1	66 M. Lékai [] [] [] 0/1 [] [] [] 1/1 1/1	77 E. Hanusz [] [] [] [] [] [] [] [] []	91 B. Imre 2/2 [] [] [] [] [] 2/2 1/1 4/4

TOTAL

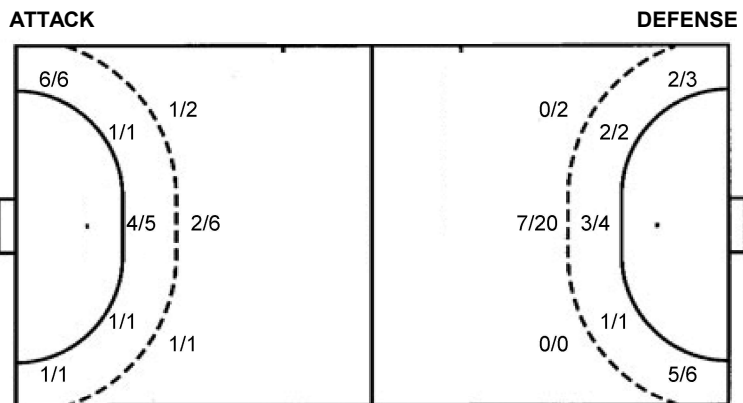
2/2	[]	1/1
1/3	0/1	3/3
10/11	4/4	9/10

1 post 2 miss. 1 block

Saves distribution goalkeepers

16 R. Mikler 0/1 0/1 0/1 [] [] 1/1 0/2 0/1 0/2	61 L. Bartucz 2/3 [] 2/3 2/4 1/1 3/4 1/5 1/7 0/3	TOTAL 2/4 0/1 2/4 2/4 1/1 4/5 1/7 1/8 0/5
--	---	---

Shots by position



7m penalties 3/3
Fastbreak 0/0
Breakthrough 9/12
Long dist. 1/1

7m penalties 2/3
Fastbreak 2/3
Breakthrough 3/5
Long dist. 0/1

Shooting statistics

Position	Goals	Sav.	Miss.	Post	Blk.	Total	%
Back (9m)	4	3	0	1	1	9	44
Line (6m)	6	0	1	0	0	7	86
Wing	7	0	0	0	0	7	100
7m penalties	3	0	0	0	0	3	100
Fastbreak	0	0	0	0	0	0	0
Breakthrough	9	2	1	0	0	12	75
Total	29	5	2	1	1	38	76

Jersey number Tot. Total shooting 6m 6m (line) shooting 9m 9m shooting Wng Wing shooting FB Fastbreak sh. 7m 7m penalty sh.
Brk. Breakthrough sh. LD Long distance sh. As. Assists PC Pass clear chance E7 Earned 7m pen. TF Technical faults St. Steals
2m 2m punishments C7. Committed 7m E2 Earned 2m pun. YC. Yellow cards R/B Red/Blue cards Blk. Blocks S Starting Line-up

Handball statistics and livescore by Toma-soft ltd (www.toma-soft.hr)



2024 IHF Men's Olympic Qualification Tournament



Tournament 3, 3. round

Match Team Statistics

Match No. 18

Hungary 30 - 27 Portugal

(16 - 16) (14 - 11)

17.3.2024. 21:00

Attendance: 6000

Tatabánya Arena

Referees: Robert Schulze (GER) / Tobias Toennies (GER)

Portugal

#	Surname and name	S	Goals / shots								Attack				Def.			Penalties				TP						
			Tot.	%	9m	6m	Wing	7m	FB	Brk.	LD	As.	PC	E7	E2	TF	St.	C7	Blk	YC	2m		R	B				
4	PORTELA Pedro	S	6/7	86													2	1										37:21
5	DUARTE Gilberto		1/1	100																								12:55
10	MARTINS Miguel	S	1/4	25	1/4																							24:05
14	SILVA Rui		1/5	20	0/3																							23:45
16	MARQUES Diogo																											40:11
21	FERNANDES Leonel	S	3/5	60		1/1	2/3		0/1																			52:09
22	BORGES Alexis																											17:17
23	BRANQUINHO Diogo																											2:39
24	CAVALCANTI Alexandre	S	1/2	50	1/2																							34:04
25	AREIA António		3/4	75				3/3	0/1																			16:07
26	COSTA Francisco		1/4	25	1/3																							36:44
31	SALVADOR Salvador	S	0/1	0	0/1																							24:46
41	CAPDEVILLE Gustavo	S																										16:13
55	NAZARE Joaquim		0/1	0	0/1																							1:06
79	COSTA Martim		5/9	56	4/8																							32:47
82	FRADE Luís	S	5/7	71		5/6																						47:51
	Team / bench																											
	UKUPNO		27/50	54	7/22	6/7	7/9	2/3	2/3	3/5	0/1	16	6	3	3	3	3	8	3	1	1	4	0	0				

#	Surname and name	Saves / shots								
		Tot.	%	9m	6m	Wing	7m	FB	Brk.	LD
16	MARQUES Diogo	5/22	23	3/4	0/5	0/4	0/2		2/7	
41	CAPDEVILLE Gustavo	0/12	0	0/3	0/1	0/3	0/1		0/4	
	TOTAL	5/34	15	3/7	0/6	0/7	0/3	1/0	2/11	0/0

Coach: Paulo Pereira

Number of attacks: 49, Efficiency: 55%, Average Duration: 38.77 seconds

Attack by type of defense

	Shots	9m	6m	Wing	TF	E7	E2
On def. 6-0	23/43	7/22	6/7	7/9	3	3	3
Fastbreak	2/3				0	0	0

Defense by type

	Total	9m	6m	Wing	Stl.	C7	2m
Def. 6-0	25/34	4/9	6/7	7/7	8	3	0
Def. 5-1	1/1	0/0	0/0	0/0	0	0	0
Fastbreak	0/0				0	0	4

Attack with superiority / minority / goalkeeper out

	Attack				Reaction		
	Att.	Eff.	Shots	TF	FB	LD	Tot.
7 on 6 (GK out)	1	0%	0/1	0	0/0	0/0	0/0
6 on 6 (GK out)	4	25%	1/4	0	0/0	1/1	1/1
6 on 6	35	54%	19/32	3			
5 on 6	2	50%	1/2	0			
6 on 5	7	86%	6/7	0			

Player superiority / GK out counted at the end of attack (in case it changes during attack)

Defense with superiority / minority / goalkeeper out

	Attack				Reaction		
	Att.	Eff.	Shots	TF	FB	LD	Tot.
7 on 6 (GK out)	1	100%	1/1	0	0/0	0/0	0/0
7 on 5 (GK out)	7	100%	7/7	0	0/0	0/1	0/1
6 on 6 (GK out)	5	20%	1/4	1	1/1	0/0	1/1
6 on 6	35	57%	20/24	11			
6 on 5	1	100%	1/1	0			
5 on 6	1	0%	0/0	1			

Numbers show attacking numbers of opponent. Lower efficiency of opponent means better defense of this team

Jersey number Tot. Total shooting 6m 6m (line) shooting 9m 9m shooting Wng Wing shooting FB Fastbreak sh. 7m 7m penalty sh.
 Brk. Breakthrough sh. LD Long distance sh. As. Assists PC Pass clear chance E7 Earned 7m pen. TF Technical faults St. Steals
 2m 2m punishments C7. Committed 7m E2 Earned 2m pun. YC. Yellow cards R/B Red/Blue cards Blk. Blocks S Starting Line-up

Handball statistics and livescore by Toma-soft ltd (www.toma-soft.hr)



2024 IHF Men's Olympic Qualification Tournament



Tournament 3, 3. round

Match Team Statistics

Match No. 18

Hungary 30 - 27 Portugal

(16 - 16) (14 - 11)

17.3.2024. 21:00

Attendance: 6000

Tatabánya Arena

Referees: Robert Schulze (GER) / Tobias Toennies (GER)

Shot distribution by player

4 P. Portela

1/2	1/1	
1/1		
1/1	2/2	

5 G. Duarte

1/1		

10 M. Martins

		0/2
		1/1

1 miss.

14 R. Silva

0/1		
0/1	1/1	

2 block

21 L. Fernandes

		1/2
		0/1
1/1	1/1	

22 A. Borges

23 D. Branquinho

24 A. Cavalcanti

1/1		

1 block

25 A. Areia

		1/1
1/1		1/1

1 post

26 F. Costa

0/2		
		1/1

1 block

31 S. Salvador

		0/1

55 J. Nazaré

		0/1

79 M. Costa

		0/1
1/1	2/2	2/2

1 post 2 miss.

82 L. Frade

	1/1		1/2
1/1	2/2		

1 miss.

TOTAL

2/4	1/1	2/4
2/4	0/1	1/5
6/7	8/9	5/5

2 post 4 miss. 4 block

Saves distribution goalkeepers

16 D. Marques

0/1		0/1
2/2	1/1	0/1
1/7	0/1	1/8

41 G. Capdeville

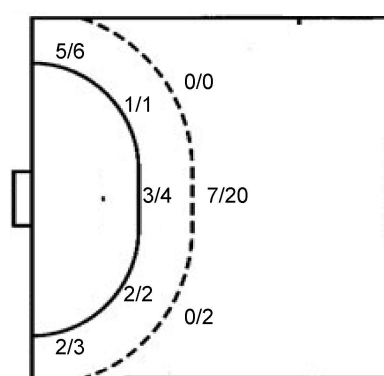
0/1		
0/1		0/2
0/4	0/2	0/2

TOTAL

0/2		0/1
2/3	1/1	0/3
1/11	0/3	1/10

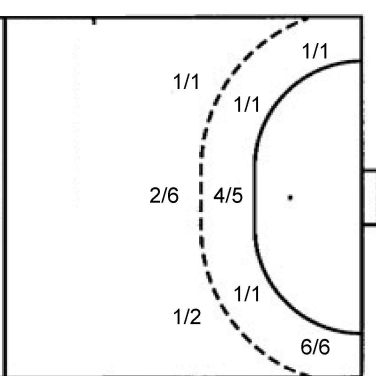
Shots by position

ATTACK



7m penalties 2/3
Fastbreak 2/3
Breakthrough 3/5
Long dist. 0/1

DEFENSE



7m penalties 3/3
Fastbreak 0/0
Breakthrough 9/12
Long dist. 1/1

Shooting statistics

Position	Goals	Sav.	Miss.	Post	Blk.	Total	%
Back (9m)	7	7	3	1	4	22	32
Line (6m)	6	1	0	0	0	7	86
Wing	7	2	0	0	0	9	78
7m penalties	2	0	0	1	0	3	67
Fastbreak	2	1	0	0	0	3	67
Breakthrough	3	2	0	0	0	5	60
Total	27	13	3	2	4	49	55

Jersey number Tot. Total shooting 6m 6m (line) shooting 9m 9m shooting Wng Wing shooting FB Fastbreak sh. 7m 7m penalty sh.
Brk. Breakthrough sh. LD Long distance sh. As. Assists PC Pass clear chance E7 Earned 7m pen. TF Technical faults St. Steals
2m 2m punishments C7. Committed 7m E2 Earned 2m pun. YC. Yellow cards R/B Red/Blue cards Blk. Blocks S Starting Line-up

Handball statistics and livescore by Toma-soft ltd (www.toma-soft.hr)

