



2024 IHF Men's Olympic Qualification Tournament



Tournament 3, 2. round

Match Team Statistics
Match No. 15

Portugal 37 - 29 Tunisia

(18 - 12) (19 - 17)

16.3.2024. 17:00
Attendance: 3000
Tatabánya Arena

Referees: Robert Schulze (GER) / Tobias Toennies (GER)

Portugal

Players		Goals / shots										Attack					Def.			Penalties				TP	
#	Surname and name	S	Tot.	%	9m	6m	Wing	7m	FB	Brk.	LD	As.	PC	E7	E2	TF	St.	C7	Blk	YC	2m	R	B		
4	PORTELA Pedro		3/6	50			1/3	1/1	1/2																25:46
5	DUARTE Gilberto	S	0/1	0	0/1													1							19:53
10	MARTINS Miguel		3/3	100	2/2					1/1		8	2	1		2	1								27:13
14	SILVA Rui	S	2/3	67	1/2					1/1		2	1			4	1								21:14
16	MARQUES Diogo													1											13:10
21	FERNANDES Leonel		3/3	100			3/3									1									17:11
22	BORGES Alexis	S	3/3	100		3/3						1	1			2	1		1		1				36:52
23	BRANQUINHO Diogo		3/5	60		0/1	1/1		2/3			1	1				1								32:47
24	CAVALCANTI Alexandre	S	4/5	80	2/3					2/2		1					1			2					40:21
25	AREIA António	S	2/3	67				2/2	0/1			1			1										30:00
26	COSTA Francisco																								
31	SALVADOR Salvador		3/6	50	0/1	1/2				2/2	0/1	3	2			1		1							35:34
41	CAPDEVILLE Gustavo	S										2				1									41:45
55	NAZARE Joaquim	S	4/8	50	0/2				4/4	0/2		1	2	1		3	2					1			44:59
79	COSTA Martim		1/2	50	1/1					0/1		1		1		2									13:38
82	FRADE Luís		6/7	86		5/5			1/2								1		1						19:37
	Team / bench																								
	UKUPNO		37/55	67	6/12	9/11	5/7	3/3	8/12	6/9	0/1	21	10	3	1	17	7	2	4	0	2	0	0		

Goalkeepers		Saves / shots									
#	Surname and name	Tot.	%	9m	6m	Wing	7m	FB	Brk.	LD	
16	MARQUES Diogo	2/15	13	0/2	0/4	1/3	0/1	0/1	1/4		
41	CAPDEVILLE Gustavo	13/28	46	7/12	1/1	2/5	0/1	0/2	3/7		
	TOTAL	15/43	35	7/14	1/5	3/8	0/2	0/3	4/11	0/0	

Coach: Paulo Pereira

Number of attacks: 68, Efficiency: 54%, Average Duration: 26.35 seconds

Attack by type of defense

	Shots	9m	6m	Wing	TF	E7	E2
On def. 6-0	26/39	6/12	9/11	5/7	16	3	1
On def. 5-1	0/0	0/0	0/0	0/0	1	0	0
Fastbreak	8/12				0	0	0

Defense by type

	Total	9m	6m	Wing	Stl.	C7	2m
Def. 6-0	18/37	6/17	4/5	2/4	5	2	0
Def. 4-2	3/8	1/5	0/0	1/2	2	0	0
Fastbreak	3/3				0	0	2

Attack with superiority / minority / goalkeeper out

	Attack				Reaction		
	Att.	Eff.	Shots	TF	FB	LD	Tot.
7 on 6 (GK out)	7	86%	6/7	0	0/0	0/0	0/0
6 on 6 (GK out)	3	33%	1/1	2	0/0	1/1	1/1
6 on 6	55	53%	29/41	14			
6 on 5	3	33%	1/2	1			

Player superiority / GK out counted at the end of attack (in case it changes during attack)

Defense with superiority / minority / goalkeeper out

	Attack				Reaction		
	Att.	Eff.	Shots	TF	FB	LD	Tot.
6 on 6	60	43%	26/44	16			
5 on 6	1	0%	0/1	0			
6 on 5	3	100%	3/3	0			

Numbers show attacking numbers of opponent. Lower efficiency of opponent means better defense of this team

Jersey number Tot. Total shooting 6m 6m (line) shooting 9m 9m shooting Wng Wing shooting FB Fastbreak sh. 7m 7m penalty sh.
 Brk. Breakthrough sh. LD Long distance sh. As. Assists PC Pass clear chance E7 Earned 7m pen. TF Technical faults St. Steals
 2m 2m punishments C7. Committed 7m E2 Earned 2m pun. YC. Yellow cards R/B Red/Blue cards Blk. Blocks S Starting Line-up

Handball statistics and livescore by Toma-soft ltd (www.toma-soft.hr)



2024 IHF Men's Olympic Qualification Tournament



Tournament 3, 2. round

Match Team Statistics

Match No. 15

Portugal 37 - 29 Tunisia

(18 - 12) (19 - 17)

16.3.2024. 17:00

Attendance: 3000

Tatabánya Arena

Referees: Robert Schulze (GER) / Tobias Toennies (GER)

Shot distribution by player

4 P. Portela

1/1		0/2
1/1	0/1	1/1

5 G. Duarte

		0/1

10 M. Martins

	1/1	1/1
	1/1	

14 R. Silva

0/1		
1/1	1/1	

21 L. Fernandes

		1/1
1/1	1/1	

22 A. Borges

		1/1
1/1		1/1

23 D. Branquinho

		0/1
2/2		1/1

0/1 lob

24 A. Cavalcanti

	1/1	
0/1		1/1
1/1	1/1	

25 A. Areia

	1/2	
		1/1

26 F. Costa

31 S. Salvador

		0/1
		1/1
		2/2

1 post 1 miss.

55 J. Nazaré

2/3		0/1
2/3		

1 block

79 M. Costa

1/1		

1 post

82 L. Frade

0/1		3/3
2/2		1/1

TOTAL

1/1	2/3	2/3
3/7	1/1	6/10
11/12	4/5	7/8

2 post 1 miss. 1 block 0/1 lob

Saves distribution goalkeepers

16 D. Marques

		0/4
0/2		1/1
0/1	0/1	1/6

41 G. Capdeville

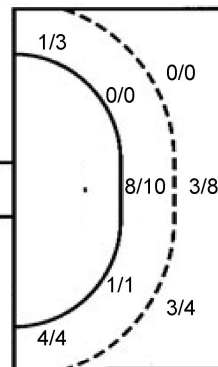
	1/1	1/2
6/10		1/4
0/2	0/2	4/7

TOTAL

	1/1	1/6
6/12		2/5
0/3	0/3	5/13

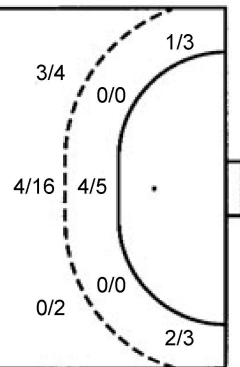
Shots by position

ATTACK



7m penalties	3/3
Fastbreak	8/12
Breakthrough	6/9
Long dist.	0/1

DEFENSE



7m penalties	2/2
Fastbreak	3/3
Breakthrough	7/12
Long dist.	1/1

Shooting statistics

Position	Goals	Sav.	Miss.	Post	Blk.	Total	%
Back (9m)	6	5	0	0	1	12	50
Line (6m)	9	1	0	1	0	11	82
Wing	5	2	0	0	0	7	71
7m penalties	3	0	0	0	0	3	100
Fastbreak	8	4	0	0	0	12	67
Breakthrough	6	2	0	1	0	9	67
Total	37	14	0	2	1	54	69

Jersey number Tot. Total shooting 6m 6m (line) shooting 9m 9m shooting Wng Wing shooting FB Fastbreak sh. 7m 7m penalty sh.
 Brk. Breakthrough sh. LD Long distance sh. As. Assists PC Pass clear chance E7 Earned 7m pen. TF Technical faults St. Steals
 2m 2m punishments C7. Committed 7m E2 Earned 2m pun. YC. Yellow cards R/B Red/Blue cards Blk. Blocks S Starting Line-up

Handball statistics and livescore by Toma-soft ltd (www.toma-soft.hr)



2024 IHF Men's Olympic Qualification Tournament



Tournament 3, 2. round

Match Team Statistics
Match No. 15

Portugal 37 - 29 Tunisia
(18 - 12) (19 - 17)

16.3.2024. 17:00
Attendance: 3000
Tatabánya Arena

Referees: Robert Schulze (GER) / Tobias Toennies (GER)

Tunisia

Players		Goals / shots									Attack				Def.			Penalties				TP			
#	Surname and name	S	Tot.	%	9m	6m	Wing	7m	FB	Brk.	LD	As.	PC	E7	E2	TF	St.	C7	Blk	YC	2m	R	B		
10	ABDELLI Bilel		2/2	100						2/2							1								3:36
13	AIDI Mohamed Aziz	S	0/3	0	0/3							1	1					1	1						27:51
22	MAAREF Yousef		2/7	29	1/5					0/1	1/1			1	1		1								35:19
23	RIKI Oussama	S	2/2	100			1/1		1/1													1			29:51
25	BEN SALAH Abdelhak	S	1/3	33	1/3							1				1									14:31
27	RZIG Issam	S	4/5	80			1/2	2/2	1/1			1				1									44:21
28	BACHA Hazem		3/7	43	3/6					0/1		1	1			4									22:36
55	TOUMI Ghassen		1/2	50			1/2																		28:51
71	DARMOUL Mohamed Amine		3/5	60			1/2			2/3		1	1	1		3									21:10
72	BEN HAMOUDA Mohamed Aziz																								
90	CHOUIREF Marouan	S	0/1	0	0/1							1	1			2	1								27:03
93	BEN TEKAYA Fradj															1									30:00
94	HARBAOUI Mehdi Sadri	S																							28:32
96	BEN ABDALLAH Anouar	S	4/7	57	0/1	1/1	1/1			2/4			1			3	1								52:46
97	MARGHELI Achraf		4/6	67	2/4				1/1	1/1		3													20:54
98	JBELI Islem		3/3	100		3/3						1	1	1			2	2							32:39
	Team / bench																				1				
	UKUPNO		29/53	55	7/22	4/5	5/8	2/2	3/3	7/12	1/1	10	6	3	1	16	5	3	1	1	1	0	0		

Goalkeepers		Saves / shots								
#	Surname and name	Tot.	%	9m	6m	Wing	7m	FB	Brk.	LD
93	BEN TEKAYA Fradj	10/29	34	4/7	0/5	2/7	0/1	2/4	2/5	
94	HARBAOUI Mehdi Sadri	4/22	18	1/4	1/5		0/2	2/8	0/3	
	TOTAL	14/51	27	5/11	1/10	2/7	0/3	4/12	2/8	0/0

Coach: Patrick Jamy Cazal

Number of attacks: 64, Efficiency: 45%, Average Duration: 28.13 seconds

Attack by type of defense

	Shots	9m	6m	Wing	TF	E7	E2
On def. 6-0	18/37	6/17	4/5	2/4	14	3	0
On def. 4-2	3/8	1/5	0/0	1/2	2	0	1
Fastbreak	3/3				0	0	0

Defense by type

	Total	9m	6m	Wing	Stl.	C7	2m
Def. 6-0	26/39	6/12	9/11	5/7	5	3	0
Def. 5-1	0/0	0/0	0/0	0/0	0	0	0
Fastbreak	8/12				0	0	1

Attack with superiority / minority / goalkeeper out

	Attack				Reaction		
	Att.	Eff.	Shots	TF	FB	LD	Tot.
6 on 6	60	43%	26/44	16			
5 on 6	1	0%	0/1	0			
6 on 5	3	100%	3/3	0			

Player superiority / GK out counted at the end of attack (in case it changes during attack)

Defense with superiority / minority / goalkeeper out

	Attack				Reaction		
	Att.	Eff.	Shots	TF	FB	LD	Tot.
7 on 6 (GK out)	7	86%	6/7	0	0/0	0/0	0/0
6 on 6 (GK out)	3	33%	1/1	2	0/0	1/1	1/1
6 on 6	55	53%	29/41	14			
6 on 5	3	33%	1/2	1			

Numbers show attacking numbers of opponent. Lower efficiency of opponent means better defense of this team

Jersey number Tot. Total shooting 6m 6m (line) shooting 9m 9m shooting Wng Wing shooting FB Fastbreak sh. 7m 7m penalty sh.
Brk. Breakthrough sh. LD Long distance sh. As. Assists PC Pass clear chance E7 Earned 7m pen. TF Technical faults St. Steals
2m 2m punishments C7. Committed 7m E2 Earned 2m pun. YC. Yellow cards R/B Red/Blue cards Blk. Blocks S Starting Line-up



2024 IHF Men's Olympic Qualification Tournament



Tournament 3, 2. round

Match Team Statistics

Match No. 15

Portugal 37 - 29 Tunisia

(18 - 12) (19 - 17)

16.3.2024. 17:00

Attendance: 3000

Tatabánya Arena

Referees: Robert Schulze (GER) / Tobias Toennies (GER)

Shot distribution by player

10 B. Abdelli	13 M. Aidi	22 Y. Maaref	23 O. Rmiki	25 A. Ben Salah	27 I. Rzig	28 H. Bacha																																																															
<table border="1"><tr><td></td><td></td><td>1/1</td></tr><tr><td></td><td></td><td></td></tr><tr><td></td><td>1/1</td><td></td></tr></table>			1/1					1/1		<table border="1"><tr><td></td><td></td><td></td></tr><tr><td></td><td></td><td></td></tr><tr><td></td><td></td><td>0/1</td></tr></table> 2 block									0/1	<table border="1"><tr><td></td><td></td><td>0/1</td></tr><tr><td>1/1</td><td></td><td></td></tr><tr><td></td><td>1/1</td><td>0/2</td></tr></table> 1 post 1 block			0/1	1/1				1/1	0/2	<table border="1"><tr><td></td><td></td><td></td></tr><tr><td></td><td></td><td></td></tr><tr><td>1/1</td><td></td><td>1/1</td></tr></table>							1/1		1/1	<table border="1"><tr><td></td><td></td><td></td></tr><tr><td></td><td></td><td></td></tr><tr><td></td><td></td><td>1/1</td></tr></table> 2 miss.									1/1	<table border="1"><tr><td></td><td></td><td></td></tr><tr><td>2/3</td><td></td><td>1/1</td></tr><tr><td></td><td>1/1</td><td></td></tr></table>				2/3		1/1		1/1		<table border="1"><tr><td></td><td></td><td></td></tr><tr><td>1/4</td><td></td><td>2/2</td></tr><tr><td></td><td></td><td>0/1</td></tr></table>				1/4		2/2			0/1
		1/1																																																																			
	1/1																																																																				
		0/1																																																																			
		0/1																																																																			
1/1																																																																					
	1/1	0/2																																																																			
1/1		1/1																																																																			
		1/1																																																																			
2/3		1/1																																																																			
	1/1																																																																				
1/4		2/2																																																																			
		0/1																																																																			
55 G. Toumi	71 M. Darmoul	72 M. Ben Hamouda	90 M. Chouiref	96 A. Ben Abdallah	97 A. Margheli	98 I. Jbeli																																																															
<table border="1"><tr><td></td><td></td><td></td></tr><tr><td>1/1</td><td></td><td>0/1</td></tr><tr><td></td><td></td><td></td></tr></table>				1/1		0/1				<table border="1"><tr><td></td><td></td><td>1/1</td></tr><tr><td>0/1</td><td></td><td></td></tr><tr><td></td><td>1/1</td><td>1/1</td></tr></table> 1 post			1/1	0/1				1/1	1/1	<table border="1"><tr><td></td><td></td><td></td></tr><tr><td></td><td></td><td></td></tr><tr><td></td><td></td><td></td></tr></table>										<table border="1"><tr><td></td><td></td><td></td></tr><tr><td>0/1</td><td></td><td></td></tr><tr><td></td><td></td><td></td></tr></table>				0/1						<table border="1"><tr><td></td><td>0/1</td><td>1/1</td></tr><tr><td>1/1</td><td></td><td>0/1</td></tr><tr><td>2/2</td><td></td><td></td></tr></table> 1 block		0/1	1/1	1/1		0/1	2/2			<table border="1"><tr><td></td><td></td><td></td></tr><tr><td></td><td></td><td></td></tr><tr><td></td><td>4/5</td><td></td></tr></table> 1 post								4/5		<table border="1"><tr><td></td><td></td><td>2/2</td></tr><tr><td></td><td></td><td></td></tr><tr><td></td><td></td><td>1/1</td></tr></table>			2/2						1/1
1/1		0/1																																																																			
		1/1																																																																			
0/1																																																																					
	1/1	1/1																																																																			
0/1																																																																					
	0/1	1/1																																																																			
1/1		0/1																																																																			
2/2																																																																					
	4/5																																																																				
		2/2																																																																			
		1/1																																																																			

TOTAL

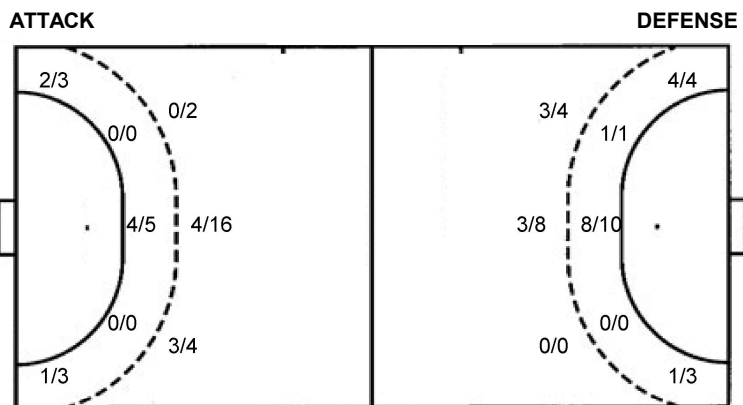
	0/1	5/6
6/12		3/5
3/3	4/4	8/13

3 post 2 miss. 4 block

Saves distribution goalkeepers

93 F. Ben Tekaya	94 M. Harbaoui	TOTAL																											
<table border="1"><tr><td>0/1</td><td>0/1</td><td>1/3</td></tr><tr><td>3/5</td><td></td><td>4/9</td></tr><tr><td>1/5</td><td>1/2</td><td>0/3</td></tr></table>	0/1	0/1	1/3	3/5		4/9	1/5	1/2	0/3	<table border="1"><tr><td></td><td>1/2</td><td></td></tr><tr><td>1/2</td><td>0/1</td><td>0/1</td></tr><tr><td>0/7</td><td>0/3</td><td>1/5</td></tr></table>		1/2		1/2	0/1	0/1	0/7	0/3	1/5	<table border="1"><tr><td>0/1</td><td>1/3</td><td>1/3</td></tr><tr><td>4/7</td><td>0/1</td><td>4/10</td></tr><tr><td>1/12</td><td>1/5</td><td>1/8</td></tr></table>	0/1	1/3	1/3	4/7	0/1	4/10	1/12	1/5	1/8
0/1	0/1	1/3																											
3/5		4/9																											
1/5	1/2	0/3																											
	1/2																												
1/2	0/1	0/1																											
0/7	0/3	1/5																											
0/1	1/3	1/3																											
4/7	0/1	4/10																											
1/12	1/5	1/8																											

Shots by position



7m penalties 2/2
Fastbreak 3/3
Breakthrough 7/12
Long dist. 1/1

7m penalties 3/3
Fastbreak 8/12
Breakthrough 6/9
Long dist. 0/1

Shooting statistics

Position	Goals	Sav.	Miss.	Post	Blk.	Total	%
Back (9m)	7	7	2	2	4	22	32
Line (6m)	4	1	0	0	0	5	80
Wing	3	3	0	0	0	6	50
7m penalties	2	0	0	0	0	2	100
Fastbreak	3	0	0	0	0	3	100
Breakthrough	7	4	0	1	0	12	58
Total	26	15	2	3	4	50	52

Jersey number Tot. Total shooting 6m 6m (line) shooting 9m 9m shooting Wng Wing shooting FB Fastbreak sh. 7m 7m penalty sh.
Brk. Breakthrough sh. LD Long distance sh. As. Assists PC Pass clear chance E7 Earned 7m pen. TF Technical faults St. Steals
2m 2m punishments C7. Committed 7m E2 Earned 2m pun. YC. Yellow cards R/B Red/Blue cards Blk. Blocks S Starting Line-up

Handball statistics and livescore by Toma-soft ltd (www.toma-soft.hr)

