



2024 IHF Men's Olympic Qualification Tournament



Tournament 3, 1. round

Match Team Statistics

Match No. 14

Hungary 33 - 24 Tunisia

(17 - 10) (16 - 14)

14.3.2024. 21:00

Attendance: 4975

Tatabánya Arena

Referees: Ivan Pavicevic (MNE) / Milos Raznatovic (MNE)

Hungary

Players		Goals / shots									Attack					Def.			Penalties			TP			
#	Surname and name	S	Tot.	%	9m	6m	Wing	7m	FB	Brk.	LD	As.	PC	E7	E2	TF	St.	C7	Blk	YC	2m		R	B	
2	SIPOS Adrián		1/1	100					1/1													2			24:58
7	BÓKA Bendegúz	S	4/5	80			4/5											1							40:10
10	KRAKOVSZKI Zsolt		0/1	0					0/1						1	1						1			29:22
11	LIGETVARI Patrik											2						2		1					25:07
16	MIKLER Roland	S																							35:27
24	FAZEKAS Gergő												1												11:28
27	BÁNHIDI Bence	S	3/3	100	1/1	2/2						1		3	2			1				1			27:23
30	SZITA Zoltán	S	1/3	33	1/3							1	2	1	1										28:34
33	ANCSIN Gábor	S	3/5	60	2/3		0/1			1/1		2				2									33:21
39	BODÓ Richárd		4/6	67	3/5		1/1					3	3		2	4									36:26
43	ILIC Zoran		2/3	67	0/1				1/1	1/1		2	1					1							26:30
45	ROSTA Miklós		3/3	100		1/1		2/2									1			1		1			17:44
61	BARTUCZ László																								19:28
66	LÉKAI Máté		6/8	75	1/2			3/4		1/1	1/1	4	2	1	1										31:43
77	HANUSZ Egon	S	2/4	50	0/1				1/1	1/2		1					1								14:51
91	IMRE Bence	S	4/6	67			4/6																		17:18
	Team / bench																								
	UKUPNO		33/48	69	8/16	3/3	9/13	5/6	3/4	4/5	1/1	16	9	6	7	8	5	1	2	0	5	0	0		

Goalkeepers		Saves / shots								
#	Surname and name	Tot.	%	9m	6m	Wing	7m	FB	Brk.	LD
16	MIKLER Roland	8/23	35	5/11	1/1	1/3	0/1		1/7	
61	BARTUCZ László	4/12	33	1/5	2/2	0/1			1/4	
	TOTAL	12/35	34	6/16	3/3	1/4	0/1	0/0	2/11	0/0

Coach: Jose Maria Rodriguez Vaquero

Number of attacks: 53, Efficiency: 62%, Average Duration: 33.38 seconds

Attack by type of defense

	Shots	9m	6m	Wing	TF	E7	E2
On def. 6-0	24/37	8/16	3/3	9/13	8	6	7
Fastbreak	3/4				0	0	0

Defense by type

	Total	9m	6m	Wing	Stl.	C7	2m
Def. 6-0	22/41	10/23	0/3	3/4	5	1	0
Fastbreak	0/2				0	0	5

Attack with superiority / minority / goalkeeper out

	Attack				Reaction		
	Att.	Eff.	Shots	TF	FB	LD	Tot.
7 on 6 (GK out)	3	33%	1/2	1	0/1	0/0	0/1
6 on 6 (GK out)	6	50%	3/5	1	0/0	1/1	1/1
6 on 5 (GK out)	1	100%	1/1	0	0/0	0/0	0/0
6 on 6	31	58%	18/26	5			
6 on 5	12	83%	10/11	1			

Player superiority / GK out counted at the end of attack (in case it changes during attack)

Defense with superiority / minority / goalkeeper out

	Attack				Reaction		
	Att.	Eff.	Shots	TF	FB	LD	Tot.
7 on 6 (GK out)	2	100%	2/2	0	0/0	0/0	0/0
6 on 6 (GK out)	10	30%	3/7	3	0/0	1/1	1/1
6 on 6	31	42%	13/27	4			
7 on 5 (GK out)	1	100%	1/1	0	0/0	0/0	0/0
6 on 5	8	63%	5/6	2			
5 on 5	1	0%	0/1	0			

Numbers show attacking numbers of opponent. Lower efficiency of opponent means better defense of this team

Jersey number Tot. Total shooting 6m 6m (line) shooting 9m 9m shooting Wng Wing shooting FB Fastbreak sh. 7m 7m penalty sh.
 Brk. Breakthrough sh. LD Long distance sh. As. Assists PC Pass clear chance E7 Earned 7m pen. TF Technical faults St. Steals
 2m 2m punishments C7. Committed 7m E2 Earned 2m pun. YC. Yellow cards R/B Red/Blue cards Blk. Blocks S Starting Line-up



2024 IHF Men's Olympic Qualification Tournament



Tournament 3, 1. round

Match Team Statistics

Match No. 14

Hungary 33 - 24 Tunisia

(17 - 10) (16 - 14)

14.3.2024. 21:00

Attendance: 4975

Tatabánya Arena

Referees: Ivan Pavicevic (MNE) / Milos Raznatovic (MNE)

Shot distribution by player

2 A. Sipos	7 B. Bóka	10 Z. Krakovszki	11 P. Ligetvári	24 G. Fazekas	27 B. Bánhidi	30 Z. Szita																																																															
<table border="1"><tr><td></td><td></td><td></td></tr><tr><td></td><td></td><td></td></tr><tr><td>1/1</td><td></td><td></td></tr></table>							1/1			<table border="1"><tr><td></td><td>1/1</td><td></td></tr><tr><td></td><td></td><td>1/1</td></tr><tr><td>2/2</td><td></td><td></td></tr></table> 1 miss.		1/1				1/1	2/2			<table border="1"><tr><td></td><td></td><td></td></tr><tr><td></td><td></td><td></td></tr><tr><td></td><td>0/1</td><td></td></tr></table>								0/1		<table border="1"><tr><td></td><td></td><td></td></tr><tr><td></td><td></td><td></td></tr><tr><td></td><td></td><td></td></tr></table>										<table border="1"><tr><td></td><td></td><td></td></tr><tr><td></td><td></td><td></td></tr><tr><td></td><td></td><td></td></tr></table>										<table border="1"><tr><td></td><td></td><td>1/1</td></tr><tr><td>1/1</td><td></td><td></td></tr><tr><td></td><td></td><td>1/1</td></tr></table>			1/1	1/1					1/1	<table border="1"><tr><td></td><td></td><td></td></tr><tr><td></td><td>0/1</td><td>1/1</td></tr><tr><td></td><td></td><td></td></tr></table> 1 block					0/1	1/1			
1/1																																																																					
	1/1																																																																				
		1/1																																																																			
2/2																																																																					
	0/1																																																																				
		1/1																																																																			
1/1																																																																					
		1/1																																																																			
	0/1	1/1																																																																			
33 G. Ancsin	39 R. Bodó	43 Z. Ilic	45 M. Rosta	66 M. Lékai	77 E. Hanusz	91 B. Imre																																																															
<table border="1"><tr><td></td><td></td><td>1/1</td></tr><tr><td></td><td></td><td>0/1</td></tr><tr><td>1/1</td><td>1/1</td><td></td></tr></table> 1 block			1/1			0/1	1/1	1/1		<table border="1"><tr><td></td><td></td><td>1/1</td></tr><tr><td></td><td></td><td>1/1</td></tr><tr><td>1/1</td><td>0/1</td><td>1/2</td></tr></table>			1/1			1/1	1/1	0/1	1/2	<table border="1"><tr><td></td><td></td><td></td></tr><tr><td></td><td></td><td></td></tr><tr><td></td><td></td><td>2/2</td></tr></table> 1 block									2/2	<table border="1"><tr><td></td><td></td><td></td></tr><tr><td></td><td></td><td></td></tr><tr><td>1/1</td><td>1/1</td><td>1/1</td></tr></table>							1/1	1/1	1/1	<table border="1"><tr><td></td><td></td><td>0/1</td></tr><tr><td></td><td></td><td></td></tr><tr><td>3/3</td><td>2/2</td><td>0/1</td></tr></table> 1/1 lob			0/1				3/3	2/2	0/1	<table border="1"><tr><td></td><td></td><td></td></tr><tr><td></td><td></td><td>0/1</td></tr><tr><td>1/1</td><td>1/2</td><td></td></tr></table>						0/1	1/1	1/2		<table border="1"><tr><td>1/1</td><td></td><td>0/1</td></tr><tr><td>0/1</td><td></td><td></td></tr><tr><td></td><td>2/2</td><td>1/1</td></tr></table>	1/1		0/1	0/1				2/2	1/1
		1/1																																																																			
		0/1																																																																			
1/1	1/1																																																																				
		1/1																																																																			
		1/1																																																																			
1/1	0/1	1/2																																																																			
		2/2																																																																			
1/1	1/1	1/1																																																																			
		0/1																																																																			
3/3	2/2	0/1																																																																			
		0/1																																																																			
1/1	1/2																																																																				
1/1		0/1																																																																			
0/1																																																																					
	2/2	1/1																																																																			

TOTAL

1/1	1/1	3/4
1/2	0/1	3/6
10/10	7/10	6/8

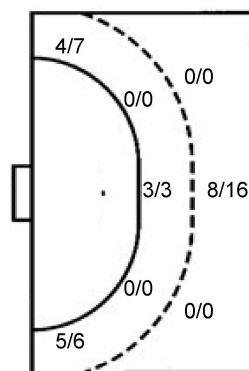
1 miss. 3 block 1/1 lob

Saves distribution goalkeepers

16 R. Mikler	61 L. Bartucz	TOTAL																											
<table border="1"><tr><td>1/3</td><td></td><td>1/3</td></tr><tr><td>1/3</td><td>2/2</td><td>2/4</td></tr><tr><td>0/2</td><td>0/3</td><td>1/3</td></tr></table>	1/3		1/3	1/3	2/2	2/4	0/2	0/3	1/3	<table border="1"><tr><td></td><td>0/1</td><td></td></tr><tr><td>0/1</td><td></td><td>2/2</td></tr><tr><td>0/3</td><td>2/3</td><td>0/2</td></tr></table>		0/1		0/1		2/2	0/3	2/3	0/2	<table border="1"><tr><td>1/3</td><td>0/1</td><td>1/3</td></tr><tr><td>1/4</td><td>2/2</td><td>4/6</td></tr><tr><td>0/5</td><td>2/6</td><td>1/5</td></tr></table>	1/3	0/1	1/3	1/4	2/2	4/6	0/5	2/6	1/5
1/3		1/3																											
1/3	2/2	2/4																											
0/2	0/3	1/3																											
	0/1																												
0/1		2/2																											
0/3	2/3	0/2																											
1/3	0/1	1/3																											
1/4	2/2	4/6																											
0/5	2/6	1/5																											

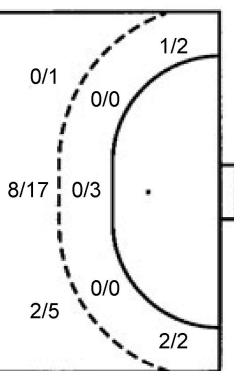
Shots by position

ATTACK



7m penalties	5/6
Fastbreak	3/4
Breakthrough	4/5
Long dist.	1/1

DEFENSE



7m penalties	1/1
Fastbreak	0/2
Breakthrough	9/11
Long dist.	1/1

Shooting statistics

Position	Goals	Sav.	Miss.	Post	Blk.	Total	%
Back (9m)	8	6	0	0	2	16	50
Line (6m)	3	0	0	0	0	3	100
Wing	9	2	1	0	1	13	69
7m penalties	5	1	0	0	0	6	83
Fastbreak	3	1	0	0	0	4	75
Breakthrough	4	1	0	0	0	5	80
Total	32	11	1	0	3	47	68

Jersey number Tot. Total shooting 6m 6m (line) shooting 9m 9m shooting Wng Wing shooting FB Fastbreak sh. 7m 7m penalty sh.
Brk. Breakthrough sh. LD Long distance sh. As. Assists PC Pass clear chance E7 Earned 7m pen. TF Technical faults St. Steals
2m 2m punishments C7. Committed 7m E2 Earned 2m pun. YC. Yellow cards R/B Red/Blue cards Blk. Blocks S Starting Line-up

Handball statistics and livescore by Toma-soft ltd (www.toma-soft.hr)



2024 IHF Men's Olympic Qualification Tournament



Tournament 3, 1. round

Match Team Statistics
Match No. 14

Hungary 33 - 24 Tunisia

(17 - 10) (16 - 14)

14.3.2024. 21:00
Attendance: 4975
Tatabánya Arena

Referees: Ivan Pavicevic (MNE) / Milos Raznatovic (MNE)

Tunisia

Players				Goals / shots							Attack				Def.			Penalties			TP					
#	Surname and name	S	Tot.	%	9m	6m	Wing	7m	FB	Brk.	LD	As.	PC	E7	E2	TF	St.	C7	Blk	YC		2m	R	B		
4	CHATTI Wael		1/1	100	1/1								1				1		2			1			12:15	
10	ABDELLI Bilel																1								3:18	
13	AIDI Mohamed Aziz	S	4/7	57	3/6					1/1							2		2			1			43:59	
22	MAAREF Yousef	S	2/5	40	2/5								2					2	1						27:43	
23	RMIKI Oussama	S															2	1				1			32:56	
25	BEN SALAH Abdelhak		0/2	0	0/2							1					1								15:50	
27	RZIG Issam	S	4/5	80			2/2	1/1	0/1		1/1														58:29	
28	BACHA Hazem		3/3	100	1/1					2/2		1							1				1		10:59	
55	TOUMI Ghassen		1/3	33		0/1	1/2																		25:36	
71	DARMOUL Mohamed Amine		3/7	43	0/1				0/1	3/5						3	1								22:37	
90	CHOUIREF Marouan	S	0/1	0		0/1											1		1	1		1			34:06	
93	BEN TEKAYA Fradj																								26:26	
94	HARBAOUI Mehdi Sadri	S																							27:27	
96	BEN ABDALLAH Anouar	S	4/7	57	1/4					3/3		2	1	1	1	1						1			41:11	
97	MARGHELI Achraf		2/3	67	2/3												1								9:56	
98	JBELI Islem		0/1	0		0/1													1				1		27:12	
	Team / bench																									
	UKUPNO		24/45	53	10/23	0/3	3/4	1/1	0/2	9/11	1/1	4	4	1	5	9	4	6	3	0	6	1	0			

Goalkeepers		Saves / shots								
#	Surname and name	Tot.	%	9m	6m	Wing	7m	FB	Brk.	LD
93	BEN TEKAYA Fradj	7/22	32	4/8	0/2	0/3	1/2	1/3	1/4	
94	HARBAOUI Mehdi Sadri	4/21	19	2/6	0/1	2/8	0/4	0/1	0/1	
	TOTAL	11/43	26	6/14	0/3	2/11	1/6	1/4	1/5	0/0

Coach: Patrick Jamy Cazal

Number of attacks: 53, Efficiency: 45%, Average Duration: 34.51 seconds

Attack by type of defense

	Shots	9m	6m	Wing	TF	E7	E2
On def. 6-0	22/41	10/23	0/3	3/4	9	1	5
Fastbreak	0/2				0	0	0

Defense by type

	Total	9m	6m	Wing	Stl.	C7	2m
Def. 6-0	24/37	8/16	3/3	9/13	4	6	0
Fastbreak	3/4				0	0	6

Attack with superiority / minority / goalkeeper out

	Attack				Reaction		
	Att.	Eff.	Shots	TF	FB	LD	Tot.
7 on 6 (GK out)	2	100%	2/2	0	0/0	0/0	0/0
6 on 6 (GK out)	10	30%	3/7	3	0/0	1/1	1/1
6 on 6	31	42%	13/27	4			
7 on 5 (GK out)	1	100%	1/1	0	0/0	0/0	0/0
6 on 5	8	63%	5/6	2			
5 on 5	1	0%	0/1	0			

Player superiority / GK out counted at the end of attack (in case it changes during attack)

Defense with superiority / minority / goalkeeper out

	Attack				Reaction		
	Att.	Eff.	Shots	TF	FB	LD	Tot.
7 on 6 (GK out)	3	33%	1/2	1	0/1	0/0	0/1
6 on 6 (GK out)	6	50%	3/5	1	0/0	1/1	1/1
6 on 5 (GK out)	1	100%	1/1	0	0/0	0/0	0/0
6 on 6	31	58%	18/26	5			
6 on 5	12	83%	10/11	1			

Numbers show attacking numbers of opponent. Lower efficiency of opponent means better defense of this team

Jersey number Tot. Total shooting 6m 6m (line) shooting 9m 9m shooting Wng Wing shooting FB Fastbreak sh. 7m 7m penalty sh.
Brk. Breakthrough sh. LD Long distance sh. As. Assists PC Pass clear chance E7 Earned 7m pen. TF Technical faults St. Steals
2m 2m punishments C7. Committed 7m E2 Earned 2m pun. YC. Yellow cards R/B Red/Blue cards Blk. Blocks S Starting Line-up



2024 IHF Men's Olympic Qualification Tournament



Tournament 3, 1. round

Match Team Statistics

Match No. 14

Hungary 33 - 24 Tunisia

(17 - 10) (16 - 14)

14.3.2024. 21:00

Attendance: 4975

Tatabánya Arena

Referees: Ivan Pavicevic (MNE) / Milos Raznatovic (MNE)

Shot distribution by player

4 W. Chatti	10 B. Abdelli	13 M. Aidi	22 Y. Maaref	23 O. Rmiki	25 A. Ben Salah	27 I. Rzig
1/1		1/1	1/1		0/1	1/1
		1/1	0/1		0/1	1/1
		2/2	1/1		0/1	1/1
		1 miss. 2 block	2 miss.			1 post
28 H. Bacha	55 G. Toumi	71 M. Darmoul	90 M. Chouiref	96 A. Ben Abdallah	97 A. Margheli	98 I. Jbeli
1/1				1/1	0/1	0/1
1/1	0/1	1/2	0/1	1/1		
	0/1	1/1		0/1	2/2	
		1 post 1 miss.		1 miss.		

TOTAL

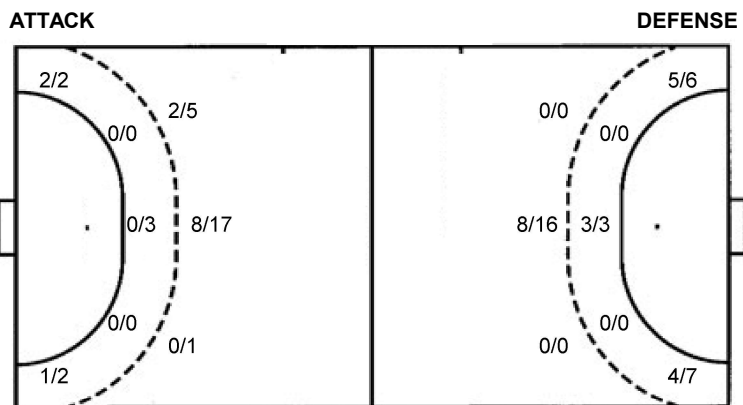
2/3	1/1	2/3
3/4	0/2	2/6
5/5	5/7	4/5

2 post 5 miss. 2 block

Saves distribution goalkeepers

93 F. Ben Tekaya	94 M. Harbaoui	TOTAL
0/1	0/1	0/1
0/2	1/2	0/1
	1/1	1/4
	1/4	1/2
0/3	0/1	0/10
3/8	0/2	3/9
2/6		2/8

Shots by position



7m penalties 1/1
Fastbreak 0/2
Breakthrough 9/11
Long dist. 1/1

7m penalties 5/6
Fastbreak 3/4
Breakthrough 4/5
Long dist. 1/1

Shooting statistics

Position	Goals	Sav.	Miss.	Post	Blk.	Total	%
Back (9m)	10	6	5	0	2	23	43
Line (6m)	0	3	0	0	0	3	0
Wing	3	1	0	0	0	4	75
7m penalties	1	0	0	0	0	1	100
Fastbreak	0	0	0	2	0	2	0
Breakthrough	9	2	0	0	0	11	82
Total	23	12	5	2	2	44	52

Jersey number Tot. Total shooting 6m 6m (line) shooting 9m 9m shooting Wng Wing shooting FB Fastbreak sh. 7m 7m penalty sh.
Brk. Breakthrough sh. LD Long distance sh. As. Assists PC Pass clear chance E7 Earned 7m pen. TF Technical faults St. Steals
2m 2m punishments C7. Committed 7m E2 Earned 2m pun. YC. Yellow cards R/B Red/Blue cards Blk. Blocks S Starting Line-up

Handball statistics and livescore by Toma-soft ltd (www.toma-soft.hr)



2024 IHF Men's Olympic Qualification Tournament



Tournament 3, 1. round

Match Team Statistics

Match No. 14

Hungary 33 - 24 Tunisia

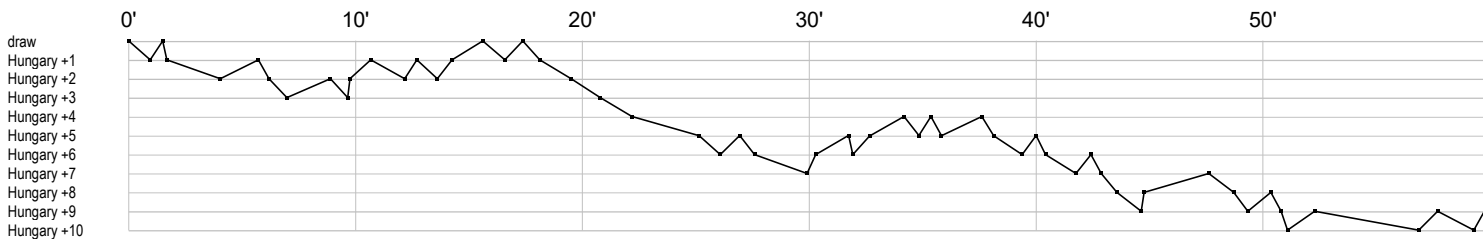
(17 - 10) (16 - 14)

14.3.2024. 21:00

Attendance: 4975

Tatabánya Arena


Referees: Ivan Pavicevic (MNE) / Milos Raznatovic (MNE)



Hungary



Tunisia



In game	g Goal scored	f Missed shot	a Assist	t Technical faults	b Steal
2 2min suspension	e Earned 7m	c Committed 7m	y Yellow card	r Red Card	k Blue card
i Earned 2min.	x Block	4 4min suspension	p Pass for clear chance	s Saved shot	r Received goal