



2024 IHF Men's Olympic Qualification Tournament



Tournament 3, 1. round

Match Team Statistics

Match No. 13

Norway 32 - 29 Portugal

(18 - 13) (14 - 16)

14.3.2024. 18:30

Attendance: 2640

Tatabánya Arena

Referees: Bojan Lah (SLO) / David Sok (SLO)

Shot distribution by player

3 V. Aga	5 S. Sagosen	6 S. Barthold	7 S. Overjordet	11 P. Overby	19 K. Bjomsen	21 M. Gullerud
	1/1				1/1 0/1 1/1	
	3/3 0/2			0/1 1/1		
	1 miss. 1 block			1/1 1/1	1/1	1/1
22 T. Grondahl	24 C. O'Sullivan	27 H. Reinkind	31 K. Lien	42 G. Setterblom	43 S. Lyse	71 A. Blonz
		1/1				1/1 0/1 1/1
			1/3		2/2 2/2	
1 block	1/1 2/2	1/2 1/1			1/1 1/1	1/1 2/2
						1 post

TOTAL

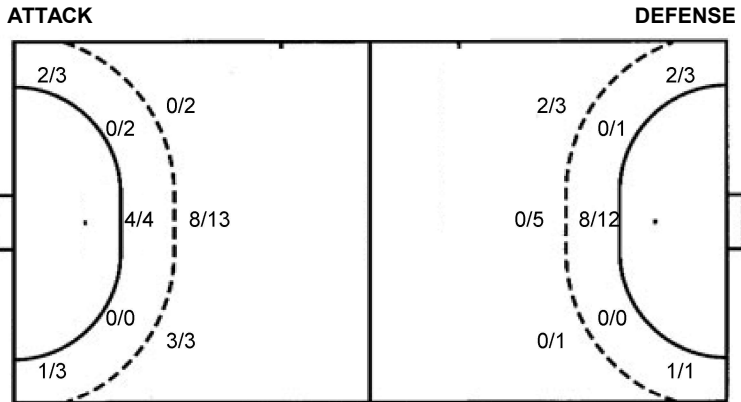
3/3	0/2	2/3
3/3	0/1	6/12
10/11	0/2	8/8

1 post 1 miss. 2 block

Saves distribution goalkeepers

12 K. Saveras	30 T. Bergerud	TOTAL
	0/1 0/1 1/2	0/1 0/1 2/3
	0/3 4/4 1/2	0/3 4/4 1/2
0/1 0/1	3/8 3/10 3/7	3/9 3/11 3/7

Shots by position



7m penalties 4/4
Fastbreak 0/1
Breakthrough 10/14
Long dist. 0/0

7m penalties 6/9
Fastbreak 2/2
Breakthrough 5/7
Long dist. 3/3

Shooting statistics

Position	Goals	Sav.	Miss.	Post	Blk.	Total	%
Back (9m)	11	4	1	0	2	18	61
Line (6m)	4	2	0	0	0	6	67
Wing	3	2	0	1	0	6	50
7m penalties	4	0	0	0	0	4	100
Fastbreak	0	1	0	0	0	1	0
Breakthrough	10	4	0	0	0	14	71
Total	32	13	1	1	2	49	65

Jersey number Tot. Total shooting 6m 6m (line) shooting 9m 9m shooting Wng Wing shooting FB Fastbreak sh. 7m 7m penalty sh.
Brk. Breakthrough sh. LD Long distance sh. As. Assists PC Pass clear chance E7 Earned 7m pen. TF Technical faults St. Steals
2m 2m punishments C7. Committed 7m E2 Earned 2m pun. YC. Yellow cards R/B Red/Blue cards Blk. Blocks S Starting Line-up

Handball statistics and livescore by Toma-soft ltd (www.toma-soft.hr)



2024 IHF Men's Olympic Qualification Tournament



Tournament 3, 1. round

Match Team Statistics

Match No. 13

Norway 32 - 29 Portugal

(18 - 13) (14 - 16)

14.3.2024. 18:30

Attendance: 2640

Tatabánya Arena

Referees: Bojan Lah (SLO) / David Sok (SLO)

Shot distribution by player

4 P. Portela

1/1		
		1/2

5 G. Duarte

10 M. Martins

	0/1	
		0/1

14 R. Silva

	1/1	

21 L. Fernandes

	1/2	1/1

22 A. Borges

	0/1	
	1/1	

23 D. Branquinho

1/1		

24 A. Cavalcanti

1/1		

25 A. Areia

		0/1
	1/1	

26 F. Costa

1/1		0/1
3/5	1/2	

1 post

31 S. Salvador

		1/1
	1/2	

1 post

55 J. Nazaré

79 M. Costa

	0/2	
0/1	3/3	2/2

82 L. Frade

	1/1	0/1
1/1	1/1	1/1
2/2	1/1	0/1

1/1 lob

TOTAL

1/1	2/2	1/3
3/3	1/5	1/2
6/9	9/12	4/7

2 post 1/1 lob

Saves distribution goalkeepers

16 D. Marques

	1/1	0/1
0/1		2/6
0/4		0/2

41 G. Capdeville

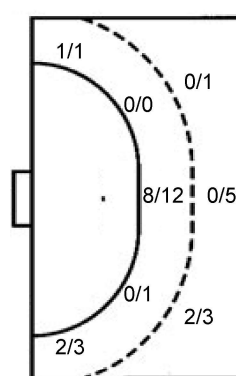
0/3	1/1	1/2
0/2	1/1	4/6
1/7	2/2	0/6

TOTAL

0/3	2/2	1/3
0/3	1/1	6/12
1/11	2/2	0/8

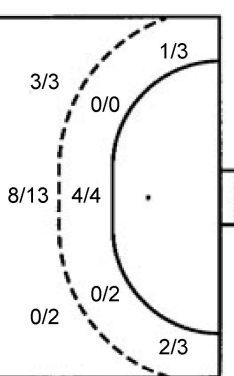
Shots by position

ATTACK



7m penalties 6/9
Fastbreak 2/2
Breakthrough 5/7
Long dist. 3/3

DEFENSE



7m penalties 4/4
Fastbreak 0/1
Breakthrough 10/14
Long dist. 0/0

Shooting statistics

Position	Goals	Sav.	Miss.	Post	Blk.	Total	%
Back (9m)	2	6	0	1	0	9	22
Line (6m)	8	4	0	1	0	13	62
Wing	3	1	0	0	0	4	75
7m penalties	6	3	0	0	0	9	67
Fastbreak	2	0	0	0	0	2	100
Breakthrough	5	2	0	0	0	7	71
Total	26	16	0	2	0	44	59

Jersey number Tot. Total shooting 6m 6m (line) shooting 9m 9m shooting Wng Wing shooting FB Fastbreak sh. 7m 7m penalty sh.
Brk. Breakthrough sh. LD Long distance sh. As. Assists PC Pass clear chance E7 Earned 7m pen. TF Technical faults St. Steals
2m 2m punishments C7. Committed 7m E2 Earned 2m pun. YC. Yellow cards R/B Red/Blue cards Blk. Blocks S Starting Line-up

Handball statistics and livescore by Toma-soft ltd (www.toma-soft.hr)

