



2024 IHF Men's Olympic Qualification Tournament



Tournament 2, 2. round

Match Team Statistics

Match No. 10

Algeria 26 - 41 Austria

(13 - 20) (13 - 21)

16.3.2024. 17:30

Attendance: 10099

ZAG Arena

Referees: Mads Hansen (DEN) / Jesper Madsen (DEN)

Algeria

#	Surname and name	S	Goals / shots								Attack				Def.			Penalties				TP			
			Tot.	%	9m	6m	Wing	7m	FB	Brk.	LD	As.	PC	E7	E2	TF	St.	C7	Blk	YC	2m		R	B	
5	BOUNAB Hani Abderrafik											1				1									9:26
6	BERKOUS Messaoud	S	9/13	69	6/9	1/2				1/1	1/1	1	1			1		1							38:53
7	DAOUD Hichem	S	2/3	67		0/1	1/1	1/1				1					1			1					48:08
10	NIDHAL EDDINE BADIE Blida		0/1	0		0/1																			24:35
13	ABROUS Rayane		0/1	0		0/1																			12:37
14	BENHALIMA Nori Selim		0/4	0	0/3	0/1						1				3									18:42
15	SAKER Redouane	S	1/2	50		1/2									1		1					1			19:47
16	ZEMOUCHI Yahia		0/1	0							0/1														20:48
18	KAABECHE Hichem																								
22	GHEDBANE Khalifa	S	0/1	0							0/1														37:18
36	HACENE-DJABALLAH Mohamed																	1							22:18
41	MEDDAHI Rabah Racim		2/3	67	2/3							1													9:24
44	HADJ SADOK Moustapha	S	1/1	100	1/1							1	1		4	1	2								30:07
87	ABDI Ayyoub	S	8/12	67	4/8	2/2			1/1	1/1		5	3		1	5	2								55:43
94	KHERMOUCHE Bastien Jean R	S	0/1	0		0/1										1									38:58
98	ZENNADI Abdeldjalil		3/3	100		3/3											2	1							33:16
	Team / bench																								
	UKUPNO		26/46	57	13/24	6/9	1/5	1/1	2/2	2/2	1/3	9	6	1	1	14	5	6	3	0	1	1	0		

#	Surname and name	Saves / shots								
		Tot.	%	9m	6m	Wing	7m	FB	Brk.	LD
16	ZEMOUCHI Yahia	3/17	18	1/1	0/7	2/4	0/3	0/1	0/1	
22	GHEDBANE Khalifa	3/29	10	1/8	1/6	1/6	0/2	0/5	0/2	
	TOTAL	6/46	13	2/9	1/13	3/10	0/5	0/6	0/3	0/0

Coach: Farouk Dehili

Number of attacks: 59, Efficiency: 44%, Average Duration: 28.95 seconds

Attack by type of defense

	Shots	9m	6m	Wing	TF	E7	E2
On def. 6-0	17/31	11/19	3/6	1/4	10	0	1
On def. 5-1	1/3	1/2	0/0	0/1	1	0	0
On def. 3-2-1	4/6	1/3	3/3	0/0	3	1	0
Fastbreak	2/2				0	0	0

Defense by type

	Total	9m	6m	Wing	Stl.	C7	2m
Def. 6-0	24/34	5/9	11/15	5/7	2	5	0
Def. 5-1	3/4	1/1	0/1	2/2	1	1	0
Def. 3-2-1	2/2	1/1	1/1	0/0	2	0	0
Fastbreak	6/6				0	0	1

Attack with superiority / minority / goalkeeper out

	Attack				Reaction		
	Att.	Eff.	Shots	TF	FB	LD	Tot.
6 on 6 (GK out)	3	0%	0/1	2	0/0	1/1	1/1
6 on 6	54	44%	24/42	12			
6 on 5	2	100%	2/2	0			

Player superiority / GK out counted at the end of attack (in case it changes during attack)

Defense with superiority / minority / goalkeeper out

	Attack				Reaction		
	Att.	Eff.	Shots	TF	FB	LD	Tot.
7 on 6 (GK out)	15	53%	8/11	4	1/1	1/2	2/3
6 on 6 (GK out)	1	0%	0/1	0	0/0	0/0	0/0
6 on 6	39	74%	29/33	6			
6 on 5	5	80%	4/5	0			

Numbers show attacking numbers of opponent. Lower efficiency of opponent means better defense of this team

Jersey number Tot. Total shooting 6m 6m (line) shooting 9m 9m shooting Wng Wing shooting FB Fastbreak sh. 7m 7m penalty sh.
 Brk. Breakthrough sh. LD Long distance sh. As. Assists PC Pass clear chance E7 Earned 7m pen. TF Technical faults St. Steals
 2m 2m punishments C7. Committed 7m E2 Earned 2m pun. YC. Yellow cards R/B Red/Blue cards Blk. Blocks S Starting Line-up



2024 IHF Men's Olympic Qualification Tournament



Tournament 2, 2. round

Match Team Statistics

Match No. 10

Algeria 26 - 41 Austria

(13 - 20) (13 - 21)

16.3.2024. 17:30

Attendance: 10099

ZAG Arena

Referees: Mads Hansen (DEN) / Jesper Madsen (DEN)

Shot distribution by player

5 H. Bounab

6 M. Berkous

		1/1
1/1	1/1	
1/1	1/3	4/4

1 post 1 miss.

7 H. Daoud

		1/1
1/1		

1 miss.

10 B. Nidhal Eddine Badie

0/1		

13 R. Abrous

0/1		

14 N. Benhalima

0/1		
0/1		0/1

1 post

15 R. Saker

		1/1

1 miss.

18 H. Kaabeche

36 M. Hacene-Djaballah

41 R. Meddahi

		1/1
1/1		

1 post

44 M. Hadj Sadok

	1/1	

87 A. Abdi

1/1		1/2
3/3		3/3

1 miss. 2 block

94 B. Khermouche

0/1		

98 A. Zennadi

		2/2
1/1		

TOTAL

1/2	1/1	5/6
1/4	1/1	1/1
7/8	1/3	8/9

3 post 4 miss. 2 block

Saves distribution goalkeepers

16 Y. Zemouchi

	1/2	0/4
	0/2	0/2
0/2	1/2	1/3

22 K. Ghedbane

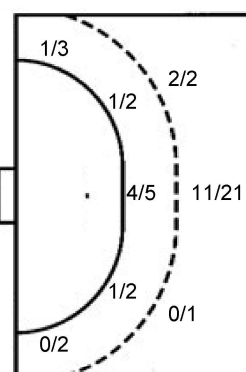
1/5	1/2	1/4
0/2		0/3
0/3	0/2	0/7

TOTAL

1/5	2/4	1/8
0/2	0/2	0/5
0/5	1/4	1/10

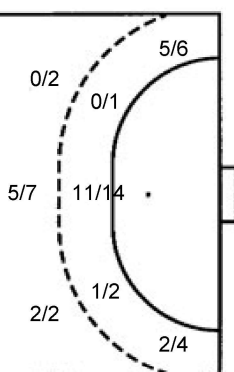
Shots by position

ATTACK



7m penalties 1/1
Fastbreak 2/2
Breakthrough 2/2
Long dist. 1/3

DEFENSE



7m penalties 5/6
Fastbreak 6/6
Breakthrough 3/3
Long dist. 1/1

Shooting statistics

Position	Goals	Sav.	Miss.	Post	Blk.	Total	%
Back (9m)	13	5	2	2	2	24	54
Line (6m)	6	2	0	1	0	9	67
Wing	1	2	2	0	0	5	20
7m penalties	1	0	0	0	0	1	100
Fastbreak	2	0	0	0	0	2	100
Breakthrough	2	0	0	0	0	2	100
Total	25	9	4	3	2	43	58

Jersey number Tot. Total shooting 6m 6m (line) shooting 9m 9m shooting Wng Wing shooting FB Fastbreak sh. 7m 7m penalty sh.
Brk. Breakthrough sh. LD Long distance sh. As. Assists PC Pass clear chance E7 Earned 7m pen. TF Technical faults St. Steals
2m 2m punishments C7. Committed 7m E2 Earned 2m pun. YC. Yellow cards R/B Red/Blue cards Blk. Blocks S Starting Line-up

Handball statistics and livescore by Toma-soft ltd (www.toma-soft.hr)



2024 IHF Men's Olympic Qualification Tournament



Tournament 2, 2. round

Match Team Statistics

Match No. 10

Algeria 26 - 41 Austria

(13 - 20) (13 - 21)

16.3.2024. 17:30

Attendance: 10099

ZAG Arena

Referees: Mads Hansen (DEN) / Jesper Madsen (DEN)

Austria

Players		Goals / shots									Attack				Def.			Penalties				TP			
#	Surname and name	S	Tot.	%	9m	6m	Wing	7m	FB	Brk.	LD	As.	PC	E7	E2	TF	St.	C7	Blk	YC	2m		R	B	
1	BERGMANN Leon Theodor																1								14:46
6	MAHR Markus		3/4	75	1/2					2/2		3	1												22:23
7	BOZOVIC Janko											2					2								14:27
20	FRIMMEL Sebastian	S	8/8	100			2/2	5/5	1/1						1	1									26:29
26	HERBURGER Lukas	S	3/7	43		2/6			1/1					1			2	1	2		1				43:15
28	WEBER Robert	S	2/4	50			1/2	0/1	1/1								1	1							16:52
30	ZIVKOVIC Boris		4/4	100	3/3	1/1						1	2	1			2								34:53
34	MITTENDORFER Moritz																								3:16
45	DAMBÖCK Eric		7/8	88		3/3	3/4		1/1						1	1									32:36
53	BILYK Mykola	S	3/5	60	2/3	0/1					1/1	5	5				2								27:29
55	WAGNER Tobias	S	6/6	100		6/6								1			1								25:28
57	NIGG Jakob		3/4	75			1/2		2/2				1												41:20
66	KOFLER Elias		1/1	100	1/1							1					1								6:18
72	HUTECEK Lukas	S	1/3	33	0/2					1/1		9	1	1			2		1						47:40
97	MISKOVEZ Michael											1					1								24:18
98	MÖSTL Constantin	S										2	1												38:30
Team / bench																									
UKUPNO			41/54	76	7/11	12/17	7/10	5/6	6/6	3/3	1/1	24	11	6	2	10	6	1	3	0	1	0	0		

Goalkeepers		Saves / shots								
#	Surname and name	Tot.	%	9m	6m	Wing	7m	FB	Brk.	LD
1	BERGMANN Leon Theodor	3/7	43	2/5	0/1	1/1				
98	MÖSTL Constantin	6/27	22	3/13	2/7	1/2	0/1	0/2	0/2	
TOTAL		9/34	26	5/18	2/8	2/3	0/1	0/2	0/2	0/0

Coach: Ales Pajovic

Number of attacks: 60, Efficiency: 68%, Average Duration: 31.47 seconds

Attack by type of defense

	Shots	9m	6m	Wing	TF	E7	E2
On def. 6-0	24/34	5/9	11/15	5/7	6	5	1
On def. 5-1	3/4	1/1	0/1	2/2	1	1	1
On def. 3-2-1	2/2	1/1	1/1	0/0	3	0	0
Fastbreak	6/6				0	0	0

Defense by type

	Total	9m	6m	Wing	Stl.	C7	2m
Def. 6-0	17/31	11/19	3/6	1/4	4	0	0
Def. 5-1	1/3	1/2	0/0	0/1	0	0	0
Def. 3-2-1	4/6	1/3	3/3	0/0	2	1	0
Fastbreak	2/2				0	0	1

Attack with superiority / minority / goalkeeper out

	Attack				Reaction		
	Att.	Eff.	Shots	TF	FB	LD	Tot.
7 on 6 (GK out)	15	53%	8/11	4	1/1	1/2	2/3
6 on 6 (GK out)	1	0%	0/1	0	0/0	0/0	0/0
6 on 6	39	74%	29/33	6			
6 on 5	5	80%	4/5	0			

Player superiority / GK out counted at the end of attack (in case it changes during attack)

Defense with superiority / minority / goalkeeper out

	Attack				Reaction		
	Att.	Eff.	Shots	TF	FB	LD	Tot.
6 on 6 (GK out)	3	0%	0/1	2	0/0	1/1	1/1
6 on 6	54	44%	24/42	12			
6 on 5	2	100%	2/2	0			

Numbers show attacking numbers of opponent. Lower efficiency of opponent means better defense of this team

Jersey number Tot. Total shooting 6m 6m (line) shooting 9m 9m shooting Wng Wing shooting FB Fastbreak sh. 7m 7m penalty sh.
 Brk. Breakthrough sh. LD Long distance sh. As. Assists PC Pass clear chance E7 Earned 7m pen. TF Technical faults St. Steals
 2m 2m punishments C7. Committed 7m E2 Earned 2m pun. YC. Yellow cards R/B Red/Blue cards Blk. Blocks S Starting Line-up



2024 IHF Men's Olympic Qualification Tournament



Tournament 2, 2. round

Match Team Statistics

Match No. 10

Algeria 26 - 41 Austria

(13 - 20) (13 - 21)

16.3.2024. 17:30

Attendance: 10099

ZAG Arena

Referees: Mads Hansen (DEN) / Jesper Madsen (DEN)

Shot distribution by player

6 M. Mahr	7 J. Bozovic	20 S. Frimmel	26 L. Herburger	28 R. Weber	30 B. Zivkovic	34 M. Mittendorfer
1/1		1/1 1/1 2/2	1/1 0/1 1/1		1/1	
		1/1			1/1	
2/2		2/2		1/2		
1 block			2 post 1 miss.	1 miss. 1/1 lob		
45 E. Damböck	53 M. Bilyk	55 T. Wagner	57 J. Nigg	66 E. Kofler	72 L. Hutecek	97 M. Miskovec
0/1 2/2		1/1	1/1		0/1	
2/2 1/1	1/1 1/1					
		2/2				
2/2	1/1	2/2	2/2 0/1	1/1	1/1 0/1	
	1 post 1 block					

TOTAL

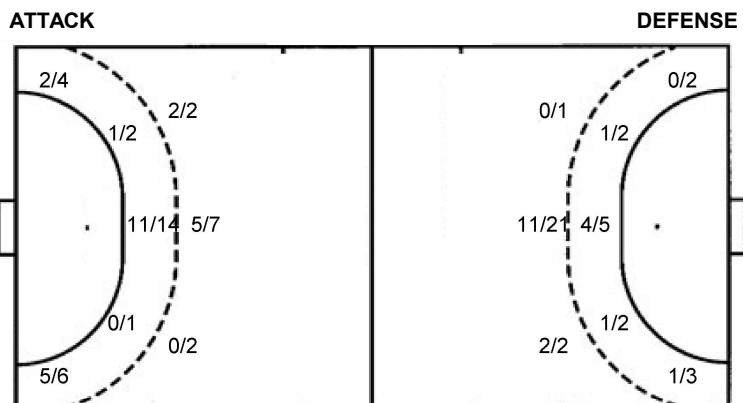
4/5	2/4	7/8
2/2	3/3	5/5
5/5	3/4	9/10

3 post 2 miss. 2 block 1/1 lob

Saves distribution goalkeepers

1 L. Bergmann	98 C. Möstl	TOTAL
	1/2 0/1 1/6	1/2 0/1 1/6
1/1	2/3	3/4 0/1
1/3 1/1 0/1	0/5 1/2 1/8	1/8 2/3 1/9

Shots by position



7m penalties 5/6
Fastbreak 6/6
Breakthrough 3/3
Long dist. 1/1

7m penalties 1/1
Fastbreak 2/2
Breakthrough 2/2
Long dist. 1/3

Shooting statistics

Position	Goals	Sav.	Miss.	Post	Blk.	Total	%
Back (9m)	7	2	0	0	2	11	64
Line (6m)	12	1	1	3	0	17	71
Wing	7	3	0	0	0	10	70
7m penalties	5	0	1	0	0	6	83
Fastbreak	6	0	0	0	0	6	100
Breakthrough	3	0	0	0	0	3	100
Total	40	6	2	3	2	53	75

Jersey number Tot. Total shooting 6m 6m (line) shooting 9m 9m shooting Wng Wing shooting FB Fastbreak sh. 7m 7m penalty sh.
Brk. Breakthrough sh. LD Long distance sh. As. Assists PC Pass clear chance E7 Earned 7m pen. TF Technical faults St. Steals
2m 2m punishments C7. Committed 7m E2 Earned 2m pun. YC. Yellow cards R/B Red/Blue cards Blk. Blocks S Starting Line-up

Handball statistics and livescore by Toma-soft ltd (www.toma-soft.hr)

