



# 2024 IHF Men's Olympic Qualification Tournament



Tournament 2, 1. round

Match Team Statistics

Match No. 7

## Germany 41 - 29 Algeria

(16 - 13) (25 - 16)

14.3.2024. 17:45

Attendance: 10099

ZAG Arena

Referees: Julian Lopez Grillo (ARG) / Sebastian Lenci (ARG)

### Germany

#	Surname and name	S	Goals / shots								Attack					Def.			Penalties				TP															
			Tot.	%	9m	6m	Wing	7m	FB	Brk.	LD	As.	PC	E7	E2	TF	St.	C7	Blk	YC	2m	R		B														
1	SPÄTH David																																				8:11	
3	LICHTLEIN Nils		1/1	100	1/1																																4:22	
4	GOLLA Johannes	S	7/9	78		6/8				1/1																											45:26	
11	HEYMANN Sebastian		1/5	20	1/3	0/1					0/1																										25:27	
15	KNORR Juri		2/5	40	1/2	0/1					1/2																										22:57	
17	ZERBE Lukas	S	3/4	75		1/1	1/1	1/2																													25:36	
18	KÖSTER Julian	S	5/8	63	3/4	0/1					2/3																										43:50	
22	MICHALCZIK Marian		0/1	0	0/1																																21:50	
23	USCINS Renars	S	10/13	77	2/4	6/7					2/2																										36:09	
32	SEMPER Franz		3/5	60	2/3	1/2																															10:04	
33	WOLFF Andreas	S																																			50:35	
34	DAHMKER Rune		2/2	100			2/2																														10:20	
36	MERTENS Lukas	S	4/5	80			3/4			1/1																											49:40	
44	STEINERT Christoph	S	1/1	100		1/1																															38:40	
73	KASTENING Timo		2/2	100			2/2																														8:02	
80	KOHLBACHER Jannik		0/1	0		0/1																															18:51	
	Team / bench																																					
	UKUPNO		41/62	66	10/18	15/23	8/9	1/2	2/2	5/8	0/0																											

#	Surname and name	Saves / shots																																				
		Tot.	%	9m	6m	Wing	7m	FB	Brk.	LD																												
1	SPÄTH David	1/7	14	0/4	1/2	0/1																																
33	WOLFF Andreas	10/33	30	3/14	5/12	1/3		1/2	0/2																													
	TOTAL	11/40	28	3/18	6/14	1/4	0/0	1/2	0/2	0/0																												

Coach: Alfred Gislason

Number of attacks: 65, Efficiency: 63%, Average Duration: 25.38 seconds

### Attack by type of defense

	Shots	9m	6m	Wing	TF	E7	E2
On def. 6-0	25/36	7/10	11/16	5/5	3	2	3
On def. 5-1	9/16	2/6	2/4	2/3	1	0	0
On def. 3-2-1	3/5	1/2	1/2	1/1	0	0	0
On def. 3-3	1/1	0/0	1/1	0/0	0	0	0
Fastbreak	2/2				1	0	0

### Defense by type

	Total	9m	6m	Wing	Stl.	C7	2m
Def. 6-0	24/37	13/18	6/13	3/4	5	0	0
Def. 3-2-1	4/9	2/5	2/3	0/1	0	0	0
Fastbreak	1/2				0	0	2

### Attack with superiority / minority / goalkeeper out

	Attack				Reaction		
	Att.	Eff.	Shots	TF	FB	LD	Tot.
6 on 6 (GK out)	2	100%	2/2	0	0/0	0/0	0/0
6 on 6	52	54%	28/47	5			
6 on 5	9	100%	9/9	0			
5 on 6	2	100%	2/2	0			

### Defense with superiority / minority / goalkeeper out

	Attack				Reaction		
	Att.	Eff.	Shots	TF	FB	LD	Tot.
7 on 6 (GK out)	1	0%	0/0	1	0/0	0/0	0/0
6 on 6 (GK out)	6	17%	1/3	3	0/0	0/0	0/0
6 on 6	52	52%	27/40	12			
6 on 5	5	20%	1/2	3			

Numbers show attacking numbers of opponent. Lower efficiency of opponent means better defense of this team

Player superiority / GK out counted at the end of attack (in case it changes during attack)

# Jersey number Tot. Total shooting 6m 6m (line) shooting 9m 9m shooting Wng Wing shooting FB Fastbreak sh. 7m 7m penalty sh.  
 Brk. Breakthrough sh. LD Long distance sh. As. Assists PC Pass clear chance E7 Earned 7m pen. TF Technical faults St. Steals  
 2m 2m punishments C7. Committed 7m E2 Earned 2m pun. YC. Yellow cards R/B Red/Blue cards Blk. Blocks S Starting Line-up

Handball statistics and livescore by Toma-soft ltd (www.toma-soft.hr)



# 2024 IHF Men's Olympic Qualification Tournament



Tournament 2, 1. round

## Match Team Statistics

Match No. 7

## Germany 41 - 29 Algeria

(16 - 13) (25 - 16)

14.3.2024. 17:45

Attendance: 10099

ZAG Arena

Referees: Julian Lopez Grillo (ARG) / Sebastian Lenci (ARG)

### Shot distribution by player

<b>3 N. Lichtlein</b> 1/1	<b>4 J. Golla</b> 0/1 1/1 4/5 1/1 1/1	<b>11 S. Heymann</b> 1/1 0/1 0/1 2 miss.	<b>15 J. Knorr</b> 1/3 1/2	<b>17 L. Zerbe</b> 1/1 0/1 1/1	<b>18 J. Köster</b> 1/1 0/1 1/2 2/3 1/1	<b>22 M. Michalczyk</b> 0/1
<b>23 R. Uscins</b> 1/1 1/1 0/1 4/4 2/2 2/2 1 post 1 block	<b>32 F. Semper</b> 0/1 1/1 1/1 1/1 1 post	<b>34 R. Dahmke</b> 1/1	<b>36 L. Mertens</b> 1/1 2/2 1/1 0/1	<b>44 C. Steinert</b> 1/1	<b>73 T. Kastening</b> 2/2	<b>80 J. Kohlbacher</b> 1 post

### TOTAL

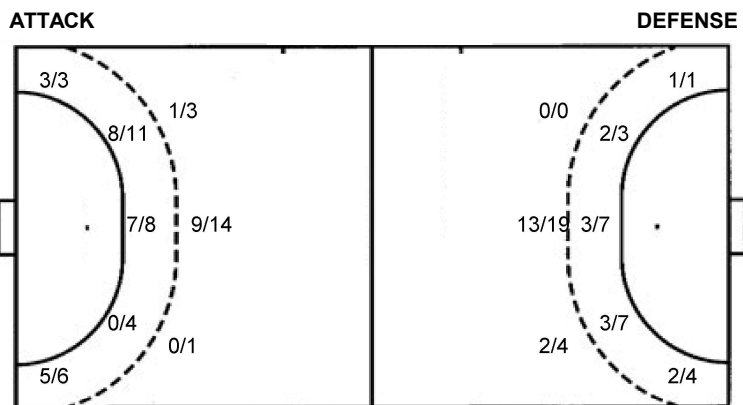
2/3	5/6
3/5	2/2 4/8
15/19	4/7 6/6

3 post 2 miss. 1 block

### Saves distribution goalkeepers

<b>1 D. Späth</b> 0/1 0/1 0/2 1/1 0/2	<b>33 A. Wolff</b> 0/2 2/2 1/4 2/5 1/5 1/6 0/1 3/8	<b>TOTAL</b> 0/2 2/2 1/5 2/5 1/6 1/8 1/2 3/10
------------------------------------------------	-------------------------------------------------------------	--------------------------------------------------------

### Shots by position



7m penalties	1/2	7m penalties	0/0
Fastbreak	2/2	Fastbreak	1/2
Breakthrough	5/8	Breakthrough	2/2
Long dist.	0/0	Long dist.	0/0

### Shooting statistics

Position	Goals	Sav.	Miss.	Post	Blk.	Total	%
Back (9m)	10	4	2	1	1	18	56
Line (6m)	15	6	0	2	0	23	65
Wing	8	1	0	0	0	9	89
7m penalties	1	1	0	0	0	2	50
Fastbreak	2	0	0	0	0	2	100
Breakthrough	5	3	0	0	0	8	63
<b>Total</b>	<b>41</b>	<b>15</b>	<b>2</b>	<b>3</b>	<b>1</b>	<b>62</b>	<b>66</b>

# Jersey number Tot. Total shooting 6m 6m (line) shooting 9m 9m shooting Wng Wing shooting FB Fastbreak sh. 7m 7m penalty sh.  
 Brk. Breakthrough sh. LD Long distance sh. As. Assists PC Pass clear chance E7 Earned 7m pen. TF Technical faults St. Steals  
 2m 2m punishments C7. Committed 7m E2 Earned 2m pun. YC. Yellow cards R/B Red/Blue cards Blk. Blocks S Starting Line-up



# 2024 IHF Men's Olympic Qualification Tournament



Tournament 2, 1. round

Match Team Statistics

## Germany 41 - 29 Algeria

14.3.2024. 17:45

Match No. 7

(16 - 13) (25 - 16)

Attendance: 10099

ZAG Arena

Referees: Julian Lopez Grillo (ARG) / Sebastian Lenci (ARG)

### Algeria

#	Surname and name	S	Goals / shots								Attack				Def.			Penalties			TP			
			Tot.	%	9m	6m	Wing	7m	FB	Brk.	LD	As.	PC	E7	E2	TF	St.	C7	Blk	YC		2m	R	B
5	BOUNAB Hani Abderrafik		0/2	0	0/1	0/1							1											16:50
6	BERKOUS Messaoud	S	6/9	67	4/6	1/2				1/1			2			2								33:07
7	DAOUD Hichem	S	1/3	33		0/1	1/1		0/1				1				1	1	1					41:44
10	NIDHAL EDDINE BADIE Blida		2/3	67			1/2		1/1															15:03
13	ABROUS Rayane		1/1	100		1/1																		18:05
14	BENHALIMA Nori Selim		4/4	100	4/4																			10:38
15	SAKER Redouane	S	1/2	50			1/2									1								30:00
16	ZEMOUCHI Yahia																							
18	KAABECHE Hichem		1/1	100		1/1							1		1									31:12
22	GHEDBANE Khalifa	S										1	1											56:50
36	HACENE-DJABALLAH Mohamed		0/1	0	0/1																			8:18
41	MEDDAHI Rabah Racim														2									6:21
44	HADJ SADOK Moustapha	S	2/4	50	2/2	0/2						3			1	3	1			1				37:35
87	ABDI Ayyoub	S	8/15	53	5/9	2/5				1/1		3	6		1	8								48:16
94	KHERMOUCHE Bastien Jean R	S	2/3	67		2/3						1			2		1			1				48:28
98	ZENNADI Abdeldjalil		1/1	100		1/1															1			17:33
	Team / bench																							
	UKUPNO		29/49	59	15/23	8/17	3/5	0/0	1/2	2/2	0/0	10	10	0	2	19	1	2	1	1	3	0	0	

#	Surname and name	Saves / shots								
		Tot.	%	9m	6m	Wing	7m	FB	Brk.	LD
16	ZEMOUCHI Yahia									
22	GHEDBANE Khalifa	15/54	28	4/14	6/19	1/9	1/2	0/2	3/8	
	TOTAL	15/54	28	4/14	6/19	1/9	1/2	1/2	3/8	0/0

Coach: Farouk Dehili

Number of attacks: 64, Efficiency: 45%, Average Duration: 30.44 seconds

### Attack by type of defense

	Shots	9m	6m	Wing	TF	E7	E2
On def. 6-0	24/37	13/18	6/13	3/4	17	0	1
On def. 3-2-1	4/9	2/5	2/3	0/1	2	0	1
Fastbreak	1/2				0	0	0

### Defense by type

	Total	9m	6m	Wing	Stl.	C7	2m
Def. 6-0	25/36	7/10	11/16	5/5	1	2	0
Def. 5-1	9/16	2/6	2/4	2/3	0	0	0
Def. 3-2-1	3/5	1/2	1/2	1/1	0	0	0
Def. 3-3	1/1	0/0	1/1	0/0	0	0	0
Fastbreak	2/2				0	0	3

### Attack with superiority / minority / goalkeeper out

	Attack				Reaction		
	Att.	Eff.	Shots	TF	FB	LD	Tot.
7 on 6 (GK out)	1	0%	0/0	1	0/0	0/0	0/0
6 on 6 (GK out)	6	17%	1/3	3	0/0	0/0	0/0
6 on 6	52	52%	27/40	12			
6 on 5	5	20%	1/2	3			

Player superiority / GK out counted at the end of attack (in case it changes during attack)

### Defense with superiority / minority / goalkeeper out

	Attack				Reaction		
	Att.	Eff.	Shots	TF	FB	LD	Tot.
6 on 6 (GK out)	2	100%	2/2	0	0/0	0/0	0/0
6 on 6	52	54%	28/47	5			
6 on 5	9	100%	9/9	0			
5 on 6	2	100%	2/2	0			

Numbers show attacking numbers of opponent. Lower efficiency of opponent means better defense of this team

# Jersey number Tot. Total shooting 6m 6m (line) shooting 9m 9m shooting Wng Wing shooting FB Fastbreak sh. 7m 7m penalty sh.  
 Brk. Breakthrough sh. LD Long distance sh. As. Assists PC Pass clear chance E7 Earned 7m pen. TF Technical faults St. Steals  
 2m 2m punishments C7. Committed 7m E2 Earned 2m pun. YC. Yellow cards R/B Red/Blue cards Blk. Blocks S Starting Line-up



# 2024 IHF Men's Olympic Qualification Tournament



Tournament 2, 1. round

## Match Team Statistics

Match No. 7

## Germany 41 - 29 Algeria

(16 - 13) (25 - 16)

14.3.2024. 17:45  
Attendance: 10099  
ZAG Arena

Referees: Julian Lopez Grillo (ARG) / Sebastian Lenci (ARG)

### Shot distribution by player

#### 5 H. Bounab


1 post 1 miss.

#### 6 M. Berkous

1/1	0/1	
1/1		2/3
		2/2

1 block

#### 7 H. Daoud

		1/1
0/1		
		0/1

#### 10 B. Nidhal Eddine Badie

		1/1
		1/1

1 post

#### 13 R. Abrous

		1/1

#### 14 N. Benhalima

		1/1
2/2		1/1

#### 15 R. Saker

	0/1	
1/1		

#### 18 H. Kaabeche

1/1		

#### 36 M. Hacene-Djaballah


1 block

#### 41 R. Meddahi


#### 44 M. Hadj Sadok

1/1	1/1	0/1

1 post

#### 87 A. Abdi

		2/3
		2/2
2/3	0/1	2/3

2 post 1 block

#### 94 B. Khermouche

1/1		
1/2		

#### 98 A. Zennadi

1/1		

### TOTAL

2/2	0/2	4/5
3/5		5/6
7/8	1/2	7/10

5 post 1 miss. 3 block

### Saves distribution goalkeepers

#### 16 Y. Zemouchi


#### 22 K. Ghedbane

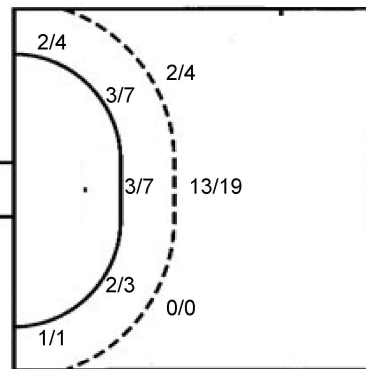
1/3		1/6
2/5		4/8
4/19	3/7	0/6

### TOTAL

1/3		1/6
2/5		4/8
4/19	3/7	0/6

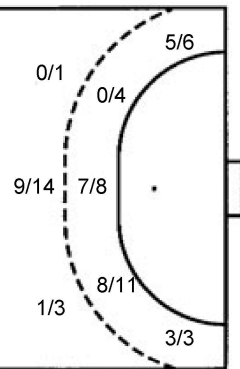
### Shots by position

#### ATTACK



7m penalties 0/0  
Fastbreak 1/2  
Breakthrough 2/2  
Long dist. 0/0

#### DEFENSE



7m penalties 1/2  
Fastbreak 2/2  
Breakthrough 5/8  
Long dist. 0/0

### Shooting statistics

Position	Goals	Sav.	Miss.	Post	Blk.	Total	%
Back (9m)	15	3	0	2	3	23	65
Line (6m)	8	6	1	2	0	17	47
Wing	3	1	0	1	0	5	60
7m penalties	0	0	0	0	0	0	0
Fastbreak	1	1	0	0	0	2	50
Breakthrough	2	0	0	0	0	2	100
<b>Total</b>	<b>29</b>	<b>11</b>	<b>1</b>	<b>5</b>	<b>3</b>	<b>49</b>	<b>59</b>

# Jersey number Tot. Total shooting 6m 6m (line) shooting 9m 9m shooting Wng Wing shooting FB Fastbreak sh. 7m 7m penalty sh.  
Brk. Breakthrough sh. LD Long distance sh. As. Assists PC Pass clear chance E7 Earned 7m pen. TF Technical faults St. Steals  
2m 2m punishments C7. Committed 7m E2 Earned 2m pun. YC. Yellow cards R/B Red/Blue cards Blk. Blocks S Starting Line-up

Handball statistics and livescore by Toma-soft ltd (www.toma-soft.hr)

