



# 2024 IHF Men's Olympic Qualification Tournament



Tournament 1, 1. round

Match Team Statistics

## Slovenia 27 - 26 Brazil

14.3.2024. 21:00

Match No. 2

(13 - 12) (14 - 14)

Attendance: 1968

Palau d'Esports de Granollers

Referees: Youcef Belkhir (ALG) / Sidali Hamidi (ALG)

### Slovenia

Players		Goals / shots									Attack				Def.			Penalties			TP			
#	Surname and name	S	Tot.	%	9m	6m	Wing	7m	FB	Brk.	LD	As.	PC	E7	E2	TF	St.	C7	Blk	YC		2m	R	B
3	BLAGOTINSEK Blaz	S	2/3	67		2/3											1		1	1	1			34:06
8	JANC Blaz	S	7/9	78	1/2		0/1		2/2	4/4		2	3											59:59
11	DOLENEC Jure	S																						5:19
17	CEHTE Nejc		1/2	50	1/2								1		1	2						1		17:55
19	SLATINEK JOVICIC Stas																							7:25
20	KODRIN Tilen	S	3/3	100			3/3					1					1							52:27
22	GABER Matej		0/1	0		0/1													1					36:37
23	ZARABEC Miha		2/2	100	2/2							2				1								13:44
26	FERLIN Klemen	S																						49:40
27	HORZEN Kristjan																							7:10
44	BOMBAC Dean	S	3/6	50	0/2					3/4				2	1	2	1							34:01
51	MACKOVSEK Borut	S	4/5	80	3/3	1/1				0/1		2		1		1			1		2			46:52
77	NOVAK Domen		1/2	50			1/2																	22:45
88	VLAH Aleks		4/9	44	0/4	1/1		2/3		1/1		1												26:18
90	LESJAK Urban																							5:19
95	SUHOLEZNIK Matic																							
	Team / bench																				1			
	UKUPNO		27/42	64	7/15	4/6	4/6	2/3	2/2	8/10	0/0	8	4	3	2	6	3	0	3	2	4	0	0	

Goalkeepers		Saves / shots								
#	Surname and name	Tot.	%	9m	6m	Wing	7m	FB	Brk.	LD
26	FERLIN Klemen	5/23	22	3/9	1/2	0/3		1/2	0/7	
90	LESJAK Urban	0/5	0	0/2				0/1	0/2	
	TOTAL	5/28	18	3/11	1/2	0/3	0/0	1/3	0/9	0/0

Coach: Uros Zorman

Number of attacks: 47, Efficiency: 57%, Average Duration: 40.04 seconds

### Attack by type of defense

	Shots	9m	6m	Wing	TF	E7	E2
On def. 6-0	20/34	7/15	4/6	3/5	5	3	2
On def. 5-1	2/2	0/0	0/0	0/0	0	0	0
On def. 3-3	0/0	0/0	0/0	0/0	1	0	0
On def. press.	1/1	0/0	0/0	1/1	0	0	0
Fastbreak	2/2				0	0	0

### Defense by type

	Total	9m	6m	Wing	Stl.	C7	2m
Def. 6-0	22/34	9/19	1/3	3/3	3	0	0
Fastbreak	2/3				0	0	4

### Defense with superiority / minority / goalkeeper out

	Attack				Reaction		
	Att.	Eff.	Shots	TF	FB	LD	Tot.
6 on 6 (GK out)	1	100%	1/1	0	0/0	0/0	0/0
6 on 6	38	50%	19/30	8			
5 on 6	1	0%	0/1	0			
6 on 5	7	86%	6/6	1			

Numbers show attacking numbers of opponent. Lower efficiency of opponent means better defense of this team

### Attack with superiority / minority / goalkeeper out

	Attack				Reaction		
	Att.	Eff.	Shots	TF	FB	LD	Tot.
7 on 6 (GK out)	3	67%	2/2	1	0/0	0/0	0/0
6 on 6 (GK out)	6	67%	4/6	0	1/1	2/2	3/3
6 on 6	34	56%	19/30	4			
6 on 5	4	50%	2/3	1			

Player superiority / GK out counted at the end of attack (in case it changes during attack)

# Jersey number Tot. Total shooting 6m 6m (line) shooting 9m 9m shooting Wng Wing shooting FB Fastbreak sh. 7m 7m penalty sh.  
 Brk. Breakthrough sh. LD Long distance sh. As. Assists PC Pass clear chance E7 Earned 7m pen. TF Technical faults St. Steals  
 2m 2m punishments C7. Committed 7m E2 Earned 2m pun. YC. Yellow cards R/B Red/Blue cards Blk. Blocks S Starting Line-up



# 2024 IHF Men's Olympic Qualification Tournament



Tournament 1, 1. round

## Match Team Statistics

Match No. 2

## Slovenia 27 - 26 Brazil

(13 - 12) (14 - 14)

14.3.2024. 21:00

Attendance: 1968

Palau d'Esports de Granollers

Referees: Youcef Belkhiri (ALG) / Sidali Hamidi (ALG)

### Shot distribution by player

#### 3 B. Blagotinsek

0/1		
	1/1	1/1

#### 8 B. Janc

		2/2
		0/1
3/3		2/2

1 miss.

#### 11 J. Dolenc


#### 17 N. Cehte

0/1		1/1

#### 19 S. Slatinek Jovicic


#### 20 T. Kodrin

		1/1
		2/2

#### 22 M. Gaber

0/1		

#### 23 M. Zarabec

		1/1
1/1		

#### 27 K. Horzen


#### 44 D. Bombac

1/1		
1/1	0/1	
0/1	1/1	

1 block

#### 51 B. Mackovsek

1/1		
1/1		
1/1		

1 miss. 1/1 lob

#### 77 D. Novak

	0/1	1/1

#### 88 A. Vlah

0/3		
2/2		2/3

1 block

#### 95 M. Suholeznik


### TOTAL

2/2	0/1	4/4
2/8	0/1	2/3
7/8	2/2	7/8

2 miss. 2 block 1/1 lob

### Saves distribution goalkeepers

#### 26 K. Ferlin

	0/1	1/4
0/1		2/3
1/7	0/1	1/6

#### 90 U. Lesjak

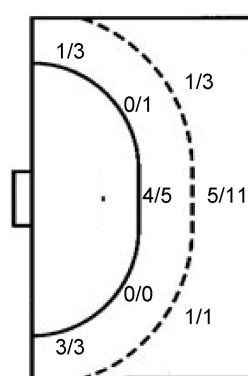
0/1		
0/2	0/1	0/1

### TOTAL

0/1	0/1	1/4
0/1		2/3
1/9	0/2	1/7

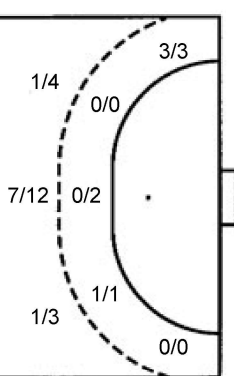
### Shots by position

#### ATTACK



7m penalties 2/3  
Fastbreak 0/0  
Breakthrough 4/5  
Long dist. 3/3

#### DEFENSE



7m penalties 0/0  
Fastbreak 0/2  
Breakthrough 7/12  
Long dist. 1/3

### Shooting statistics

Position	Goals	Sav.	Miss.	Post	Blk.	Total	%
Back (9m)	7	5	1	0	2	15	47
Line (6m)	4	2	0	0	0	6	67
Wing	4	2	0	0	0	6	67
7m penalties	2	1	0	0	0	3	67
Fastbreak	2	0	0	0	0	2	100
Breakthrough	8	1	1	0	0	10	80
<b>Total</b>	<b>27</b>	<b>11</b>	<b>2</b>	<b>0</b>	<b>2</b>	<b>42</b>	<b>64</b>

# Jersey number Tot. Total shooting 6m 6m (line) shooting 9m 9m shooting Wng Wing shooting FB Fastbreak sh. 7m 7m penalty sh.  
Brk. Breakthrough sh. LD Long distance sh. As. Assists PC Pass clear chance E7 Earned 7m pen. TF Technical faults St. Steals  
2m 2m punishments C7. Committed 7m E2 Earned 2m pun. YC. Yellow cards R/B Red/Blue cards Blk. Blocks S Starting Line-up

Handball statistics and livescore by Toma-soft ltd (www.toma-soft.hr)



# 2024 IHF Men's Olympic Qualification Tournament



Tournament 1, 1. round

Match Team Statistics

## Slovenia 27 - 26 Brazil

14.3.2024. 21:00

Match No. 2

(13 - 12) (14 - 14)

Attendance: 1968

Palau d'Esports de Granollers

Referees: Youcef Belkhir (ALG) / Sidali Hamidi (ALG)

### Brazil

#	Surname and name	S	Goals / shots								Attack				Def.			Penalties				TP						
			Tot.	%	9m	6m	Wing	7m	FB	Brk.	LD	As.	PC	E7	E2	TF	St.	C7	Blk	YC	2m		R	B				
4	DA SILVA Joao Pedro		4/5	80	0/1											1												18:50
5	TORRIANI Guilherme		1/1	100				1/1																				17:27
9	ABRAHAO Leonardo		2/2	100	1/1										1													10:54
13	MORAES Rogerio	S	0/1	0		0/1												1										24:08
14	PETRUS Thiagus	S																	2									37:16
16	DA ROSA Rangel	S													2													58:34
22	SILVA SANTOS Washington Luiz																											11:03
33	DUTRA FERREIRA Leonardo																	1										5:34
37	LANGARO Haniel	S	0/2	0	0/2										1													19:35
57	LIMA DE CARVALHO Vinicios Angelo		2/2	100														2	1	1								21:32
77	HACKBARTH Rudolph	S	1/2	50	1/1				0/1											1								48:17
80	OLIVEIRA Edney		4/5	80		1/2				1/1																		38:12
83	MONTE DA SILVA Hugo Bryan		5/10	50	5/10									4	1			2										33:19
95	RODRIGUES Gustavo	S	4/6	67	2/4																							38:37
97	MARTINS NASCIMENTO Mateus Cristian																											0:14
99	DUPOUX Jean-Pierre	S	3/3	100				2/2		1/1																		36:28
	Team / bench																											
	UKUPNO		26/39	67	9/19	1/3	3/3	0/0	2/3	9/9	2/2			7	3	0	4	9	2	3	2	0	2	0	0			

#	Surname and name	Saves / shots								
		Tot.	%	9m	6m	Wing	7m	FB	Brk.	LD
16	DA ROSA Rangel	11/37	30	5/12	2/6	2/6	1/2	0/2	1/9	
97	MARTINS NASCIMENTO Mateus Cristian	0/1	0				0/1			
	TOTAL	11/38	29	5/12	2/6	2/6	1/3	1/2	1/9	0/0

Coach: **Marcus Ricardo De Oliveira**

Number of attacks: 47, Efficiency: 55%, Average Duration: 36.55 seconds

### Attack by type of defense

	Shots	9m	6m	Wing	TF	E7	E2
On def. 6-0	22/34	9/19	1/3	3/3	9	0	4
Fastbreak	2/3				0	0	0

### Defense by type

	Total	9m	6m	Wing	Stl.	C7	2m
Def. 6-0	20/34	7/15	4/6	3/5	1	3	0
Def. 5-1	2/2	0/0	0/0	0/0	0	0	0
Def. 3-3	0/0	0/0	0/0	0/0	1	0	0
Def. press.	1/1	0/0	0/0	1/1	0	0	0
Fastbreak	2/2				0	0	2

### Attack with superiority / minority / goalkeeper out

	Attack				Reaction		
	Att.	Eff.	Shots	TF	FB	LD	Tot.
6 on 6 (GK out)	1	100%	1/1	0	0/0	0/0	0/0
6 on 6	38	50%	19/30	8			
5 on 6	1	0%	0/1	0			
6 on 5	7	86%	6/6	1			

Player superiority / GK out counted at the end of attack (in case it changes during attack)

### Defense with superiority / minority / goalkeeper out

	Attack				Reaction		
	Att.	Eff.	Shots	TF	FB	LD	Tot.
7 on 6 (GK out)	3	67%	2/2	1	0/0	0/0	0/0
6 on 6 (GK out)	6	67%	4/6	0	1/1	2/2	3/3
6 on 6	34	56%	19/30	4			
6 on 5	4	50%	2/3	1			

Numbers show attacking numbers of opponent. Lower efficiency of opponent means better defense of this team

# Jersey number Tot. Total shooting 6m 6m (line) shooting 9m 9m shooting Wng Wing shooting FB Fastbreak sh. 7m 7m penalty sh.  
 Brk. Breakthrough sh. LD Long distance sh. As. Assists PC Pass clear chance E7 Earned 7m pen. TF Technical faults St. Steals  
 2m 2m punishments C7. Committed 7m E2 Earned 2m pun. YC. Yellow cards R/B Red/Blue cards Blk. Blocks S Starting Line-up

Handball statistics and livescore by Toma-soft ltd (www.toma-soft.hr)



# 2024 IHF Men's Olympic Qualification Tournament



Tournament 1, 1. round

## Match Team Statistics

Match No. 2

## Slovenia 27 - 26 Brazil

(13 - 12) (14 - 14)

14.3.2024. 21:00

Attendance: 1968

Palau d'Esports de Granollers

Referees: Youcef Belkhiri (ALG) / Sidali Hamidi (ALG)

### Shot distribution by player

<b>4 J. Da Silva</b>	<b>5 G. Tomiani</b>	<b>9 L. Abrahao</b>	<b>13 R. Moraes</b>	<b>14 T. Petrus</b>	<b>22 W. Silva Santos</b>	<b>33 L. Dutra Ferreira</b>
0/1		1/1				
1/1 1/1 2/2		1/1				
			1 post			
<b>37 H. Langaro</b>	<b>57 V. Lima De Carvalho</b>	<b>77 R. Hackbarth</b>	<b>80 E. Oliveira</b>	<b>83 H. Monte Da Silva</b>	<b>95 G. Rodrigues</b>	<b>99 J. Dupoux</b>
		0/1		1/1 2/2	1/1 0/1	1/1
0/1	1/1 1/1	1/1	2/3	1/1 1/1	2/2	2/2
1 post				3 miss. 2 block	1 block	

### TOTAL

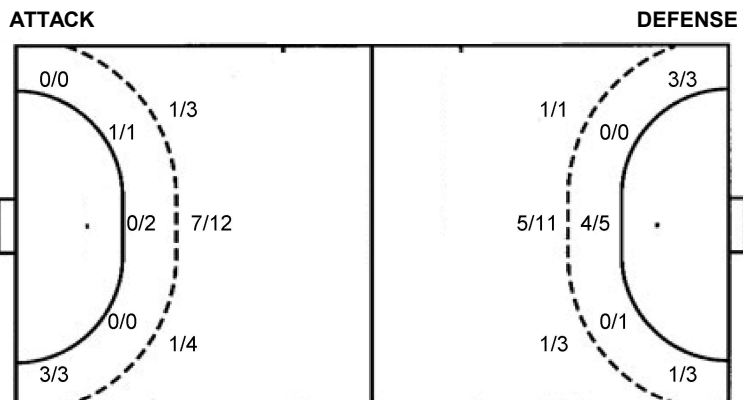
1/1	1/1	3/4
1/1	3/3	1/3
8/9	2/2	6/7

2 post 3 miss. 3 block

### Saves distribution goalkeepers

<b>16 R. Da Rosa</b>	<b>97 M. Martins Nascimento</b>	<b>TOTAL</b>
0/2 1/1 0/4		0/2 1/1 0/4
6/8 1/1 1/3		6/8 1/1 1/3
1/7 0/2 1/8		1/8 0/2 1/8
	0/1	

### Shots by position



7m penalties	0/0	7m penalties	2/3
Fastbreak	2/3	Fastbreak	2/2
Breakthrough	9/9	Breakthrough	8/10
Long dist.	2/2	Long dist.	0/0

### Shooting statistics

Position	Goals	Sav.	Miss.	Post	Blk.	Total	%
Back (9m)	9	3	3	1	3	19	47
Line (6m)	1	1	0	1	0	3	33
Wing	3	0	0	0	0	3	100
7m penalties	0	0	0	0	0	0	0
Fastbreak	2	1	0	0	0	3	67
Breakthrough	9	0	0	0	0	9	100
<b>Total</b>	<b>24</b>	<b>5</b>	<b>3</b>	<b>2</b>	<b>3</b>	<b>37</b>	<b>65</b>

# Jersey number Tot. Total shooting 6m 6m (line) shooting 9m 9m shooting Wng Wing shooting FB Fastbreak sh. 7m 7m penalty sh.  
 Brk. Breakthrough sh. LD Long distance sh. As. Assists PC Pass clear chance E7 Earned 7m pen. TF Technical faults St. Steals  
 2m 2m punishments C7. Committed 7m E2 Earned 2m pun. YC. Yellow cards R/B Red/Blue cards Blk. Blocks S Starting Line-up

Handball statistics and livescore by Toma-soft ltd (www.toma-soft.hr)

