



# 26th IHF Women's World Championship

Denmark • Norway • Sweden

Main Round II, 3. round



Match Team Statistics

Match No. 85

## Slovenia 32 - 27 Austria

(19 - 14) (13 - 13)

10.12.2023. 18:00

Attendance: 4060

Trondheim Spektrum

Referees: Cristian Lemes (URU) / Mathias Sosa (URU)

### Slovenia

Players		Goals / shots										Attack				Def.			Penalties				TP		
#	Surname and name	S	Tot.	%	9m	6m	Wing	7m	FB	Brk.	LD	As.	PC	E7	E2	TF	St.	C7	Blk	YC	2m	R	B		
2	KLEMENČIČ Valentina Tina															1									18:09
4	NOVAK Erin																								0:03
6	GROS Ana	S	3/4	75	2/3					1/1		4				5									29:59
8	MARKOVIČ Ema Marija		0/1	0					0/1							1									15:35
9	SPREITZER Nina	S	1/2	50					0/1		1/1					1	2		1	1	1				43:04
10	STANKO Tjaša		5/8	63	0/1				2/3	3/4		2	2			3									29:42
11	ABINA Ana		0/1	0	0/1																				13:03
14	MAVSAR Tamara	S	11/14	79		2/2	0/1		5/5	2/3	2/3	2				4	1								47:16
16	VOJNOVIČ Maja		0/1	0							0/1					1									40:49
17	LJEPOJA Nataša	S	2/2	100					2/2			3	2			1								1	43:54
20	VARAGIČ Alja	S	3/5	60			2/4		1/1				1				1								44:15
21	PANDŽIČ Amra	S										1													16:38
25	LAZOVIČ Barbara	S	5/6	83	1/2					3/3	1/1	1	1			3	1								36:39
28	SVETIK Maja		1/2	50		0/1					1/1						1	4							27:27
35	HRVATIN Ema		1/1	100	1/1								1												1:29
88	ABINA Ema											1													11:54
	Team / bench															1									
	UKUPNO		32/47	68	4/8	2/3	2/5	0/0	10/13	9/11	5/7	14	7	0	0	21	6	4	1	1	2	0	0		

Goalkeepers		Saves / shots									
#	Surname and name	Tot.	%	9m	6m	Wing	7m	FB	Brk.	LD	
16	VOJNOVIČ Maja	5/23	22	2/9	1/3	1/3	0/2	0/2	1/4		
21	PANDŽIČ Amra	3/12	25	1/5			1/2	0/1	0/2	1/2	
	TOTAL	8/35	23	3/14	1/3	1/3	1/4	0/3	1/6	1/2	

Coach: Dragan Adžić

Number of attacks: 68, Efficiency: 47%, Average Duration: 23.53 seconds

### Attack by type of defense

	Shots	9m	6m	Wing	TF	E7	E2
On def. 6-0	11/17	4/7	2/2	0/2	12	0	0
On def. 5-1	6/10	0/1	0/1	2/3	9	0	0
Fastbreak	10/13				0	0	0

### Defense by type

	Total	9m	6m	Wing	Stl.	C7	2m
Def. 6-0	20/39	11/24	2/4	2/5	6	4	0
Fastbreak	3/3				0	0	2

### Attack with superiority / minority / goalkeeper out

	Attack				Reaction		
	Att.	Eff.	Shots	TF	FB	LD	Tot.
7 on 6 (GK out)	1	100%	1/1	0	0/0	0/0	0/0
6 on 6 (GK out)	4	25%	1/3	1	0/0	1/2	1/2
6 on 6	63	48%	30/43	20			

Player superiority / GK out counted at the end of attack (in case it changes during attack)

### Defense with superiority / minority / goalkeeper out

	Attack				Reaction		
	Att.	Eff.	Shots	TF	FB	LD	Tot.
7 on 6 (GK out)	14	36%	5/8	6	1/1	4/5	5/6
6 on 6	48	42%	20/34	14			
6 on 5	4	50%	2/4	0			

Numbers show attacking numbers of opponent. Lower efficiency of opponent means better defense of this team

# Jersey number Tot. Total shooting 6m 6m (line) shooting 9m 9m shooting Wng Wing shooting FB Fastbreak sh. 7m 7m penalty sh.  
 Brk. Breakthrough sh. LD Long distance sh. As. Assists PC Pass clear chance E7 Earned 7m pen. TF Technical faults St. Steals  
 2m 2m punishments C7. Committed 7m E2 Earned 2m pun. YC. Yellow cards R/B Red/Blue cards Blk. Blocks S Starting Line-up

Handball statistics and livescore by Toma-soft ltd (www.toma-soft.hr)



# 26th IHF Women's World Championship

Denmark • Norway • Sweden

Main Round II, 3. round



## Match Team Statistics

Match No. 85

## Slovenia 32 - 27 Austria

(19 - 14) (13 - 13)

10.12.2023. 18:00

Attendance: 4060

Trondheim Spektrum

Referees: Cristian Lemes (URU) / Mathias Sosa (URU)

## Shot distribution by player

### 2 V. Klemenčič


### 4 E. Novak


### 6 A. Gros

1/1		1/1
0/1		
1/1		

### 8 E. Marković

0/1		

### 9 N. Spreitzer

1/1		0/1

### 10 T. Stanko

		1/1
3/3	0/1	1/2

1 post

### 11 A. Abina

0/1		

### 14 T. Mavsar

4/4	0/1	2/2
	2/2	1/1
1/1		

1 post 1 miss. 1/1 lob

### 17 N. Ljepoja

2/2		

### 20 A. Varagić

1/1		
1/1		
1/1		

2 post

### 25 B. Lazović

	1/1	
2/2		2/2

1 miss.

### 28 M. Svetik

	0/1	
	1/1	

### 35 E. Hrvatinić

1/1		

### 88 E. Abina


## TOTAL

6/6	0/2	4/4
3/5	4/4	1/2
10/11	0/1	3/4

4 post 2 miss. 1/1 lob

## Saves distribution goalkeepers

### 16 M. Vojnovič

0/3		1/2
1/3		1/2
0/4	2/3	0/6

### 21 A. Pandžić

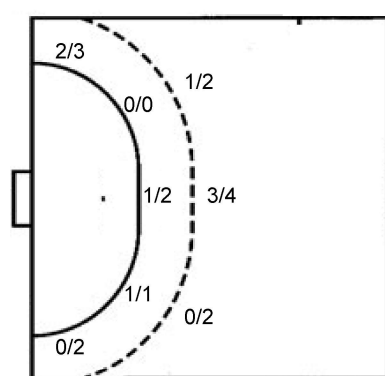
0/1		0/1
1/1	2/3	
0/2	0/1	0/3

## TOTAL

0/4		1/3
2/4	2/3	1/2
0/6	2/4	0/9

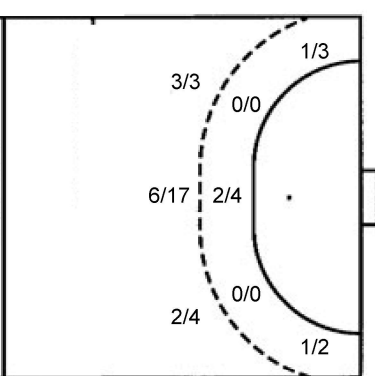
## Shots by position

### ATTACK



7m penalties 0/0  
 Fastbreak 10/13  
 Breakthrough 9/11  
 Long dist. 5/7

### DEFENSE



7m penalties 3/4  
 Fastbreak 3/3  
 Breakthrough 5/6  
 Long dist. 1/2

## Shooting statistics

Position	Goals	Sav.	Miss.	Post	Blk.	Total	%
Back (9m)	4	3	1	0	0	8	50
Line (6m)	2	1	0	0	0	3	67
Wing	2	0	0	3	0	5	40
7m penalties	0	0	0	0	0	0	0
Fastbreak	10	2	0	1	0	13	77
Breakthrough	9	2	0	0	0	11	82
<b>Total</b>	<b>27</b>	<b>8</b>	<b>1</b>	<b>4</b>	<b>0</b>	<b>40</b>	<b>68</b>

# Jersey number Tot. Total shooting 6m 6m (line) shooting 9m 9m shooting Wng Wing shooting FB Fastbreak sh. 7m 7m penalty sh.  
 Brk. Breakthrough sh. LD Long distance sh. As. Assists PC Pass clear chance E7 Earned 7m pen. TF Technical faults St. Steals  
 2m 2m punishments C7. Committed 7m E2 Earned 2m pun. YC. Yellow cards R/B Red/Blue cards Blk. Blocks S Starting Line-up

Handball statistics and livescore by Toma-soft ltd (www.toma-soft.hr)



# 26th IHF Women's World Championship

Denmark • Norway • Sweden

Main Round II, 3. round



Match Team Statistics

Match No. 85

## Slovenia 32 - 27 Austria

(19 - 14) (13 - 13)

10.12.2023. 18:00

Attendance: 4060

Trondheim Spektrum

Referees: Cristian Lemes (URU) / Mathias Sosa (URU)

### Austria

Players		Goals / shots									Attack					Def.			Penalties				TP		
#	Surname and name	S	Tot.	%	9m	6m	Wing	7m	FB	Brk.	LD	As.	PC	E7	E2	TF	St.	C7	Blk	YC	2m	R		B	
1	IVANČOK Lena																								16:15
3	PANDZA Katarina	S	7/12	58	2/7			2/2		3/3		1	1	3		2	1								56:19
6	DEDIĆ Mirela	S	2/4	50			1/3		1/1							1									59:45
9	KOVACS Patricia	S	4/8	50	2/5			1/2		1/1		2	1			5	1								32:42
15	WESS Claudia	S	1/2	50			1/1				0/1														41:17
16	BLAŽEK Petra	S	0/1	0			0/1																		36:42
18	DRAMAC Kristina		4/5	80	4/5											2									8:48
19	GSCHWENTNER Lilli		1/1	100					1/1								1								14:05
22	KAISER Stefanie		0/2	0		0/2																			23:48
29	IVANČOK Ines	S	3/6	50	2/5						1/1					1									37:12
44	LEITNER Nora																								6:24
57	HUBER Josephine	S	2/2	100		2/2									2	2	1								55:11
64	PANDZA Ana		1/3	33	0/1				1/1	0/1		2		1		4	2								20:01
67	REICHERT Johanna		2/2	100	1/1					1/1		1	1			3	1								10:19
	Team / bench																								
	UKUPNO		27/48	56	11/24	2/4	2/5	3/4	3/3	5/6	1/2	6	3	4	2	20	7	0	0	0	0	0	0	0	

Goalkeepers		Saves / shots								
#	Surname and name	Tot.	%	9m	6m	Wing	7m	FB	Brk.	LD
1	IVANČOK Lena	3/8	38	1/2				1/2	0/3	1/1
16	BLAŽEK Petra	6/28	21	2/5	1/3	0/2		1/10	2/8	
	TOTAL	9/36	25	3/7	1/3	0/2	0/0	2/12	2/11	1/1

Coach: Herbert Müller

Number of attacks: 66, Efficiency: 41%, Average Duration: 35.68 seconds

### Attack by type of defense

	Shots	9m	6m	Wing	TF	E7	E2
On def. 6-0	20/39	11/24	2/4	2/5	20	4	2
Fastbreak	3/3				0	0	0

### Defense by type

	Total	9m	6m	Wing	Stl.	C7	2m
Def. 6-0	11/17	4/7	2/2	0/2	4	0	0
Def. 5-1	6/10	0/1	0/1	2/3	3	0	0
Fastbreak	10/13				0	0	0

### Attack with superiority / minority / goalkeeper out

	Attack				Reaction		
	Att.	Eff.	Shots	TF	FB	LD	Tot.
7 on 6 (GK out)	14	36%	5/8	6	1/1	4/5	5/6
6 on 6	48	42%	20/34	14			
6 on 5	4	50%	2/4	0			

Player superiority / GK out counted at the end of attack (in case it changes during attack)

### Defense with superiority / minority / goalkeeper out

	Attack				Reaction		
	Att.	Eff.	Shots	TF	FB	LD	Tot.
7 on 6 (GK out)	1	100%	1/1	0	0/0	0/0	0/0
6 on 6 (GK out)	4	25%	1/3	1	0/0	1/2	1/2
6 on 6	63	48%	30/43	20			

Numbers show attacking numbers of opponent. Lower efficiency of opponent means better defense of this team

# Jersey number Tot. Total shooting 6m 6m (line) shooting 9m 9m shooting Wng Wing shooting FB Fastbreak sh. 7m 7m penalty sh.  
 Brk. Breakthrough sh. LD Long distance sh. As. Assists PC Pass clear chance E7 Earned 7m pen. TF Technical faults St. Steals  
 2m 2m punishments C7 Committed 7m E2 Earned 2m pun. YC Yellow cards R/B Red/Blue cards Blk. Blocks S Starting Line-up



# 26th IHF Women's World Championship

Denmark • Norway • Sweden

Main Round II, 3. round



## Match Team Statistics

Match No. 85

## Slovenia 32 - 27 Austria

(19 - 14) (13 - 13)

10.12.2023. 18:00

Attendance: 4060

Trondheim Spektrum

Referees: Cristian Lemes (URU) / Mathias Sosa (URU)

### Shot distribution by player

#### 3 K. Pandza

2/2		0/1
1/1	2/2	2/2

3 post 1 miss.

#### 6 M. Dedić

1/1		
		0/1
1/1		

1 post

#### 9 P. Kovács

1/2	0/1	
		3/3

1 miss. 1 block

#### 15 C. Wess

	0/1	
1/1		

1 post

#### 18 K. Dramac

1/1		
		1/1
1/1		1/1

1 post

#### 19 L. Gschwentner

1/1		

1 post

#### 22 S. Kaiser

	0/1	

1 post

#### 29 I. Ivančok

		2/2
0/1	1/1	

1 post 1 miss.

#### 44 N. Leitner


#### 57 J. Huber

		2/2

#### 64 A. Pandza

1/1		
	0/1	

1 post

#### 67 J. Reichert

1/1		1/1

#### TOTAL

4/4		2/3
2/4	1/3	1/2
6/6	2/4	9/9

8 post 3 miss. 1 block

### Saves distribution goalkeepers

#### 1 L. Ivančok

0/1		0/1
0/1	1/1	
1/3		1/1

#### 16 P. Blažek

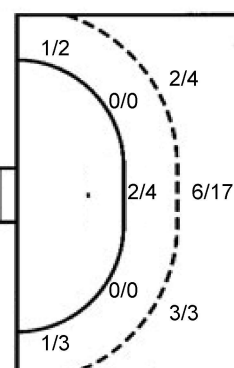
0/5	2/2	0/3
2/3		1/2
0/8	1/1	0/3

#### TOTAL

0/6	2/2	0/4
2/4	1/1	1/2
1/11	1/1	1/4

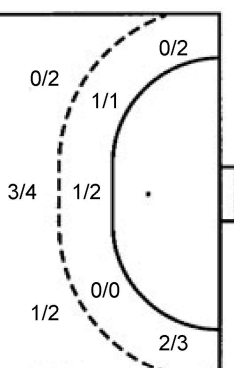
### Shots by position

#### ATTACK



7m penalties 3/4  
Fastbreak 3/3  
Breakthrough 5/6  
Long dist. 1/2

#### DEFENSE



7m penalties 0/0  
Fastbreak 10/13  
Breakthrough 9/11  
Long dist. 5/7

### Shooting statistics

Position	Goals	Sav.	Miss.	Post	Blk.	Total	%
Back (9m)	11	3	3	6	1	24	46
Line (6m)	2	1	0	1	0	4	50
Wing	2	1	1	1	0	5	40
7m penalties	3	1	0	0	0	4	75
Fastbreak	3	0	0	0	0	3	100
Breakthrough	5	1	0	0	0	6	83
<b>Total</b>	<b>26</b>	<b>7</b>	<b>4</b>	<b>8</b>	<b>1</b>	<b>46</b>	<b>57</b>

# Jersey number Tot. Total shooting 6m 6m (line) shooting 9m 9m shooting Wng Wing shooting FB Fastbreak sh. 7m 7m penalty sh.  
Brk. Breakthrough sh. LD Long distance sh. As. Assists PC Pass clear chance E7 Earned 7m pen. TF Technical faults St. Steals  
2m 2m punishments C7. Committed 7m E2 Earned 2m pun. YC. Yellow cards R/B Red/Blue cards Blk. Blocks S Starting Line-up

Handball statistics and livescore by Toma-soft ltd (www.toma-soft.hr)

