



# 26th IHF Women's World Championship

Denmark • Norway • Sweden

Main Round IV, 2. round



Match Team Statistics

Match No. 67

## Ukraine 21 - 40 Netherlands

(8 - 19) (13 - 21)

8.12.2023. 20:30

Attendance: 823

Arena Nord

Referees: Maali Alenezi (KUW) / Dalal Alnaseem (KUW)

### Ukraine

#	Surname and name	S	Goals / shots								Attack					Def.			Penalties				TP				
			Tot.	%	9m	6m	Wing	7m	FB	Brk.	LD	As.	PC	E7	E2	TF	St.	C7	Blk	YC	2m	R		B			
1	BALOH Yudit																										27:52
7	MARKEVYCH Mariana		3/7	43	0/2																						31:42
8	SOSKYDA Karina																										9:05
9	ANDRIICHUK Iuliia		0/3	0	0/3																						19:23
10	PROKOPIAK Iryna	S	2/4	50		2/4																					32:38
12	GLADUN Mariia	S																									29:19
14	POLIAK Tetiana	S	1/1	100	1/1																						26:11
15	MELEKESTSEVA Anastasiya																										16:14
18	KOHUCH Yevheniia		1/4	25	1/4																						10:48
19	SMBATIAN Tamara	S	2/6	33	0/3	1/1																					29:31
21	DIACHENKO Olesia		2/3	67		1/1	1/2																				37:50
22	KOZAK Kateryna	S	1/3	33			1/1																				51:34
28	KONOVALOVA Maryna	S																									14:00
32	SHUKAL Milana		5/9	56	3/6																						28:04
33	KOMPANIETS Iryna	S	2/3	67	1/2	1/1																					37:04
34	KOLODIUK Karyna		2/3	67		2/3																					18:45
	Team / bench																										
	UKUPNO		21/46	46	6/21	7/10	2/3	0/0	1/3	5/9	0/0																

#	Surname and name	Saves / shots								
		Tot.	%	9m	6m	Wing	7m	FB	Brk.	LD
1	BALOH Yudit	7/28	25	2/8	0/1	2/7	1/2	2/6	0/4	
12	GLADUN Mariia	8/26	31	3/7	1/3	1/8		1/4	2/4	
	TOTAL	15/54	28	5/15	1/4	3/15	1/2	3/10	2/8	0/0

Coach: Vitalii Andronov

Number of attacks: 65, Efficiency: 32%, Average Duration: 34.06 seconds

### Attack by type of defense

	Shots	9m	6m	Wing	TF	E7	E2
On def. 6-0	17/38	5/20	6/7	1/2	19	0	2
On def. 5-1	3/5	1/1	1/3	1/1	3	0	0
Fastbreak	1/3				0	0	0

### Defense by type

	Total	9m	6m	Wing	Stl.	C7	2m
Def. 6-0	29/42	10/17	2/3	11/14	2	2	0
Fastbreak	7/11				0	0	3

### Attack with superiority / minority / goalkeeper out

	Attack				Reaction		
	Att.	Eff.	Shots	TF	FB	LD	Tot.
6 on 6 (GK out)	6	67%	4/4	2	0/0	1/1	1/1
6 on 6	54	28%	15/35	19			
6 on 5	5	40%	2/4	1			

### Defense with superiority / minority / goalkeeper out

	Attack				Reaction		
	Att.	Eff.	Shots	TF	FB	LD	Tot.
6 on 6 (GK out)	3	67%	2/3	0	0/0	0/0	0/0
6 on 6	55	60%	33/46	9			
6 on 5	7	71%	5/7	0			

Numbers show attacking numbers of opponent. Lower efficiency of opponent means better defense of this team

Player superiority / GK out counted at the end of attack (in case it changes during attack)

# Jersey number Tot. Total shooting 6m 6m (line) shooting 9m 9m shooting Wng Wing shooting FB Fastbreak sh. 7m 7m penalty sh.  
 Brk. Breakthrough sh. LD Long distance sh. As. Assists PC Pass clear chance E7 Earned 7m pen. TF Technical faults St. Steals  
 2m 2m punishments C7. Committed 7m E2 Earned 2m pun. YC. Yellow cards R/B Red/Blue cards Blk. Blocks S Starting Line-up



# 26th IHF Women's World Championship

Denmark • Norway • Sweden

Main Round IV, 2. round



## Match Team Statistics

Match No. 67

## Ukraine 21 - 40 Netherlands

(8 - 19) (13 - 21)

8.12.2023. 20:30

Attendance: 823

Arena Nord

Referees: Maali Alenezi (KUW) / Dalal Alnaseem (KUW)

### Shot distribution by player

#### 7 M. Markevych

1/1		1/2
	1/3	0/1

#### 8 K. Soskyda


#### 9 I. Andrichuk

0/1		

1 miss. 1 block

#### 10 I. Prokopiak

		1/1
1/2		

0/1 lob

#### 14 T. Poliak

	1/1	

#### 15 A. Melekestseva


#### 18 Y. Kohuch

	1/1	
0/1		

1 post 1 block

#### 19 T. Smbatian

	0/1	1/1
	0/1	
	1/1	0/1

1 block

#### 21 O. Diachenko

		1/1
0/1		

#### 22 K. Kozak

	0/1	

#### 28 M. Konovalova


#### 32 M. Shukal

1/1		1/1
3/3		

2 post 2 miss.

#### 33 I. Kompaniets

1/1		

1 block

#### 34 K. Kolodiuk

0/1		
1/1		

1/1 lob

### TOTAL

2/3	1/2	5/6
2/5	0/2	
7/8	3/6	0/2

3 post 3 miss. 4 block 1/2 lob

### Saves distribution goalkeepers

#### 1 Y. Baloh

0/4		0/5
1/2		2/4
1/5	1/3	1/4

#### 12 M. Gladun

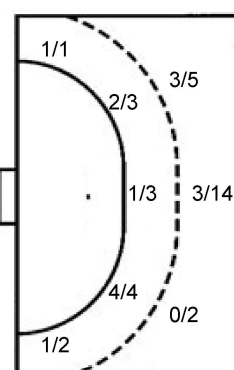
1/3	0/1	1/5
2/4	0/1	0/1
2/4	2/2	0/4

#### TOTAL

1/7	0/1	1/10
3/6	0/1	2/5
3/9	3/5	1/8


### Shots by position

#### ATTACK



7m penalties	0/0
Fastbreak	1/3
Breakthrough	5/9
Long dist.	0/0

#### DEFENSE



7m penalties	1/2
Fastbreak	7/11
Breakthrough	6/8
Long dist.	1/1

### Shooting statistics

Position	Goals	Sav.	Miss.	Post	Blk.	Total	%
Back (9m)	6	6	3	2	4	21	29
Line (6m)	7	3	0	0	0	10	70
Wing	2	1	0	0	0	3	67
7m penalties	0	0	0	0	0	0	0
Fastbreak	1	2	0	0	0	3	33
Breakthrough	5	3	0	1	0	9	56
<b>Total</b>	<b>21</b>	<b>15</b>	<b>3</b>	<b>3</b>	<b>4</b>	<b>46</b>	<b>46</b>

# Jersey number Tot. Total shooting 6m 6m (line) shooting 9m 9m shooting Wng Wing shooting FB Fastbreak sh. 7m 7m penalty sh.  
 Brk. Breakthrough sh. LD Long distance sh. As. Assists PC Pass clear chance E7 Earned 7m pen. TF Technical faults St. Steals  
 2m 2m punishments C7. Committed 7m E2 Earned 2m pun. YC. Yellow cards R/B Red/Blue cards Blk. Blocks S Starting Line-up

Handball statistics and livescore by Toma-soft ltd (www.toma-soft.hr)



# 26th IHF Women's World Championship

Denmark • Norway • Sweden

Main Round IV, 2. round



Match Team Statistics

Match No. 67

## Ukraine 21 - 40 Netherlands

(8 - 19) (13 - 21)

8.12.2023. 20:30

Attendance: 823

Arena Nord

Referees: Maali Alenezi (KUW) / Dalal Alnaseem (KUW)

### Netherlands

#	Surname and name	S	Goals / shots								Attack				Def.			Penalties				TP							
			Tot.	%	9m	6m	Wing	7m	FB	Brk.	LD	As.	PC	E7	E2	TF	St.	C7	Blk	YC	2m		R	B					
6	VAN DER HEIJDEN Laura		5/5	100	2/2						3/3				2	2			2										30:00
8	ABBINGH Lois	S	8/11	73	5/8				1/1	1/1	1/1			4					1		1							56:34	
9	NÜSSER Larissa		2/2	100	1/1									3	2	1	1	3			1							24:41	
12	VAN WETERING Bo	S	4/6	67				3/3		1/3																		24:34	
13	BROCH Yvette		2/2	100		2/2																			1			16:06	
16	HAGGERTY Tamara		1/1	100		1/1										1	1	2	1									30:00	
18	DULFER Kelly		2/3	67	1/1						0/1	1/1		1	2				2		2							24:52	
20	SMITS Inger	S	0/1	0							0/1			2			1								1			20:42	
23	VAN VLIET Lois		3/5	60				1/1		2/4																		35:23	
26	MALESTEIN Angela	S	4/6	67				3/4	0/1	1/1																		16:09	
30	DUIJNDAM Rinka	S												2	2													38:26	
31	VOLLEBREGT Kelly		6/8	75				5/7		1/1				1				1	1									43:40	
33	LIEDER Tess													2														19:34	
38	TEN HOLTE Yara																												
44	VAN DER VLIET Nikita	S	1/2	50		0/1				1/1				1														19:58	
48	HOUSHEER Dione	S	2/6	33	1/5						1/1			4	1			1	1									19:21	
	Team / bench																												
	UKUPNO		40/58	69	10/17	3/4	12/15	1/2	7/11	6/8	1/1			22	9	2	3	9	6	0	5	0	2	0	0				

#	Surname and name	Saves / shots								
		Tot.	%	9m	6m	Wing	7m	FB	Brk.	LD
30	DUIJNDAM Rinka	10/21	48	5/7	2/5	1/2		1/2	1/5	
33	LIEDER Tess	5/15	33	1/5	1/5	0/1		1/1	2/3	
38	TEN HOLTE Yara									
	TOTAL	15/36	42	6/12	3/10	1/3	0/0	5/3	3/8	0/0

Coach: Per Johansson

Number of attacks: 65, Efficiency: 62%, Average Duration: 21.63 seconds

### Attack by type of defense

	Shots	9m	6m	Wing	TF	E7	E2
On def. 6-0	29/42	10/17	2/3	11/14	9	2	3
Fastbreak	7/11				0	0	0

### Defense by type

	Total	9m	6m	Wing	Stl.	C7	2m
Def. 6-0	17/38	5/20	6/7	1/2	5	0	0
Def. 5-1	3/5	1/1	1/3	1/1	1	0	0
Fastbreak	1/3				0	0	2

### Attack with superiority / minority / goalkeeper out

	Attack				Reaction		
	Att.	Eff.	Shots	TF	FB	LD	Tot.
6 on 6 (GK out)	3	67%	2/3	0	0/0	0/0	0/0
6 on 6	55	60%	33/46	9			
6 on 5	7	71%	5/7	0			

Player superiority / GK out counted at the end of attack (in case it changes during attack)

### Defense with superiority / minority / goalkeeper out

	Attack				Reaction		
	Att.	Eff.	Shots	TF	FB	LD	Tot.
6 on 6 (GK out)	6	67%	4/4	2	0/0	1/1	1/1
6 on 6	54	28%	15/35	19			
6 on 5	5	40%	2/4	1			

Numbers show attacking numbers of opponent. Lower efficiency of opponent means better defense of this team

# Jersey number Tot. Total shooting 6m 6m (line) shooting 9m 9m shooting Wng Wing shooting FB Fastbreak sh. 7m 7m penalty sh.  
 Brk. Breakthrough sh. LD Long distance sh. As. Assists PC Pass clear chance E7 Earned 7m pen. TF Technical faults St. Steals  
 2m 2m punishments C7. Committed 7m E2 Earned 2m pun. YC. Yellow cards R/B Red/Blue cards Blk. Blocks S Starting Line-up

Handball statistics and livescore by Toma-soft ltd (www.toma-soft.hr)



# 26th IHF Women's World Championship

Denmark • Norway • Sweden

Main Round IV, 2. round



Match Team Statistics

Match No. 67

## Ukraine 21 - 40 Netherlands

(8 - 19) (13 - 21)

8.12.2023. 20:30

Attendance: 823

Arena Nord

Referees: Maali Alenezi (KUW) / Dalal Alnaseem (KUW)

### Shot distribution by player

6 L. Van Der Heijden

		1/1
		1/1
3/3		

8 L. Abbingh

2/2		2/2
1/1		
1/1	1/2	1/2

1 miss.

9 L. Nüsser

1/1	1/1	

12 B. Van Wetering

		2/2
0/1		
1/2	1/1	

13 Y. Broch

		1/1
		1/1

16 T. Haggerty

1/1		

18 K. Dulfer

		1/1
0/1	1/1	

20 I. Smits

0/1		

23 L. Van Vliet

		1/1
0/1		2/2

1 miss.

26 A. Malestein

1/1		
1/1		0/1
	0/1	2/2

31 K. Vollebregt

2/2		1/1
	1/1	1/2

1/2 lob

44 N. Van Der Vliet

		1/1
	0/1	

48 D. Housheer

0/1		0/1
0/1		
1/1		1/1

1 block

TOTAL

6/7	1/1	9/10
3/6	2/2	3/5
6/9	2/5	7/8

2 miss. 1 block 1/2 lob

### Saves distribution goalkeepers

30 R. Duijndam

0/2	1/1	1/4
2/3	1/1	
1/4	2/4	1/1

33 T. Lieder

1/1	0/1	0/2
1/2	1/1	
0/4	1/2	1/1

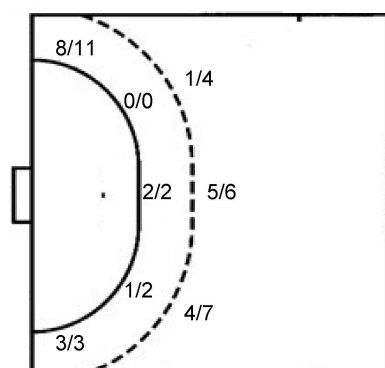
38 Y. Ten Holte


TOTAL

1/3	1/2	1/6
3/5	2/2	
1/8	3/6	2/2

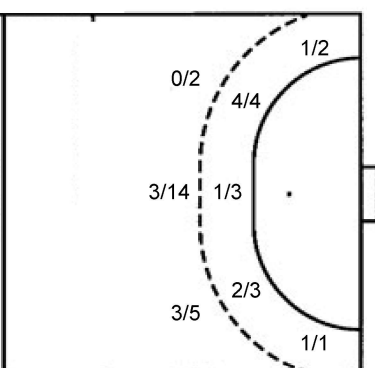
### Shots by position

ATTACK



7m penalties 1/2  
Fastbreak 7/11  
Breakthrough 6/8  
Long dist. 1/1

DEFENSE



7m penalties 0/0  
Fastbreak 1/3  
Breakthrough 5/9  
Long dist. 0/0

### Shooting statistics

Position	Goals	Sav.	Miss.	Post	Blk.	Total	%
Back (9m)	10	5	1	0	1	17	59
Line (6m)	3	1	0	0	0	4	75
Wing	11	3	0	0	0	14	79
7m penalties	1	1	0	0	0	2	50
Fastbreak	7	3	1	0	0	11	64
Breakthrough	6	2	0	0	0	8	75
<b>Total</b>	<b>38</b>	<b>15</b>	<b>2</b>	<b>0</b>	<b>1</b>	<b>56</b>	<b>68</b>

# Jersey number Tot. Total shooting 6m 6m (line) shooting 9m 9m shooting Wng Wing shooting FB Fastbreak sh. 7m 7m penalty sh.  
Brk. Breakthrough sh. LD Long distance sh. As. Assists PC Pass clear chance E7 Earned 7m pen. TF Technical faults St. Steals  
2m 2m punishments C7. Committed 7m E2 Earned 2m pun. YC. Yellow cards R/B Red/Blue cards Blk. Blocks S Starting Line-up

Handball statistics and livescore by Toma-soft ltd (www.toma-soft.hr)

