



# 26th IHF Women's World Championship

Denmark • Norway • Sweden

Group D, 3. round



Match Team Statistics

Match No. 43

## Angola 26 - 26 Iceland

(15 - 14) (11 - 12)

4.12.2023. 18:00

Attendance: 854

DNB Arena

Referees: Heidy Elsaied (EGY) / Yasmina Elsaied (EGY)

### Angola

#	Surname and name	S	Goals / shots									Attack					Def.			Penalties				TP		
			Tot.	%	9m	6m	Wing	7m	FB	Brk.	LD	As.	PC	E7	E2	TF	St.	C7	Blk	YC	2m	R	B			
1	ALBERTO Marta Samuel	S																							46:33	
5	MARIO Liliane Martins																								14:37	
6	MACHADO Juliana José		2/4	50	1/2		1/2								1		1								48:22	
7	ROSARIO Dolores Palmira Lingombe Do	S	0/1	0	0/1																				24:18	
8	PAULO Helena Gilda Simao		0/1	0																					6:24	
9	SANTOS Natalia Maria Bernardo Dos	S	4/7	57		0/1	0/1	3/4	1/1																43:59	
10	KASSOMA Albertina Da Cruz	S	5/5	100		5/5									1		1		2	2	1				57:20	
11	QUIZELETE Marilia Jacinta José		3/3	100	2/2																		1		28:53	
13	FONSECA Natalia Mafela Kamalandua																									
16	ALMEIDA Teresa Patricia L. Filipe De																								12:53	
18	GABRIEL Chelcia Cristina	S	6/9	67	1/2										2		3								44:04	
20	PASCOAL Stelvia De Jesus	S	3/7	43	2/6										1	1				1	1				45:50	
25	VENANCIO Liliانا Da Silva																						1		14:00	
35	CARLOS Azenaide Danila José	S	3/10	30	3/6				0/1						3	3				3				1	32:47	
78	BELO Bernardeth Carla																									
90	GUIALO Isabel Evelize Wangimba																									
	Team / bench																									
	UKUPNO		26/47	55	9/19	5/6	1/3	3/5	2/2	6/12	0/0				8	4	5	0	9	2	3	0	0	3	0	0

#	Surname and name	Saves / shots								
		Tot.	%	9m	6m	Wing	7m	FB	Brk.	LD
1	ALBERTO Marta Samuel	8/29	28	2/6	0/3	3/7	1/3	0/1	1/8	1/1
16	ALMEIDA Teresa Patricia L. Filipe De	3/8	38	2/3	0/2			0/1	1/2	
	TOTAL	11/37	30	4/9	0/5	3/7	1/3	0/2	2/10	1/1

Coach: Vivaldo Francisco Eduardo

Number of attacks: 54, Efficiency: 48%, Average Duration: 31.93 seconds

### Attack by type of defense

	Shots	9m	6m	Wing	TF	E7	E2
On def. 6-0	19/36	9/18	4/5	1/3	8	5	0
On def. 5-1	2/4	0/1	1/1	0/0	1	0	0
Fastbreak	2/2				0	0	0

### Defense by type

	Total	9m	6m	Wing	Stl.	C7	2m
Def. 6-0	22/37	5/13	5/5	4/9	2	3	0
Fastbreak	2/3				0	0	3

### Attack with superiority / minority / goalkeeper out

	Attack				Reaction		
	Att.	Eff.	Shots	TF	FB	LD	Tot.
6 on 6 (GK out)	3	67%	2/3	0	0/0	0/1	0/1
6 on 6	44	48%	21/37	7			
6 on 5	4	25%	1/2	2			
5 on 6	3	67%	2/3	0			

Player superiority / GK out counted at the end of attack (in case it changes during attack)

### Defense with superiority / minority / goalkeeper out

	Attack				Reaction		
	Att.	Eff.	Shots	TF	FB	LD	Tot.
7 on 6 (GK out)	2	100%	2/2	0	0/0	0/0	0/0
6 on 6	44	48%	21/33	11			
5 on 6	2	50%	1/1	1			
6 on 5	5	40%	2/3	2			

Numbers show attacking numbers of opponent. Lower efficiency of opponent means better defense of this team

# Jersey number Tot. Total shooting 6m 6m (line) shooting 9m 9m shooting Wng Wing shooting FB Fastbreak sh. 7m 7m penalty sh.  
 Brk. Breakthrough sh. LD Long distance sh. As. Assists PC Pass clear chance E7 Earned 7m pen. TF Technical faults St. Steals  
 2m 2m punishments C7. Committed 7m E2 Earned 2m pun. YC. Yellow cards R/B Red/Blue cards Blk. Blocks S Starting Line-up



# 26th IHF Women's World Championship

Denmark • Norway • Sweden

Group D, 3. round



## Match Team Statistics

Match No. 43

## Angola 26 - 26 Iceland

(15 - 14) (11 - 12)

4.12.2023. 18:00

Attendance: 854

DNB Arena

Referees: Heidy Elsaied (EGY) / Yasmina Elsaied (EGY)

### Shot distribution by player

<b>5 L. Mario</b>	<b>6 J. Machado</b>	<b>7 D. Rosario</b>	<b>8 H. Paulo</b>	<b>9 N. Santos</b>	<b>10 A. Kassoma</b>	<b>11 M. Quizelete</b>
	1/1			1/2		1/1
			0/1	0/2	1/1	
				2/2		2/2
	2 miss.	1 miss.			1/1 lob	
<b>13 N. Fonseca</b>	<b>18 C. Gabriel</b>	<b>20 S. Pascoal</b>	<b>25 L. Venancio</b>	<b>35 A. Carlos</b>	<b>78 B. Belo</b>	<b>90 I. Guialo</b>
	4/4			1/1		
	1/1	2/2		0/1		
		0/1		1/3		
	0/1			1/2		
	2 miss.	2 miss. 1 block		2 post 1 miss.		

### TOTAL

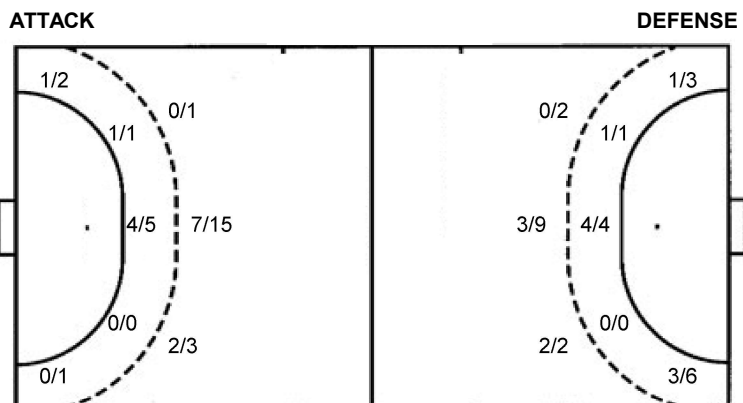
7/7	2/4	3/4
1/3	0/3	2/2
6/8		4/4

2 post 8 miss. 1 block 1/1 lob

### Saves distribution goalkeepers

<b>1 M. Alberto</b>	<b>16 T. Almeida</b>	<b>TOTAL</b>
0/2	0/1	0/3
0/1		0/1
2/2	1/1	3/3
1/2	2/2	1/4
2/2		4/4
1/4		1/4
1/8	1/3	0/3
0/3		1/10
		1/3
		0/3

### Shots by position



7m penalties 3/5  
 Fastbreak 2/2  
 Breakthrough 6/12  
 Long dist. 0/0

7m penalties 2/3  
 Fastbreak 2/3  
 Breakthrough 8/10  
 Long dist. 0/1

### Shooting statistics

Position	Goals	Sav.	Miss.	Post	Blk.	Total	%
Back (9m)	9	3	5	1	1	19	47
Line (6m)	5	1	0	0	0	6	83
Wing	1	1	1	0	0	3	33
7m penalties	3	2	0	0	0	5	60
Fastbreak	2	0	0	0	0	2	100
Breakthrough	6	3	2	1	0	12	50
<b>Total</b>	<b>26</b>	<b>10</b>	<b>8</b>	<b>2</b>	<b>1</b>	<b>47</b>	<b>55</b>

# Jersey number Tot. Total shooting 6m 6m (line) shooting 9m 9m shooting Wng Wing shooting FB Fastbreak sh. 7m 7m penalty sh.  
 Brk. Breakthrough sh. LD Long distance sh. As. Assists PC Pass clear chance E7 Earned 7m pen. TF Technical faults St. Steals  
 2m 2m punishments C7. Committed 7m E2 Earned 2m pun. YC. Yellow cards R/B Red/Blue cards Blk. Blocks S Starting Line-up



# 26th IHF Women's World Championship

Denmark • Norway • Sweden

Group D, 3. round



Match Team Statistics

Match No. 43

## Angola 26 - 26 Iceland

(15 - 14) (11 - 12)

4.12.2023. 18:00

Attendance: 854

DNB Arena

Referees: Heidy Elsaied (EGY) / Yasmina Elsaied (EGY)

### Iceland

#	Surname and name	S	Goals / shots								Attack					Def.			Penalties				TP				
			Tot.	%	9m	6m	Wing	7m	FB	Brk.	LD	As.	PC	E7	E2	TF	St.	C7	Blk	YC	2m	R		B			
1	THORSTEINSDÓTTIR Elín Jóna	S																									42:26
2	THORSTEINSDÓTTIR Berglind																										14:17
3	JACOBSEN Andrea	S	1/2	50	1/2																						46:54
4	STEFANSDÓTTIR Thórey Rósa	S	3/7	43			3/6		0/1																		52:54
6	ASEIRSDÓTTIR Thórey Anna																										
8	ALBERTSDÓTTIR Perla Ruth	S	3/5	60			1/3		2/2																		48:46
9	AGÜTSDÓTTIR Lilja																										2:40
12	RENÖTUDÓTTIR Hafdis																										16:13
14	ELÍASDÓTTIR Elísa		3/3	100		3/3																					9:20
18	EINARSDÓTTIR Hildigunnur	S	1/1	100		1/1																					37:34
21	ERLINGSDÓTTIR Sandra	S	6/12	50	1/3	1/1		2/3		2/4	0/1	4	1	2	1	4											33:41
22	MAGNÚSDÓTTIR Elín Rósa		3/3	100						3/3																	16:43
25	STURLUDÓTTIR Thea Imani	S	3/8	38	2/7					1/1		3	1		1	1											41:43
26	JÖNSDÓTTIR Sunna		1/1	100						1/1																	29:24
27	MAGNÚSDÓTTIR Díana Dögg		2/2	100	1/1					1/1		1	2			2											26:12
33	JENSÓTTIR Katrin Tinna																										1:13
	Team / bench																										
	UKUPNO		26/44	59	5/13	5/5	4/9	2/3	2/3	8/10	0/1	10	9	3	2	14	2	5	1	1	2	0	0				

#	Surname and name	Saves / shots								
		Tot.	%	9m	6m	Wing	7m	FB	Brk.	LD
1	THORSTEINSDÓTTIR Elín Jóna	8/25	32	3/7	1/4	1/1	2/5	0/1	1/7	
12	RENÖTUDÓTTIR Hafdis	2/11	18	0/5	0/2	0/1		0/1	2/2	
	TOTAL	10/36	28	3/12	1/6	1/2	2/5	0/2	3/9	0/0

Coach: Arnar Pétursson

Number of attacks: 53, Efficiency: 49%, Average Duration: 35.40 seconds

### Attack by type of defense

	Shots	9m	6m	Wing	TF	E7	E2
On def. 6-0	22/37	5/13	5/5	4/9	14	3	2
Fastbreak	2/3				0	0	0

### Defense by type

	Total	9m	6m	Wing	Stl.	C7	2m
Def. 6-0	19/36	9/18	4/5	1/3	2	5	0
Def. 5-1	2/4	0/1	1/1	0/0	0	0	0
Fastbreak	2/2				0	0	2

### Attack with superiority / minority / goalkeeper out

	Attack				Reaction		
	Att.	Eff.	Shots	TF	FB	LD	Tot.
7 on 6 (GK out)	2	100%	2/2	0	0/0	0/0	0/0
6 on 6	44	48%	21/33	11			
5 on 6	2	50%	1/1	1			
6 on 5	5	40%	2/3	2			

Player superiority / GK out counted at the end of attack (in case it changes during attack)

### Defense with superiority / minority / goalkeeper out

	Attack				Reaction		
	Att.	Eff.	Shots	TF	FB	LD	Tot.
6 on 6 (GK out)	3	67%	2/3	0	0/0	0/1	0/1
6 on 6	44	48%	21/37	7			
6 on 5	4	25%	1/2	2			
5 on 6	3	67%	2/3	0			

Numbers show attacking numbers of opponent. Lower efficiency of opponent means better defense of this team

# Jersey number Tot. Total shooting 6m 6m (line) shooting 9m 9m shooting Wng Wing shooting FB Fastbreak sh. 7m 7m penalty sh.  
 Brk. Breakthrough sh. LD Long distance sh. As. Assists PC Pass clear chance E7 Earned 7m pen. TF Technical faults St. Steals  
 2m 2m punishments C7. Committed 7m E2 Earned 2m pun. YC. Yellow cards R/B Red/Blue cards Blk. Blocks S Starting Line-up

Handball statistics and livescore by Toma-soft ltd (www.toma-soft.hr)



# 26th IHF Women's World Championship

Denmark • Norway • Sweden

Group D, 3. round



## Match Team Statistics

Match No. 43

## Angola 26 - 26 Iceland

(15 - 14) (11 - 12)

4.12.2023. 18:00

Attendance: 854

DNB Arena

Referees: Heidy Elsaied (EGY) / Yasmina Elsaied (EGY)

### Shot distribution by player

#### 2 B. Thorsteinsdóttir


#### 3 A. Jacobsen

1/1		0/1

#### 4 T. Stefánsdóttir

	1/1	
	0/1	1/1
	0/1	

2 post 1/1 lob

#### 6 T. Áseirsdóttir


#### 8 P. Albertsdóttir

	0/1	1/1
2/2		

1 miss.

#### 9 L. Ágútsdóttir


#### 14 E. Elfasdóttir

1/1		
1/1		

1/1 lob

#### 18 H. Einarisdóttir

1/1		

#### 21 S. Erlingsdóttir

		0/2
0/1	0/1	1/1
2/2	1/1	2/2

1 post 1 miss.

#### 22 E. Magnúsdóttir

1/1		
2/2		

#### 25 T. Sturludóttir

	0/1	0/1
1/2	1/1	1/1

1 post 1 miss.

#### 26 S. Jónsdóttir

1/1		

#### 27 D. Magnúsdóttir

1/1		
1/1		

#### 33 K. Jensdóttir


### TOTAL

3/3	1/1	0/3
3/4	0/4	3/4
9/10	2/3	3/3

4 post 3 miss. 2/2 lob

### Saves distribution goalkeepers

#### 1 E. Thorsteinsdóttir

0/6	1/3	1/3
1/1	3/3	
2/6		0/2

#### 12 H. Renötudóttir

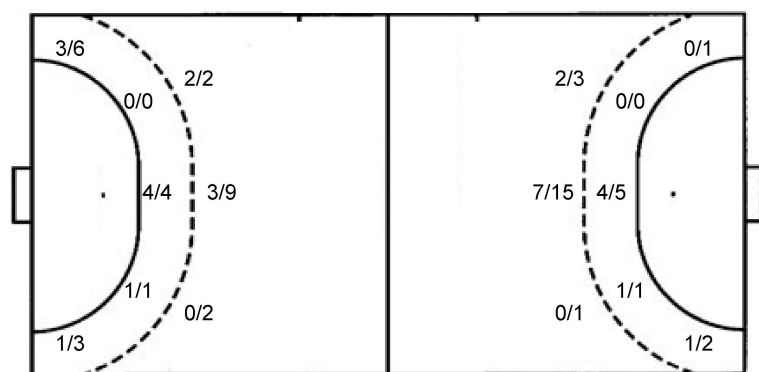
0/1	1/1	0/1
1/2		0/2
0/2		0/2

#### TOTAL

0/7	2/4	1/4
2/3	3/3	0/2
2/8		0/4

### Shots by position

#### ATTACK



7m penalties 2/3  
Fastbreak 2/3  
Breakthrough 8/10  
Long dist. 0/1

#### DEFENSE

7m penalties 3/5  
Fastbreak 2/2  
Breakthrough 6/12  
Long dist. 0/0

### Shooting statistics

Position	Goals	Sav.	Miss.	Post	Blk.	Total	%
Back (9m)	5	4	2	2	0	13	38
Line (6m)	5	0	0	0	0	5	100
Wing	4	3	1	1	0	9	44
7m penalties	2	1	0	0	0	3	67
Fastbreak	2	0	0	1	0	3	67
Breakthrough	8	2	0	0	0	10	80
<b>Total</b>	<b>26</b>	<b>10</b>	<b>3</b>	<b>4</b>	<b>0</b>	<b>43</b>	<b>60</b>

# Jersey number Tot. Total shooting 6m 6m (line) shooting 9m 9m shooting Wng Wing shooting FB Fastbreak sh. 7m 7m penalty sh.  
Brk. Breakthrough sh. LD Long distance sh. As. Assists PC Pass clear chance E7 Earned 7m pen. TF Technical faults St. Steals  
2m 2m punishments C7. Committed 7m E2 Earned 2m pun. YC. Yellow cards R/B Red/Blue cards Blk. Blocks S Starting Line-up

Handball statistics and livescore by Toma-soft ltd (www.toma-soft.hr)



# 26th IHF Women's World Championship

Denmark • Norway • Sweden

Group D, 3. round



## Match Team Statistics

Match No. 43

## Angola 26 - 26 Iceland

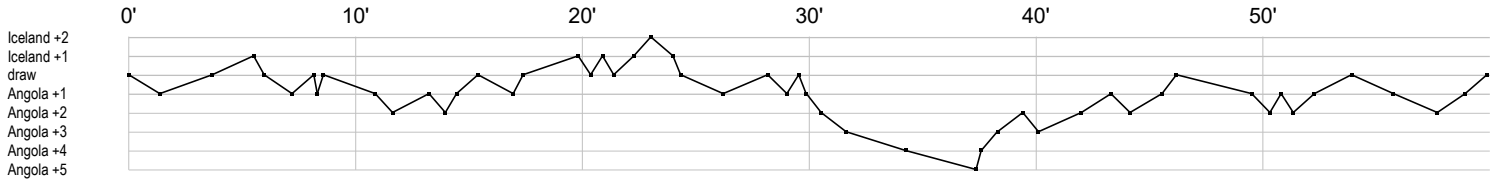
(15 - 14) (11 - 12)

4.12.2023. 18:00

Attendance: 854

DNB Arena

Referees: Heidy Elsaied (EGY) / Yasmina Elsaied (EGY)



### Angola

1	Alberto M	r r s r r	s s r r r r	r	r	s	ss r r r	r r s r r	r r r	sr
5	Mario L									
6	Machado J		f e	ga g				c	t f	
7	Rosario D		f							
8	Paulo H							f		
9	Santos N	f	g	ff	g				g	g
10	Kassoma A		t g	g	b g g	t e			ba	g c
11	Quizelete M		g	2				t g		g
13	Fonseca N									
16	Almeida T			r sr	r r	r	s s			
18	Gabriel C	g g	e a	g	g a	f		g	e g	f e f
20	Pascoal S	g	f a		t		c g f	p g f		
25	Venancio L			2						
35	Carlos A	p f f	g	2	f f	f t a a g	g	pf	f p	t a t
78	Belo B									
90	Guialo I									

### Iceland

1	Thorsteinsdóttir	r s	s r r r	r r r	r r	ss r r		s r	r s s	r r s r r
2	Thorsteinsdóttir			c a			2			c
3	Jacobsen A	t p	g		a p c		b f p		p	
4	Stefánsdóttir		g	g			t e	f g	f ff	c
6	Áseirsdóttir T									
8	Albertsdóttir P	f	f	g	t	g			g	
9	Ágútsdóttir L									
12	Renöudóttir				s r r	sr	r r r r	r r		
14	Eliásdóttir E			g g		t				g
18	Einarsdóttir H						t		g	
21	Erlingsdóttir S		t g p a	t f	gi t		t	g f	f	eg a a f a f e f g
22	Magnúsdóttir				g t p					g g
25	Sturludóttir T	f	g	f a	f			pf a g g		f t
26	Jónsdóttir S								bg	
27	Magnúsdóttir				g a	t g			pp c t	
33	Jensdóttir K									

In game	g Goal scored	f Missed shot	a Assist	t Technical faults	b Steal
2 2min suspension	e Earned 7m	c Committed 7m	y Yellow card	r Red Card	k Blue card
i Earned 2min.	x Block	4 4min suspension	p Pass for clear chance	s Saved shot	r Received goal