



26th IHF Women's World Championship

Denmark • Norway • Sweden

Group B, 3. round



Match Team Statistics

Match No. 38

Montenegro 24 - 18 Hungary

(7 - 10) (17 - 8)

4.12.2023. 20:30

Attendance: 1056

Helsingborg Arena

Referees: Mads Hansen (DEN) / Jesper Madsen (DEN)

Montenegro

#	Surname and name	S	Goals / shots								Attack					Def.			Penalties				TP				
			Tot.	%	9m	6m	Wing	7m	FB	Brk.	LD	As.	PC	E7	E2	TF	St.	C7	Blk	YC	2m	R		B			
1	RAJCIC Marina																										0:10
10	PLETIKOSIC Matea		4/7	57	0/2																					1	27:33
11	GODEC Ivana		0/1	0		0/1																			1	26:07	
13	MUGOSA Dijana	S	8/10	80			3/5	5/5																			45:13
21	COROVIC Nada																										1:25
22	POPOVIC Andrijana	S																							1	1	27:08
24	IVANOVIC Tanja	S	0/2	0	0/2																					2	26:22
25	MALOVIC Durdina																										9:05
26	COROVIC Natasa																										
34	BRNOVIC Tatjana	S	7/9	78		7/9																			1		50:17
37	BULATOVIC Nina	S	0/1	0		0/1																					29:24
43	BATINOVIC Marta	S																									56:06
71	KLIKOVAC Bobana																										1:14
80	DESPOTOVIC Jelena	S	0/2	0	0/1																				1	1	55:22
91	PAVICEVIC Ivona		1/2	50		1/2																					30:00
96	GRBIC Itana		4/8	50	4/6																						33:48
	Team / bench																										
	UKUPNO		24/42	57	4/11	7/10	4/8	5/5	0/0	4/8	0/0	11	12	5	3	8	0	1	3	1	4	0	0				

#	Surname and name	Saves / shots								
		Tot.	%	9m	6m	Wing	7m	FB	Brk.	LD
1	RAJCIC Marina	0/1	0				0/1			
43	BATINOVIC Marta	16/33	48	6/10	1/2	5/9			4/12	
	TOTAL	16/34	47	6/10	1/2	5/9	0/1	0/0	4/12	0/0

Coach: Bojana Popovic

Number of attacks: 47, Efficiency: 51%, Average Duration: 41.70 seconds

Attack by type of defense

	Shots	9m	6m	Wing	TF	E7	E2
On def. 6-0	16/33	4/10	5/8	3/7	7	5	3
On def. 5-1	3/4	0/1	2/2	1/1	1	0	0
Fastbreak	0/0				0	0	0

Defense by type

	Total	9m	6m	Wing	Stl.	C7	2m
Def. 6-0	16/40	3/15	1/2	4/10	0	1	0
Def. 5-1	1/1	1/1	0/0	0/0	0	0	0
Fastbreak	0/0				0	0	4

Attack with superiority / minority / goalkeeper out

	Attack				Reaction		
	Att.	Eff.	Shots	TF	FB	LD	Tot.
7 on 6 (GK out)	5	100%	5/5	0	0/0	0/0	0/0
6 on 6 (GK out)	4	25%	1/2	2	0/0	0/0	0/0
6 on 5 (GK out)	1	0%	0/0	1	0/0	0/0	0/0
6 on 6	31	48%	15/26	5			
6 on 5	6	50%	3/6	0			

Player superiority / GK out counted at the end of attack (in case it changes during attack)

Defense with superiority / minority / goalkeeper out

	Attack				Reaction		
	Att.	Eff.	Shots	TF	FB	LD	Tot.
7 on 6 (GK out)	1	0%	0/0	1	0/0	0/0	0/0
6 on 6 (GK out)	4	50%	2/4	0	0/0	0/0	0/0
6 on 6	36	36%	13/29	7			
7 on 5 (GK out)	1	0%	0/0	1	0/0	0/0	0/0
6 on 5 (GK out)	2	0%	0/2	0	0/0	0/0	0/0
6 on 5	4	75%	3/4	0			

Numbers show attacking numbers of opponent. Lower efficiency of opponent means better defense of this team

Jersey number Tot. Total shooting 6m 6m (line) shooting 9m 9m shooting Wng Wing shooting FB Fastbreak sh. 7m 7m penalty sh.
 Brk. Breakthrough sh. LD Long distance sh. As. Assists PC Pass clear chance E7 Earned 7m pen. TF Technical faults St. Steals
 2m 2m punishments C7 Committed 7m E2 Earned 2m pun. YC Yellow cards R/B Red/Blue cards Blk. Blocks S Starting Line-up



26th IHF Women's World Championship

Denmark • Norway • Sweden

Group B, 3. round



Match Team Statistics

Match No. 38

Montenegro 24 - 18 Hungary

(7 - 10) (17 - 8)

4.12.2023. 20:30

Attendance: 1056

Helsingborg Arena

Referees: Mads Hansen (DEN) / Jesper Madsen (DEN)

Shot distribution by player

10 M. Pletkoscic

1/1		
0/1		
1/2	1/2	1/1

11 I. Godec

		0/1

13 D. Mugosa

1/1	3/3	1/1
1/1		
1/1		1/1

2 miss.

21 N. Corovic

22 A. Popovic

24 T. Ivanovic

0/1		

1 miss.

25 D. Malovic

26 N. Corovic

34 T. Brnovic

1/1		1/1
2/3		2/2
0/1		1/1

37 N. Bulatovic

	0/1	

71 B. Klikovac

80 J. Despotovic

	0/1	

1 miss.

91 I. Pavicevic

		1/1

1 miss.

96 I. Grbic

1/2		
	2/4	1/1

1 miss.

TOTAL

4/5	3/3	2/3
3/5		2/2
2/5	3/8	5/5

6 miss.

Saves distribution goalkeepers

1 M. Rajcic

0/1		

43 M. Batinovic

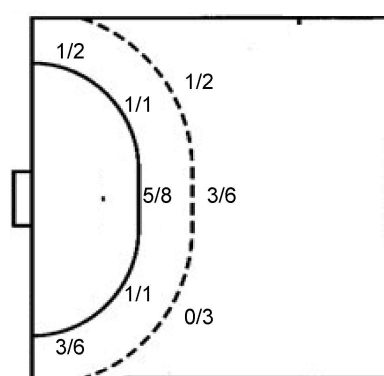
0/3	2/2	1/3
4/7	2/2	1/3
2/6	4/7	

TOTAL

0/4	2/2	1/3
4/7	2/2	1/3
2/6	4/7	

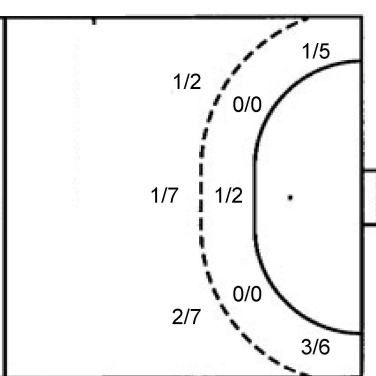
Shots by position

ATTACK



7m penalties 5/5
Fastbreak 0/0
Breakthrough 4/8
Long dist. 0/0

DEFENSE



7m penalties 1/1
Fastbreak 0/0
Breakthrough 8/13
Long dist. 0/0

Shooting statistics

Position	Goals	Sav.	Miss.	Post	Blk.	Total	%
Back (9m)	4	5	2	0	0	11	36
Line (6m)	7	3	0	0	0	10	70
Wing	4	1	3	0	0	8	50
7m penalties	5	0	0	0	0	5	100
Fastbreak	0	0	0	0	0	0	0
Breakthrough	4	3	1	0	0	8	50
Total	24	12	6	0	0	42	57

Jersey number Tot. Total shooting 6m 6m (line) shooting 9m 9m shooting Wng Wing shooting FB Fastbreak sh. 7m 7m penalty sh.
Brk. Breakthrough sh. LD Long distance sh. As. Assists PC Pass clear chance E7 Earned 7m pen. TF Technical faults St. Steals
2m 2m punishments C7. Committed 7m E2 Earned 2m pun. YC. Yellow cards R/B Red/Blue cards Blk. Blocks S Starting Line-up

Handball statistics and livescore by Toma-soft ltd (www.toma-soft.hr)



26th IHF Women's World Championship

Denmark • Norway • Sweden

Group B, 3. round



Match Team Statistics

Match No. 38

Montenegro 24 - 18 Hungary

(7 - 10) (17 - 8)

4.12.2023. 20:30

Attendance: 1056

Helsingborg Arena

Referees: Mads Hansen (DEN) / Jesper Madsen (DEN)

Hungary

Players		Goals / shots									Attack					Def.			Penalties				TP		
#	Surname and name	S	Tot.	%	9m	6m	Wing	7m	FB	Brk.	LD	As.	PC	E7	E2	TF	St.	C7	Blk	YC	2m	R		B	
4	FÜZI-TÓVIZI Petra Anita																								7:15
6	SZÖLLÖSI-SCHATZL Nadine		1/3	33			1/3								1		1								38:43
15	DEBRECZENI-KLIVINYI Kinga Barbara												1		1										9:30
16	BÓDE-BIRÓ Blanka	S																							56:46
19	MÁRTON Gréta		0/2	0			0/2																		19:38
24	TÓPFNER Alexandra		0/1	0			0/1																		3:48
28	PAPP Nikolett	S	3/8	38	0/3					3/5		1						1							39:53
31	SZEMEREY Zsófi																								0:15
32	PÁSZTOR Noémi		1/1	100		1/1							1										1		28:43
38	VAMOS Petra	S	3/5	60	0/1					3/4		1	6		1	2									26:42
42	KLUJBER Katrin Gitta	S	2/5	40	1/3			1/1		0/1			1			4		1					1		35:21
52	JUHÁSZ Gréta Éva		2/3	67	1/2					1/1		1			1										4:26
58	BORDÁS Réka	S	0/1	0		0/1												2		1	1				44:07
59	KUCZORA Csenge	S	1/5	20	1/5							1													22:34
66	GYÓRI-LUKÁCS Viktória	S	3/5	60			3/5											1					1		60:00
77	SIMON Petra		2/4	50	1/2					1/2		1				2									22:16
Team / bench																									
UKUPNO			18/43	42	4/16	1/2	4/11	1/1	0/0	8/13	0/0	5	9	1	3	9	0	5	0	1	4	0	0		

Goalkeepers		Saves / shots								
#	Surname and name	Tot.	%	9m	6m	Wing	7m	FB	Brk.	LD
16	BÓDE-BIRÓ Blanka	12/35	34	5/9	3/10	1/5	0/4		3/7	
31	SZEMEREY Zsófi	0/1	0				0/1			
TOTAL		12/36	33	5/9	3/10	1/5	0/5	0/0	3/7	0/0

Coach: Vlagimir Alexandrovics Golovin

Number of attacks: 48, Efficiency: 38%, Average Duration: 34.08 seconds

Attack by type of defense

	Shots	9m	6m	Wing	TF	E7	E2
On def. 6-0	16/40	3/15	1/2	4/10	9	1	2
On def. 5-1	1/1	1/1	0/0	0/0	0	0	1
Fastbreak	0/0				0	0	0

Defense by type

	Total	9m	6m	Wing	Stl.	C7	2m
Def. 6-0	16/33	4/10	5/8	3/7	0	5	0
Def. 5-1	3/4	0/1	2/2	1/1	0	0	0
Fastbreak	0/0				0	0	4

Attack with superiority / minority / goalkeeper out

	Attack				Reaction		
	Att.	Eff.	Shots	TF	FB	LD	Tot.
7 on 6 (GK out)	1	0%	0/0	1	0/0	0/0	0/0
6 on 6 (GK out)	4	50%	2/4	0	0/0	0/0	0/0
6 on 6	36	36%	13/29	7			
7 on 5 (GK out)	1	0%	0/0	1	0/0	0/0	0/0
6 on 5 (GK out)	2	0%	0/2	0	0/0	0/0	0/0
6 on 5	4	75%	3/4	0			

Player superiority / GK out counted at the end of attack (in case it changes during attack)

Defense with superiority / minority / goalkeeper out

	Attack				Reaction		
	Att.	Eff.	Shots	TF	FB	LD	Tot.
7 on 6 (GK out)	5	100%	5/5	0	0/0	0/0	0/0
6 on 6 (GK out)	4	25%	1/2	2	0/0	0/0	0/0
6 on 5 (GK out)	1	0%	0/0	1	0/0	0/0	0/0
6 on 6	31	48%	15/26	5			
6 on 5	6	50%	3/6	0			

Numbers show attacking numbers of opponent. Lower efficiency of opponent means better defense of this team

Jersey number Tot. Total shooting 6m 6m (line) shooting 9m 9m shooting Wng Wing shooting FB Fastbreak sh. 7m 7m penalty sh.
 Brk. Breakthrough sh. LD Long distance sh. As. Assists PC Pass clear chance E7 Earned 7m pen. TF Technical faults St. Steals
 2m 2m punishments C7. Committed 7m E2 Earned 2m pun. YC. Yellow cards R/B Red/Blue cards Blk. Blocks S Starting Line-up

Handball statistics and livescore by Toma-soft ltd (www.toma-soft.hr)



26th IHF Women's World Championship

Denmark • Norway • Sweden

Group B, 3. round



Match Team Statistics

Match No. 38

Montenegro 24 - 18 Hungary

(7 - 10) (17 - 8)

4.12.2023. 20:30

Attendance: 1056

Helsingborg Arena

Referees: Mads Hansen (DEN) / Jesper Madsen (DEN)

Shot distribution by player

4 P. Fúzi-Tóvizi

6 N. Szöllösi-Schatzl

0/1		1/1

1 post

15 K. Debreczeni-Klivinyi

19 G. Márton

0/1		

1 post

24 A. Töpfner

	0/1	

28 N. Papp

	0/1	
0/1	0/1	
2/2	1/2	

1 block

32 N. Pásztor

	1/1	

38 P. Vámos

1/1		
1/2		
0/1	1/1	

42 K. Kljuber

2/2	0/1	
0/1		

1 block

52 G. Juhász

1/1		1/1

1 block

58 R. Bordás

		0/1

59 C. Kuczora

		1/2
	0/1	

2 miss.

66 V. Györi-Lukács

1/1		
2/2	0/2	

77 P. Simon

		1/1
	1/1	

1 post 1 miss.

TOTAL

4/4	0/2	2/3
3/7	0/2	2/3
4/6	3/7	

3 post 3 miss. 3 block

Saves distribution goalkeepers

16 B. Böde-Bíró

1/5	0/2	1/3
2/5		0/2
3/5	5/8	0/5

31 Z. Szemerey

	0/1	

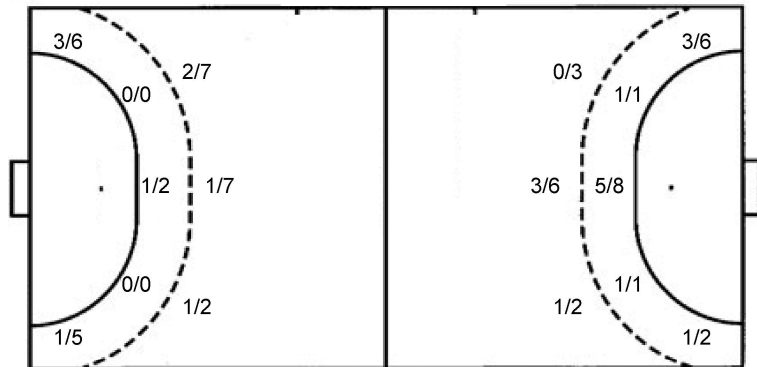
TOTAL

1/5	0/3	1/3
2/5		0/2
3/5	5/8	0/5

Shots by position

ATTACK

DEFENSE



7m penalties 1/1
Fastbreak 0/0
Breakthrough 8/13
Long dist. 0/0

7m penalties 5/5
Fastbreak 0/0
Breakthrough 4/8
Long dist. 0/0

Shooting statistics

Position	Goals	Sav.	Miss.	Post	Blk.	Total	%
Back (9m)	4	6	3	0	3	16	25
Line (6m)	1	1	0	0	0	2	50
Wing	4	5	0	2	0	11	36
7m penalties	1	0	0	0	0	1	100
Fastbreak	0	0	0	0	0	0	0
Breakthrough	8	4	0	1	0	13	62
Total	18	16	3	3	3	43	42

Jersey number Tot. Total shooting 6m 6m (line) shooting 9m 9m shooting Wng Wing shooting FB Fastbreak sh. 7m 7m penalty sh.
Brk. Breakthrough sh. LD Long distance sh. As. Assists PC Pass clear chance E7 Earned 7m pen. TF Technical faults St. Steals
2m 2m punishments C7. Committed 7m E2 Earned 2m pun. YC. Yellow cards R/B Red/Blue cards Blk. Blocks S Starting Line-up

Handball statistics and livescore by Toma-soft ltd (www.toma-soft.hr)



26th IHF Women's World Championship

Denmark • Norway • Sweden

Group B, 3. round



Match Team Statistics

Match No. 38

Montenegro 24 - 18 Hungary

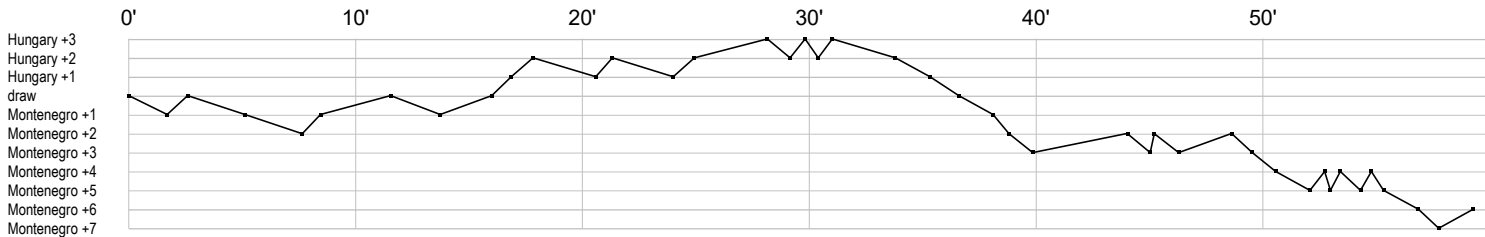
(7 - 10) (17 - 8)

4.12.2023. 20:30

Attendance: 1056

Helsingborg Arena


Referees: Mads Hansen (DEN) / Jesper Madsen (DEN)



Montenegro



Hungary



In game	g Goal scored	f Missed shot	a Assist	t Technical faults	b Steal
2 2min suspension	e Eearned 7m	c Committed 7m	y Yellow card	r Red Card	k Blue card
i Eearned 2min.	x Block	4 4min suspension	p Pass for clear chance	s Saved shot	r Received goal