



26th IHF Women's World Championship

Denmark • Norway • Sweden

Group C, 3. round



Match Team Statistics

Match No. 35

Greenland 23 - 43 Austria

(13 - 20) (10 - 23)

3.12.2023. 18:00

Attendance: 1850

DNB Arena

Referees: Amar Konjicanin (BIH) / Dino Konjicanin (BIH)

Greenland

#	Surname and name	S	Goals / shots								Attack					Def.			Penalties				TP			
			Tot.	%	9m	6m	Wing	7m	FB	Brk.	LD	As.	PC	E7	E2	TF	St.	C7	Blk	YC	2m	R		B		
2	LUKASSEN Nuunu		1/1	100						1/1																15:43
3	HEILMANN Andrea Marie Bertia Karina	S	2/2	100			1/1			1/1				1												14:50
4	HEILMANN Anja Labansen		1/2	50	0/1					1/1		1			1											49:38
5	MEINCKE Ivana													2								1				17:42
7	KAJANGMAT Aviana Vilhelmine Jorna		1/3	33			0/2	1/1																		32:38
8	FREDERIKSEN Ane-Sofiannnguaq Petrine		1/1	100			1/1																			30:02
10	GADGAARD Josefine Jakobsgaard	S	2/5	40	0/3					2/2		3	3		3				1				1			28:42
12	FLY Nivi Satorana Amalie																									24:54
13	BJERGE Ivalu Cecilie	S	5/9	56	1/4					4/5		1			5											37:17
14	PETERSEN Nivi Jensen	S	2/2	100	1/1					1/1					1								1			14:47
15	ROTHBERG Sandra	S	1/1	100						1/1			1	1	2	2										24:34
16	LORENTZEN Rina Moller	S																								23:26
17	HANSEN Lykke Catrine Frank		5/16	31	5/16										5											25:34
21	PEDERSEN Aili Paneeraq														1				2							24:15
26	HOLM Ivaana Augusta Ottosen	S	2/2	100		2/2									1											40:04
79	ZEEB Sascha Ane Jordening														1				1							15:54
	Team / bench																									
	UKUPNO		23/44	52	7/25	2/2	2/4	1/1	1/1	10/11	0/0	5	4	1	3	22	0	4	0	0	0	3	0	0		

#	Surname and name	Saves / shots								
		Tot.	%	9m	6m	Wing	7m	FB	Brk.	LD
12	FLY Nivi Satorana Amalie	2/23	9	1/8	0/1	1/3	0/2	0/2	0/6	0/1
16	LORENTZEN Rina Moller	4/25	16	0/6	1/3	2/9	0/1	1/2	0/2	0/2
	TOTAL	6/48	13	1/14	1/4	3/12	0/3	1/4	0/8	0/3

Coach: Anders Friis

Number of attacks: 62, Efficiency: 37%, Average Duration: 37.11 seconds

Attack by type of defense

	Shots	9m	6m	Wing	TF	E7	E2
On def. 6-0	21/42	7/25	2/2	2/4	22	1	3
Fastbreak	1/1				0	0	0

Defense by type

	Total	9m	6m	Wing	Stl.	C7	2m
Def. 6-0	30/36	12/13	3/5	8/11	0	3	0
Def. 5-1	1/1	0/0	0/0	1/1	0	0	0
Def. 4-2	1/1	1/1	0/0	0/0	0	0	0
Def. 3-2-1	0/0	0/0	0/0	0/0	0	1	0
Def. 3-3	1/1	0/0	0/0	0/0	0	0	0
Fastbreak	3/4				0	0	3

Attack with superiority / minority / goalkeeper out

	Attack				Reaction		
	Att.	Eff.	Shots	TF	FB	LD	Tot.
7 on 6 (GK out)	17	29%	5/10	7	0/0	3/3	3/3
7 on 5 (GK out)	3	67%	2/2	1	0/0	0/0	0/0
6 on 6 (GK out)	4	50%	2/3	1	1/1	1/1	2/2
6 on 6	34	35%	12/22	12			
6 on 5	3	67%	2/2	1			
5 on 6	1	0%	0/1	0			

Player superiority / GK out counted at the end of attack (in case it changes during attack)

Defense with superiority / minority / goalkeeper out

	Attack				Reaction		
	Att.	Eff.	Shots	TF	FB	LD	Tot.
7 on 6 (GK out)	1	100%	1/1	0	0/0	0/0	0/0
6 on 6 (GK out)	5	60%	3/4	1	0/0	0/0	0/0
6 on 6	48	71%	34/39	9			
6 on 5	7	71%	5/7	0			

Numbers show attacking numbers of opponent. Lower efficiency of opponent means better defense of this team

Jersey number Tot. Total shooting 6m 6m (line) shooting 9m 9m shooting Wng Wing shooting FB Fastbreak sh. 7m 7m penalty sh.
 Brk. Breakthrough sh. LD Long distance sh. As. Assists PC Pass clear chance E7 Earned 7m pen. TF Technical faults St. Steals
 2m 2m punishments C7. Committed 7m E2 Earned 2m pun. YC. Yellow cards R/B Red/Blue cards Blk. Blocks S Starting Line-up



26th IHF Women's World Championship

Denmark • Norway • Sweden

Group C, 3. round



Match Team Statistics

Match No. 35

Greenland 23 - 43 Austria

(13 - 20) (10 - 23)

3.12.2023. 18:00

Attendance: 1850

DNB Arena

Referees: Amar Konjicanin (BIH) / Dino Konjicanin (BIH)

Shot distribution by player

2 N. Lukassen

1/1		

3 A. Heilmann

		1/1

1/1 lob

4 A. Heilmann

	0/1	
		1/1

5 I. Meincke

7 A. Kajangmat

1/1	0/2	

8 A. Frederiksen

1/1		

10 J. Gadgaard

		2/3

1 miss. 1 block

13 I. Bierge

		1/1
0/2		
1/1	2/4	1/1

14 N. Petersen

2/2		

15 S. Rothberg

	1/1	

17 L. Hansen

2/2		
0/2		
2/2	0/1	1/1

2 post 4 miss. 2 block

21 A. Pedersen

26 I. Holm

1/1		

1/1 lob

79 S. Zeeb

TOTAL

2/2	1/1	1/1
0/4	0/1	
9/9	2/7	6/7

2 post 5 miss. 3 block 2/2 lob

Saves distribution goalkeepers

12 N. Fly

0/2		0/1
0/1	1/2	0/3
1/4		0/9

16 R. Lorentzen

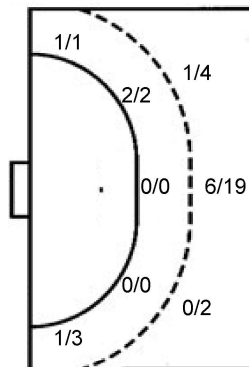
0/1		
0/1	0/2	2/5
0/4	2/5	0/6

TOTAL

0/3		0/1
0/2	1/4	2/8
1/8	2/5	0/15

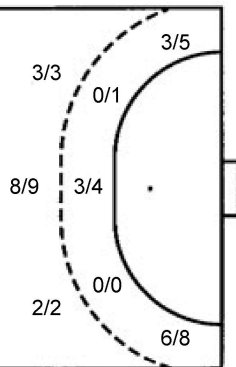
Shots by position

ATTACK



7m penalties 1/1
Fastbreak 1/1
Breakthrough 10/11
Long dist. 0/0

DEFENSE



7m penalties 3/4
Fastbreak 3/4
Breakthrough 8/8
Long dist. 4/5

Shooting statistics

Position	Goals	Sav.	Miss.	Post	Blk.	Total	%
Back (9m)	7	8	5	2	3	25	28
Line (6m)	2	0	0	0	0	2	100
Wing	2	2	0	0	0	4	50
7m penalties	1	0	0	0	0	1	100
Fastbreak	1	0	0	0	0	1	100
Breakthrough	10	1	0	0	0	11	91
Total	23	11	5	2	3	44	52

Jersey number Tot. Total shooting 6m 6m (line) shooting 9m 9m shooting Wng Wing shooting FB Fastbreak sh. 7m 7m penalty sh.
Brk. Breakthrough sh. LD Long distance sh. As. Assists PC Pass clear chance E7 Earned 7m pen. TF Technical faults St. Steals
2m 2m punishments C7. Committed 7m E2 Earned 2m pun. YC. Yellow cards R/B Red/Blue cards Blk. Blocks S Starting Line-up

Handball statistics and livescore by Toma-soft ltd (www.toma-soft.hr)



26th IHF Women's World Championship

Denmark • Norway • Sweden

Group C, 3. round



Match Team Statistics

Match No. 35

Greenland 23 - 43 Austria

(13 - 20) (10 - 23)

3.12.2023. 18:00

Attendance: 1850

DNB Arena

Referees: Amar Konjicanin (BIH) / Dino Konjicanin (BIH)

Shot distribution by player

3 K. Pandza

1/1		
	1/1	1/1
1/1		4/4

5 S. Frey

		1/1
1/1		1/1

6 M. Dedić

9 P. Kovács

		1/1

15 C. Wess

	1/1	1/1
2/2	0/1	

1 post

18 K. Dramac

1/1		
	1/1	0/1
		2/2

19 L. Gschwentner

1/1		
1/1	1/1	1/1

1 post

22 S. Kaiser

		0/1
	1/1	

1 post

29 I. Ivančok

		1/1
		1/1
1/1		2/2

44 N. Leitner

54 S. Sabatnig

	0/1	1/1
1/1	0/1	3/3

1/1 lob

57 J. Huber

	1/1	1/1

1/1 lob

64 A. Pandza

2/2		

1 miss.

67 J. Reichert

0/1		1/1

TOTAL

3/3		1/1
2/2	3/4	6/8
7/8	3/5	15/15

3 post 1 miss. 2/2 lob

Saves distribution goalkeepers

1 L. Ivančok

0/1		
2/2		
0/3	2/4	1/4

16 P. Blažek

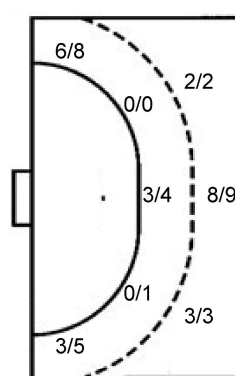
0/1	0/1	0/1
2/2	1/1	
0/6	3/3	0/3

TOTAL

0/2	0/1	0/1
4/4	1/1	
0/9	5/7	1/7

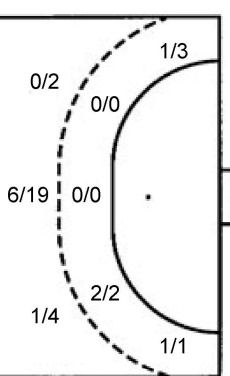
Shots by position

ATTACK



7m penalties 3/4
Fastbreak 3/4
Breakthrough 8/8
Long dist. 4/5

DEFENSE



7m penalties 1/1
Fastbreak 1/1
Breakthrough 10/11
Long dist. 0/0

Shooting statistics

Position	Goals	Sav.	Miss.	Post	Blk.	Total	%
Back (9m)	13	1	0	0	0	14	93
Line (6m)	3	1	0	1	0	5	60
Wing	9	3	0	1	0	13	69
7m penalties	3	0	1	0	0	4	75
Fastbreak	3	1	0	0	0	4	75
Breakthrough	8	0	0	0	0	8	100
Total	39	6	1	2	0	48	81

Jersey number Tot. Total shooting 6m 6m (line) shooting 9m 9m shooting Wng Wing shooting FB Fastbreak sh. 7m 7m penalty sh.
Brk. Breakthrough sh. LD Long distance sh. As. Assists PC Pass clear chance E7 Earned 7m pen. TF Technical faults St. Steals
2m 2m punishments C7. Committed 7m E2 Earned 2m pun. YC. Yellow cards R/B Red/Blue cards Blk. Blocks S Starting Line-up

Handball statistics and livescore by Toma-soft ltd (www.toma-soft.hr)

