



26th IHF Women's World Championship

Denmark • Norway • Sweden

Group B, 2. round



Match Team Statistics

Match No. 21

Paraguay 26 - 41 Montenegro

(15 - 17) (11 - 24)

2.12.2023. 18:00

Attendance: 964

Helsingborg Arena

Referees: Georgi Doychinov (BUL) / Yulian Goretsov (BUL)

Paraguay

#	Surname and name	S	Goals / shots								Attack				Def.			Penalties				TP			
			Tot.	%	9m	6m	Wing	7m	FB	Brk.	LD	As.	PC	E7	E2	TF	St.	C7	Blk	YC	2m		R	B	
2	ACUNA INFRAN Fatima		5/7	71	2/4		1/1	1/1		1/1														29:27	
3	MISKINICH LUGO Ada		1/5	20	0/4					1/1														26:59	
4	INFRAN MORA Fernanda		2/5	40	0/1					2/4				3	1	1								37:56	
6	MENDOZA PERALTA Jazmin																								
7	DOS SANTOS RODRIGUEZ Karina	S																						22:17	
8	VERGARA MARTINEZ Kiara		4/7	57			4/7							1		1								51:15	
11	LEIVA MORLAS Delyne	S	4/6	67	1/2	1/1				2/3				1	2									41:39	
12	OCAMPOS MOREL Fatima	S																						35:17	
14	FERNANDEZ ESTIGARRIBIA Maria		1/3	33	0/1				1/1	0/1				2	2									34:59	
15	BOBADILLA PEREIRA Belinda	S	3/4	75	2/3			1/1						5		1	5		1					32:31	
18	LUGO LARA Maggie	S	1/1	100		1/1																1		41:08	
20	CRISTALDO VERA Ana		1/1	100						1/1														11:03	
24	PORTILLO MIERES Ariana	S	4/7	57	1/1	2/2	1/3	0/1						1										32:22	
25	MACHUCA ESPINOZA Maria																							23:07	
28	SAMANIEGO BENITEZ Milagros	S																							
	Team / bench																								
	UKUPNO		26/46	57	6/16	4/4	7/12	1/2	1/1	7/11	0/0			13	5	2	1	22	0	1	0	0	1	0	0

#	Surname and name	Saves / shots								
		Tot.	%	9m	6m	Wing	7m	FB	Brk.	LD
12	OCAMPOS MOREL Fatima	4/27	15	1/4	0/5	1/7		0/6	2/5	
25	MACHUCA ESPINOZA Maria	2/20	10	0/2	0/4	0/4	0/1	0/4	2/5	
	TOTAL	6/47	13	1/6	0/9	1/11	0/1	0/10	4/10	0/0

Coach: Marizza Alejandra Faria Servin

Number of attacks: 65, Efficiency: 40%, Average Duration: 35.35 seconds

Attack by type of defense

	Shots	9m	6m	Wing	TF	E7	E2
On def. 6-0	20/37	4/13	4/4	6/11	20	2	1
On def. 5-1	4/6	2/3	0/0	1/1	2	0	0
Fastbreak	1/1				0	0	0

Defense by type

	Total	9m	6m	Wing	Stl.	C7	2m
Def. 6-0	30/44	5/8	9/11	10/13	0	1	0
Fastbreak	10/11				0	0	1

Attack with superiority / minority / goalkeeper out

	Attack				Reaction		
	Att.	Eff.	Shots	TF	FB	LD	Tot.
7 on 6 (GK out)	4	50%	2/3	1	1/1	0/0	1/1
6 on 6 (GK out)	1	0%	0/0	1	0/0	0/0	0/0
6 on 6	58	38%	22/38	20			
6 on 5	2	100%	2/2	0			

Player superiority / GK out counted at the end of attack (in case it changes during attack)

Defense with superiority / minority / goalkeeper out

	Attack				Reaction		
	Att.	Eff.	Shots	TF	FB	LD	Tot.
7 on 6 (GK out)	2	50%	1/2	0	0/0	0/0	0/0
6 on 6 (GK out)	1	0%	0/0	1	0/0	0/0	0/0
6 on 6	61	64%	39/52	9			
6 on 5	1	100%	1/1	0			

Numbers show attacking numbers of opponent. Lower efficiency of opponent means better defense of this team

Jersey number Tot. Total shooting 6m 6m (line) shooting 9m 9m shooting Wng Wing shooting FB Fastbreak sh. 7m 7m penalty sh.
 Brk. Breakthrough sh. LD Long distance sh. As. Assists PC Pass clear chance E7 Earned 7m pen. TF Technical faults St. Steals
 2m 2m punishments C7. Committed 7m E2 Earned 2m pun. YC. Yellow cards R/B Red/Blue cards Blk. Blocks S Starting Line-up



26th IHF Women's World Championship

Denmark • Norway • Sweden

Group B, 2. round



Match Team Statistics

Match No. 21

Paraguay 26 - 41 Montenegro

(15 - 17) (11 - 24)

2.12.2023. 18:00

Attendance: 964

Helsingborg Arena

Referees: Georgi Doychinov (BUL) / Yulian Goretsov (BUL)

Shot distribution by player

2 F. Acuna Insfran

	0/1	
2/2	1/2	2/2

3 A. Miskinich Lugo

	0/1	1/1
0/1		
	0/1	

1 miss.

4 F. Insfran Mora

1/1		1/1
	0/1	

1 post 1 miss.

6 J. Mendoza Peralta

7 K. Dos Santos

8 K. Vergara Martinez

1/1		
1/2		1/1
1/1	0/1	

1 miss.

11 D. Leiva Morlas

	0/1	
3/3	1/1	

1 miss.

14 M. Fernandez Estigarribia

0/1		
		1/1
		0/1

15 B. Bobadilla Pereira

0/1		
1/1	1/1	1/1

18 M. Lugo Lara

		1/1

20 A. Cristaldo Vera

	1/1	

24 A. Portillo Mieres

		1/1
0/1		
1/1	1/2	

1 post 1/1 lob

28 M. Samaniego Benitez

TOTAL

1/2	0/2	2/2
2/6	0/1	3/3
8/8	5/10	4/5

2 post 4 miss. 1/1 lob

Saves distribution goalkeepers

12 F. Ocampos Morel

0/3	0/1	0/6
2/6	2/2	0/4
0/2	0/2	

25 M. Machuca Espinoza

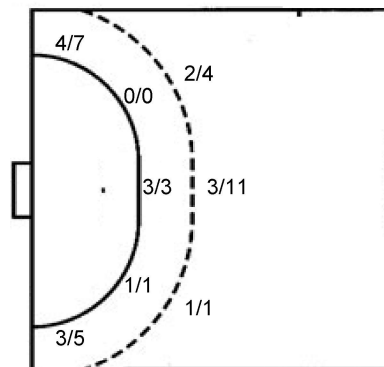
0/3	1/3	0/2
1/2		0/3
0/5		0/1

TOTAL

0/6	1/4	0/8
3/8	2/2	0/7
0/7	0/2	0/1

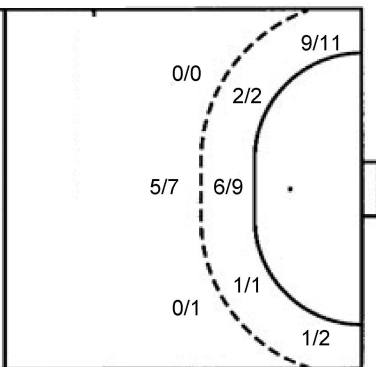
Shots by position

ATTACK



7m penalties 1/2
Fastbreak 1/1
Breakthrough 7/11
Long dist. 0/0

DEFENSE



7m penalties 1/1
Fastbreak 10/11
Breakthrough 6/12
Long dist. 0/0

Shooting statistics

Position	Goals	Sav.	Miss.	Post	Blk.	Total	%
Back (9m)	6	8	1	1	0	16	38
Line (6m)	4	0	0	0	0	4	100
Wing	7	4	1	0	0	12	58
7m penalties	1	0	0	1	0	2	50
Fastbreak	1	0	0	0	0	1	100
Breakthrough	7	2	2	0	0	11	64
Total	26	14	4	2	0	46	57

Jersey number Tot. Total shooting 6m 6m (line) shooting 9m 9m shooting Wng Wing shooting FB Fastbreak sh. 7m 7m penalty sh.
Brk. Breakthrough sh. LD Long distance sh. As. Assists PC Pass clear chance E7 Earned 7m pen. TF Technical faults St. Steals
2m 2m punishments C7. Committed 7m E2 Earned 2m pun. YC. Yellow cards R/B Red/Blue cards Blk. Blocks S Starting Line-up

Handball statistics and livescore by Toma-soft ltd (www.toma-soft.hr)



26th IHF Women's World Championship

Denmark • Norway • Sweden

Group B, 2. round



Match Team Statistics

Match No. 21

Paraguay 26 - 41 Montenegro

(15 - 17) (11 - 24)

2.12.2023. 18:00

Attendance: 964

Helsingborg Arena

Referees: Georgi Doychinov (BUL) / Yulian Goretsov (BUL)

Shot distribution by player

10 M. Pletkoscic

1/1	0/1	
1/1	1/1	

1 post

11 I. Godec

		1/1
	1/1	

1 miss.

13 D. Mugosa

	2/2	3/3
		1/1
1/1		

1 post 1/1 lob

15 J. Vukcevic

1/1		

1 post

22 A. Popovic

1 miss.

24 T. Ivanovic

2/2		1/1
		1/1

1 miss.

25 D. Malovic

1/1		

1 miss.

26 N. Corovic

1 post

34 T. Brnovic

		1/1

1 post 1 miss.

37 N. Bulatovic

1/1		
1/1		

1 miss. 1/1 lob

71 B. Klikovac

	1/1	
1/1		
		1/1

1 post

80 J. Despotovic

0/2	0/1	1/1

1 miss.

91 I. Pavicevic

1/1		2/2
2/3		2/2
2/2		

1 miss.

96 I. Grbic

1/1		2/2
1/1	0/1	
1/1		

1 post

TOTAL

6/6	3/4	8/8
5/8	0/2	7/7
7/7	2/2	1/1

5 post 5 miss. 2/2 lob

Saves distribution goalkeepers

1 M. Rajcic

		0/2
0/1	1/1	0/3
0/5	2/4	1/3

43 M. Batinovic

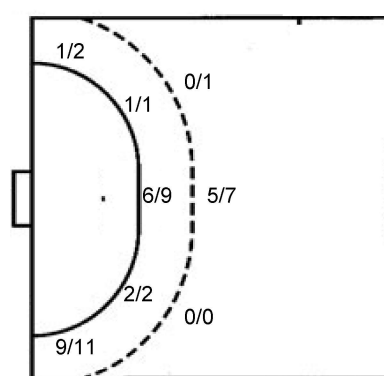
1/2	2/2	
4/5		
0/3	3/6	0/2

TOTAL

1/2	2/2	0/2
4/6	1/1	0/3
0/8	5/10	1/5

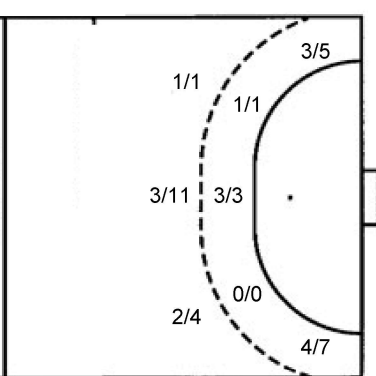
Shots by position

ATTACK



7m penalties 1/1
Fastbreak 10/11
Breakthrough 6/12
Long dist. 0/0

DEFENSE



7m penalties 1/2
Fastbreak 1/1
Breakthrough 7/11
Long dist. 0/0

Shooting statistics

Position	Goals	Sav.	Miss.	Post	Blk.	Total	%
Back (9m)	5	1	2	0	0	8	63
Line (6m)	9	0	2	1	0	12	75
Wing	10	1	1	1	0	13	77
7m penalties	1	0	0	0	0	1	100
Fastbreak	10	0	0	1	0	11	91
Breakthrough	6	4	0	2	0	12	50
Total	41	6	5	5	0	57	72

Jersey number Tot. Total shooting 6m 6m (line) shooting 9m 9m shooting Wng Wing shooting FB Fastbreak sh. 7m 7m penalty sh.
Brk. Breakthrough sh. LD Long distance sh. As. Assists PC Pass clear chance E7 Earned 7m pen. TF Technical faults St. Steals
2m 2m punishments C7. Committed 7m E2 Earned 2m pun. YC. Yellow cards R/B Red/Blue cards Blk. Blocks S Starting Line-up

Handball statistics and livescore by Toma-soft ltd (www.toma-soft.hr)

