



26th IHF Women's World Championship

Denmark • Norway • Sweden

Group C, 2. round



Match Team Statistics

Match No. 20

Austria 28 - 45 Norway

(12 - 21) (16 - 24)

1.12.2023. 20:30

Attendance: 3451

DNB Arena

Referees: Javier Alvarez (ESP) / Yon Bustamante (ESP)

Shot distribution by player

3 K. Pandza

2/2	1/2	1/2

1 block

5 S. Frey

1/1		
	0/1	1/1

1 miss.

6 M. Dedić

		0/1

9 P. Kovács

0/2	1/1	
		1/1

15 C. Wess

		0/1
	0/1	1/1

1/1 lob

18 K. Dramac

19 L. Gschwentner

22 S. Kaiser

29 I. Ivančok

	1/1	
1/2	1/2	
1/1		2/2

2 miss. 1 block

44 N. Leitner

0/1		

1 miss.

54 S. Sabatnig

1/1		2/2

1 miss. 1/1 lob

57 J. Huber

	1/1	
		0/1
		1/1

1 post

64 A. Pandza

1/1		1/1
	1/1	

67 J. Reichert

		3/3
	0/1	

1 post 1 miss. 2 block

TOTAL

1/1	2/2	
2/6	2/3	4/7
4/4	2/6	9/10

2 post 6 miss. 4 block 2/2 lob

Saves distribution goalkeepers

1 L. Ivančok

0/2		0/1
0/3		0/3
0/6	2/2	0/2

16 P. Blažek

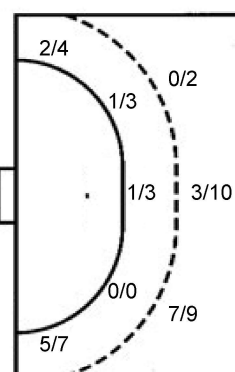
0/3		0/3
0/3	2/7	1/6
0/3		2/7

TOTAL

0/5		0/4
0/6	2/7	1/9
0/9	2/2	2/9

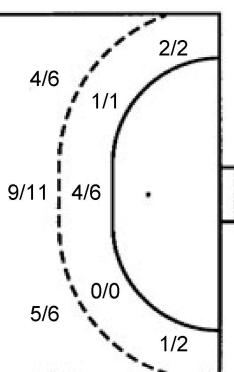
Shots by position

ATTACK



7m penalties	1/2
Fastbreak	0/1
Breakthrough	6/9
Long dist.	2/3

DEFENSE



7m penalties	4/4
Fastbreak	7/8
Breakthrough	5/6
Long dist.	3/4

Shooting statistics

Position	Goals	Sav.	Miss.	Post	Blk.	Total	%
Back (9m)	10	5	1	1	4	21	48
Line (6m)	2	2	1	1	0	6	33
Wing	7	3	1	0	0	11	64
7m penalties	1	1	0	0	0	2	50
Fastbreak	0	0	1	0	0	1	0
Breakthrough	6	2	1	0	0	9	67
Total	26	13	5	2	4	50	52

Jersey number Tot. Total shooting 6m 6m (line) shooting 9m 9m shooting Wng Wing shooting FB Fastbreak sh. 7m 7m penalty sh.
 Brk. Breakthrough sh. LD Long distance sh. As. Assists PC Pass clear chance E7 Earned 7m pen. TF Technical faults St. Steals
 2m 2m punishments C7. Committed 7m E2 Earned 2m pun. YC. Yellow cards R/B Red/Blue cards Blk. Blocks S Starting Line-up

Handball statistics and livescore by Toma-soft ltd (www.toma-soft.hr)



26th IHF Women's World Championship

Denmark • Norway • Sweden

Group C, 2. round



Match Team Statistics

Match No. 20

Austria 28 - 45 Norway

(12 - 21) (16 - 24)

1.12.2023. 20:30

Attendance: 3451

DNB Arena

Referees: Javier Alvarez (ESP) / Yon Bustamante (ESP)

Norway

Players		Goals / shots									Attack					Def.			Penalties				TP			
#	Surname and name	S	Tot.	%	9m	6m	Wing	7m	FB	Brk.	LD	As.	PC	E7	E2	TF	St.	C7	Blk	YC	2m	R		B		
1	DAVIDSEN Marie Skurtveit																								20:03	
6	AARDAHL Maren Nyland	S	5/7	71		4/6					1/1	1					1	1	1	1	1				47:01	
7	SKOGRAND Stine Ruscetta		3/4	75			0/1	2/2	1/1						1		1	1				1			35:40	
9	MORK Nora																									
10	OFTEDAL Stine Bredal		3/4	75						3/4		7	2	1		3									15:49	
12	SOLBERG Silje Margaretha	S											1			1									36:07	
13	BRATTSET DALE Kari		1/1	100		1/1										1									15:27	
14	BREISTOL Kristine		3/4	75	3/4							1				1	2		1		2				18:33	
21	BAKKERUD Ingvild Kristiansen	S	3/5	60	3/4						0/1	3							2						37:35	
22	NOVAK Kristina Sirum		4/5	80	4/5								1	1		4									37:19	
23	HERREM Camilla	S	6/6	100			1/1		4/4		1/1	1	3			1	1				1				38:20	
24	SOLBERG-ISAKSEN Sanna Charlotte		2/2	100			1/1		1/1																22:57	
25	REISTAD Henny Ella	S	10/11	91	6/7				1/1	2/2	1/1	2		1		1									39:51	
26	HOVDEN Emilie Margrethe	S	1/2	50			1/1		0/1																35:26	
30	SAETEREN Maja Furu		3/4	75	1/2			2/2				1													8:28	
33	DEILA Thale Rushfeldt	S	1/1	100	1/1										1										11:24	
Team / bench																										
UKUPNO			45/56	80	18/23	5/7	3/4	4/4	7/8	5/6	3/4	16	7	4	1	12	5	2	4	1	5	0	0			

Goalkeepers		Saves / shots								
#	Surname and name	Tot.	%	9m	6m	Wing	7m	FB	Brk.	LD
1	DAVIDSEN Marie Skurtveit	2/14	14	0/3	0/2	2/7			0/2	
12	SOLBERG Silje Margaretha	11/27	41	5/12	2/2	1/3	1/2		2/6	0/2
TOTAL		13/41	32	5/15	2/4	3/10	1/2	1/0	2/8	0/2

Coach: Thorir Hergeirsson

Number of attacks: 64, Efficiency: 70%, Average Duration: 22.20 seconds

Attack by type of defense

	Shots	9m	6m	Wing	TF	E7	E2
On def. 6-0	31/40	18/23	5/7	3/4	12	4	1
Fastbreak	7/8				0	0	0

Defense by type

	Total	9m	6m	Wing	Stl.	C7	2m
Def. 6-0	25/47	10/21	2/6	7/11	4	2	0
Def. 5-1	0/0	0/0	0/0	0/0	1	0	0
Fastbreak	0/1				0	0	5

Attack with superiority / minority / goalkeeper out

	Attack				Reaction		
	Att.	Eff.	Shots	TF	FB	LD	Tot.
7 on 6 (GK out)	2	50%	1/1	1	0/0	1/1	1/1
6 on 6 (GK out)	7	43%	3/4	3	0/0	1/2	1/2
6 on 6	52	75%	39/44	8			
5 on 6	1	100%	1/1	0			
6 on 5	2	50%	1/2	0			

Player superiority / GK out counted at the end of attack (in case it changes during attack)

Defense with superiority / minority / goalkeeper out

	Attack				Reaction		
	Att.	Eff.	Shots	TF	FB	LD	Tot.
7 on 6 (GK out)	12	42%	5/9	3	2/2	3/3	5/5
6 on 6 (GK out)	1	0%	0/1	0	0/0	0/0	0/0
6 on 6	42	45%	19/32	10			
6 on 5	6	67%	4/5	1			
6 on 4	2	0%	0/2	0			

Numbers show attacking numbers of opponent. Lower efficiency of opponent means better defense of this team

Jersey number Tot. Total shooting 6m 6m (line) shooting 9m 9m shooting Wng Wing shooting FB Fastbreak sh. 7m 7m penalty sh.
 Brk. Breakthrough sh. LD Long distance sh. As. Assists PC Pass clear chance E7 Earned 7m pen. TF Technical faults St. Steals
 2m 2m punishments C7. Committed 7m E2 Earned 2m pun. YC. Yellow cards R/B Red/Blue cards Blk. Blocks S Starting Line-up



26th IHF Women's World Championship

Denmark • Norway • Sweden

Group C, 2. round



Match Team Statistics

Match No. 20

Austria 28 - 45 Norway

(12 - 21) (16 - 24)

1.12.2023. 20:30

Attendance: 3451

DNB Arena

Referees: Javier Alvarez (ESP) / Yon Bustamante (ESP)

Shot distribution by player

6 M. Aardahl

1/1		
	1/2	1/1
1/1		1/2

7 S. Skogrand

		1/1
2/2	0/1	

9 N. Mork

10 S. Oftedal

1/1		
1/1	0/1	

1/1 lob

13 K. Brattset Dale

		1/1

14 K. Brøstøl

1/1		0/1
1/1		1/1

21 I. Bakkerud

	0/1	1/1
1/1		1/1

1 miss.

22 K. Novak

2/2		
1/1		
1/1		

1 miss.

23 C. Herrem

	3/3	1/1
		2/2

24 S. Solberg-Isaksen

		1/1
		1/1

25 H. Reistad

1/1		2/2
2/2	1/1	3/3
1/1		

1 post

26 E. Hovden

1/1		
		0/1

30 M. Saeteren

		1/1
1/1		1/1

1 miss.

33 T. Deila

1/1		

TOTAL

5/5		4/4
6/6	5/7	8/9
9/9	0/2	7/9

1 post 3 miss. 1/1 lob

Saves distribution goalkeepers

1 M. Davidsen

	0/2	
0/1		1/3
	1/3	0/3

12 S. Solberg

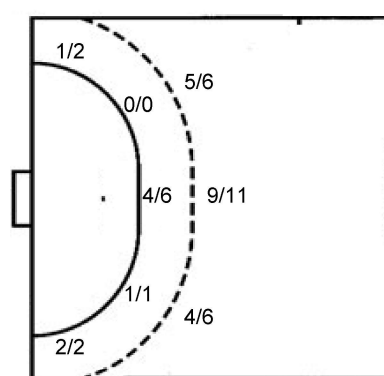
0/1		
4/5	1/3	2/4
0/4	3/3	1/7

TOTAL

0/1	0/2	
4/6	1/3	3/7
0/4	4/6	1/10

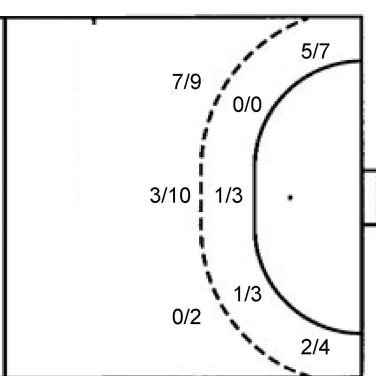
Shots by position

ATTACK



7m penalties 4/4
Fastbreak 7/8
Breakthrough 5/6
Long dist. 3/4

DEFENSE



7m penalties 1/2
Fastbreak 0/1
Breakthrough 6/9
Long dist. 2/3

Shooting statistics

Position	Goals	Sav.	Miss.	Post	Blk.	Total	%
Back (9m)	18	2	2	1	0	23	78
Line (6m)	5	2	0	0	0	7	71
Wing	3	1	0	0	0	4	75
7m penalties	4	0	0	0	0	4	100
Fastbreak	7	1	0	0	0	8	88
Breakthrough	5	1	0	0	0	6	83
Total	42	7	2	1	0	52	81

Jersey number Tot. Total shooting 6m 6m (line) shooting 9m 9m shooting Wng Wing shooting FB Fastbreak sh. 7m 7m penalty sh.
Brk. Breakthrough sh. LD Long distance sh. As. Assists PC Pass clear chance E7 Earned 7m pen. TF Technical faults St. Steals
2m 2m punishments C7. Committed 7m E2 Earned 2m pun. YC. Yellow cards R/B Red/Blue cards Blk. Blocks S Starting Line-up

Handball statistics and livescore by Toma-soft ltd (www.toma-soft.hr)

