



26th IHF Women's World Championship

Denmark • Norway • Sweden

Group G, 2. round



Match Team Statistics

Match No. 16

Spain 32 - 20 Ukraine

(16 - 12) (16 - 8)

1.12.2023. 20:30

Attendance: 153

Arena Nord

Referees: Youcef Belkhiri (ALG) / Sidali Hamidi (ALG)

Spain

#	Surname and name	S	Goals / shots							Attack					Def.			Penalties				TP					
			Tot.	%	9m	6m	Wing	7m	FB	Brk.	LD	As.	PC	E7	E2	TF	St.	C7	Blk	YC	2m		R	B			
6	CAMPOS COSTA Carmen																									3:06	
8	ARDERIUS MARTIN Silvia		1/1	100						1/1				2	2	1		3									13:40
16	CASTELLANOS SOANEZ Mercedes	S																								54:59	
18	ECHEVERRIA MARTINEZ Maitane	S	2/3	67			1/2			1/1					1				3							18:28	
19	SOMAZA BOSCH Ester		3/4	75	2/3					1/1				1	1		1									28:01	
20	GONZALEZ DE GARIBAY BARBA Amaia		0/2	0			0/1		0/1																	16:02	
22	GONZALEZ ORTEGA Lara	S												2				1		1	1					34:21	
30	LOPEZ JIMENEZ Soledad		2/2	100			1/1		1/1																	39:14	
33	GASSAMA CISSOKHO Kaba	S	4/6	67		4/6										1		2		1		1				50:50	
34	FERNANDEZ FRAGA Alicia	S	3/3	100						3/3				5			1	2	1							29:49	
48	ZOQBI DE PAULA Darly																									0:34	
52	PEREZ BUFORN Paulina		4/5	80			1/2	2/2	1/1					1						2			1			34:14	
58	PRIETO O'MULLONY María																	1								5:26	
61	TCHAPTCHET DEFO Lysa		5/5	100		4/4			1/1														2			11:27	
62	ARCOS POVEDA Paula	S	2/4	50		0/1				2/3				3	1			4								41:47	
99	GONZALEZ ALVAREZ Mireya	S	6/9	67	3/6					3/3				3	1			1	1							36:51	
Team / bench																								1			
UKUPNO			32/44	73	5/9	8/11	3/6	2/2	3/4	11/12	0/0			17	6	2	2	14	5	4	1	2	3	0	0		

Goalkeepers		Saves / shots								
#	Surname and name	Tot.	%	9m	6m	Wing	7m	FB	Brk.	LD
16	CASTELLANOS SOANEZ Mercedes	11/26	42	6/8	1/3	3/5	0/2	0/2	1/6	
48	ZOQBI DE PAULA Darly	0/2	0				0/2			
TOTAL		11/28	39	6/8	1/3	3/5	0/4	0/2	1/6	0/0

Coach: Ambrosio Jose Martin Cedres

Number of attacks: 54, Efficiency: 59%, Average Duration: 31.80 seconds

Attack by type of defense

	Shots	9m	6m	Wing	TF	E7	E2
On def. 6-0	27/38	5/9	8/11	3/6	14	2	2
Fastbreak	3/4				0	0	0

Defense by type

	Total	9m	6m	Wing	Stl.	C7	2m
Def. 6-0	11/27	2/10	2/5	2/5	5	4	0
Fastbreak	2/2				0	0	3

Attack with superiority / minority / goalkeeper out

	Attack				Reaction		
	Att.	Eff.	Shots	TF	FB	LD	Tot.
6 on 6 (GK out)	3	33%	1/1	2	0/0	2/2	2/2
6 on 5 (GK out)	1	100%	1/1	0	0/0	0/0	0/0
6 on 6	45	67%	30/37	8			
6 on 5	4	0%	0/1	3			
5 on 5	1	0%	0/0	1			

Player superiority / GK out counted at the end of attack (in case it changes during attack)

Defense with superiority / minority / goalkeeper out

	Attack				Reaction		
	Att.	Eff.	Shots	TF	FB	LD	Tot.
7 on 6 (GK out)	1	0%	0/0	1	0/0	0/0	0/0
6 on 6 (GK out)	1	100%	1/1	0	0/0	0/0	0/0
6 on 6	43	30%	13/28	15			
6 on 5 (GK out)	2	0%	0/1	1	0/0	0/0	0/0
6 on 5	5	100%	5/5	0			
5 on 5	1	100%	1/1	0			

Numbers show attacking numbers of opponent. Lower efficiency of opponent means better defense of this team

Jersey number Tot. Total shooting 6m 6m (line) shooting 9m 9m shooting Wng Wing shooting FB Fastbreak sh. 7m 7m penalty sh.
 Brk. Breakthrough sh. LD Long distance sh. As. Assists PC Pass clear chance E7 Earned 7m pen. TF Technical faults St. Steals
 2m 2m punishments C7. Committed 7m E2 Earned 2m pun. YC. Yellow cards R/B Red/Blue cards Blk. Blocks S Starting Line-up



26th IHF Women's World Championship

Denmark • Norway • Sweden

Group G, 2. round



Match Team Statistics

Match No. 16

Spain 32 - 20 Ukraine

(16 - 12) (16 - 8)

1.12.2023. 20:30

Attendance: 153

Arena Nord

Referees: Youcef Belkhiri (ALG) / Sidali Hamidi (ALG)

Shot distribution by player

6 C. Campos Costa

8 S. Arderius Martin

		1/1

18 M. Echeverria Martinez

1/1		
		1/1

1 post

19 E. Somaza Bosch

		1/1
		1/1
	1/1	

1 block

20 A. Gonzalez De Garibay Barba

0/1		
		0/1

22 L. Gonzalez Ortega

30 S. Lopez Jimenez

		2/2

33 K. Gassama Cissokho

1/1	1/2	2/3

34 A. Fernandez Fraga

		1/1
1/1		
1/1		

52 P. Perez Bufom

		3/4

1/1 lob

58 M. Prieto O'Mullony

61 L. Tchaptchet Defo

1/1		1/1
1/1		
		2/2

62 P. Arcos Poveda

1/1		
1/1		
0/1		

1 miss.

99 M. Gonzalez Alvarez

1/1		
4/4		1/2

1 post 1 miss.

TOTAL

2/3		3/3
5/5		1/1
6/7	2/3	12/16

2 post 2 miss. 1 block 1/1 lob

Saves distribution goalkeepers

16 M. Castellanos Soanez

1/5	1/1	2/3
1/1		0/1
2/7	2/3	1/3

48 D. Zoqbi De Paula

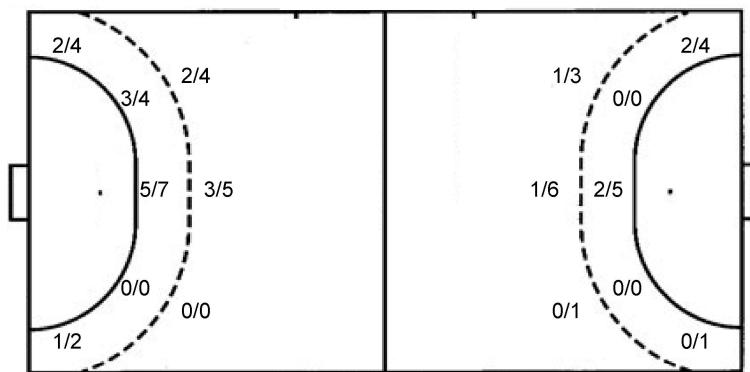
		0/1
0/1		

TOTAL

1/5	1/1	2/3
1/1		0/2
2/8	2/3	1/3

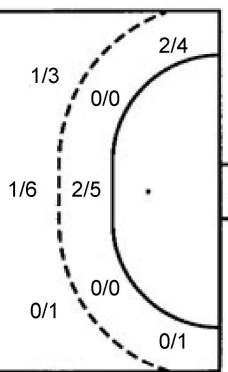
Shots by position

ATTACK



7m penalties 2/2
Fastbreak 3/4
Breakthrough 11/12
Long dist. 0/0

DEFENSE



7m penalties 4/4
Fastbreak 2/2
Breakthrough 5/7
Long dist. 3/3

Shooting statistics

Position	Goals	Sav.	Miss.	Post	Blk.	Total	%
Back (9m)	5	1	1	1	1	9	56
Line (6m)	8	3	0	0	0	11	73
Wing	3	2	0	1	0	6	50
7m penalties	2	0	0	0	0	2	100
Fastbreak	3	1	0	0	0	4	75
Breakthrough	11	0	1	0	0	12	92
Total	32	7	2	2	1	44	73

Jersey number Tot. Total shooting 6m 6m (line) shooting 9m 9m shooting Wng Wing shooting FB Fastbreak sh. 7m 7m penalty sh.
Brk. Breakthrough sh. LD Long distance sh. As. Assists PC Pass clear chance E7 Earned 7m pen. TF Technical faults St. Steals
2m 2m punishments C7. Committed 7m E2 Earned 2m pun. YC. Yellow cards R/B Red/Blue cards Blk. Blocks S Starting Line-up

Handball statistics and livescore by Toma-soft ltd (www.toma-soft.hr)



26th IHF Women's World Championship

Denmark • Norway • Sweden

Group G, 2. round



Match Team Statistics

Match No. 16

Spain 32 - 20 Ukraine

(16 - 12) (16 - 8)

1.12.2023. 20:30

Attendance: 153

Arena Nord

Referees: Youcef Belkhiri (ALG) / Sidali Hamidi (ALG)

Ukraine

Players		Goals / shots									Attack					Def.			Penalties				TP		
#	Surname and name	S	Tot.	%	9m	6m	Wing	7m	FB	Brk.	LD	As.	PC	E7	E2	TF	St.	C7	Blk	YC	2m	R		B	
1	BALOH Yudit	S																							25:34
7	MARKEVYCH Mariana		3/5	60		0/1				3/4		3				1									26:58
8	SOSKYDA Karina																								
9	ANDRIICHUK Iuliia	S	2/4	50	0/2			1/1		1/1			1	2	1	1									19:05
10	PROKOPIAK Iryna															1									21:12
12	GLADUN Mariia																								18:03
14	POLIAK Tetiana	S	1/2	50	0/1						1/1		1			1									34:34
15	MELEKESTSEVA Anastasiya		1/1	100		1/1										2									22:17
16	SALTANIUK Viktoriia	S																							14:59
17	NAUMENKO Andriyana		1/3	33		1/3								1		2			1						36:28
18	KOHUCH Yevheniia															1							1		11:16
19	SMBATIAN Tamara	S	7/12	58	1/5			3/3		1/2	2/2	1	2	1		1									34:31
21	DIACHENKO Olesia	S	2/4	50			2/4					1	1		1	1	1	1							55:28
22	KOZAK Kateryna		2/3	67			0/1		2/2							1	1								23:39
32	SHUKAL Milana	S	1/1	100	1/1							1				3		1				2			39:16
33	KOMPANIETS Iryna		0/1	0	0/1							1	1			2									36:07
Team / bench																									
UKUPNO			20/36	56	2/10	2/5	2/5	4/4	2/2	5/7	3/3	7	6	4	2	17	2	2	1	0	3	0	0		

Goalkeepers		Saves / shots								
#	Surname and name	Tot.	%	9m	6m	Wing	7m	FB	Brk.	LD
1	BALOH Yudit	4/15	27	1/2	1/5	1/2		1/3	0/3	
12	GLADUN Mariia	2/15	13	0/3	1/4	1/3	0/1	0/1	0/3	
16	SALTANIUK Viktoriia	1/9	11	0/1	1/2		0/1		0/5	
TOTAL		7/39	18	1/6	3/11	2/5	0/2	1/4	0/11	0/0

Coach: Vitalii Andronov

Number of attacks: 53, Efficiency: 38%, Average Duration: 35.08 seconds

Attack by type of defense

	Shots	9m	6m	Wing	TF	E7	E2
On def. 6-0	11/27	2/10	2/5	2/5	17	4	2
Fastbreak	2/2				0	0	0

Defense by type

	Total	9m	6m	Wing	Stl.	C7	2m
Def. 6-0	27/38	5/9	8/11	3/6	2	2	0
Fastbreak	3/4				0	0	3

Attack with superiority / minority / goalkeeper out

	Attack				Reaction		
	Att.	Eff.	Shots	TF	FB	LD	Tot.
7 on 6 (GK out)	1	0%	0/0	1	0/0	0/0	0/0
6 on 6 (GK out)	1	100%	1/1	0	0/0	0/0	0/0
6 on 6	43	30%	13/28	15			
6 on 5 (GK out)	2	0%	0/1	1	0/0	0/0	0/0
6 on 5	5	100%	5/5	0			
5 on 5	1	100%	1/1	0			

Player superiority / GK out counted at the end of attack (in case it changes during attack)

Defense with superiority / minority / goalkeeper out

	Attack				Reaction		
	Att.	Eff.	Shots	TF	FB	LD	Tot.
6 on 6 (GK out)	3	33%	1/1	2	0/0	2/2	2/2
6 on 5 (GK out)	1	100%	1/1	0	0/0	0/0	0/0
6 on 6	45	67%	30/37	8			
6 on 5	4	0%	0/1	3			
5 on 5	1	0%	0/0	1			

Numbers show attacking numbers of opponent. Lower efficiency of opponent means better defense of this team

Jersey number Tot. Total shooting 6m 6m (line) shooting 9m 9m shooting Wng Wing shooting FB Fastbreak sh. 7m 7m penalty sh.
 Brk. Breakthrough sh. LD Long distance sh. As. Assists PC Pass clear chance E7 Earned 7m pen. TF Technical faults St. Steals
 2m 2m punishments C7. Committed 7m E2 Earned 2m pun. YC. Yellow cards R/B Red/Blue cards Blk. Blocks S Starting Line-up

Handball statistics and livescore by Toma-soft ltd (www.toma-soft.hr)



26th IHF Women's World Championship

Denmark • Norway • Sweden

Group G, 2. round



Match Team Statistics

Match No. 16

Spain 32 - 20 Ukraine

(16 - 12) (16 - 8)

1.12.2023. 20:30

Attendance: 153

Arena Nord

Referees: Youcef Belkhiri (ALG) / Sidali Hamidi (ALG)

Shot distribution by player

7 M. Markevych

1/1		
		1/1

1 post 1 miss. 1/1 lob

8 K. Soskyda

9 I. Andrichuk

0/1		
2/2		

1 miss.

10 I. Prokopiak

14 T. Poliak

	1/1	0/1

15 A. Melekestseva

	1/1	

17 A. Naumenko

1/1		

1 miss. 0/1 lob

18 Y. Kohuch

19 T. Smbatian

2/2		0/2
		1/1
0/1	2/3	2/2

1 miss.

21 O. Diachenko

	0/1	1/1
1/1	0/1	

22 K. Kozak

0/1		
2/2		

32 M. Shukal

1/1		

33 I. Kompaniets

0/1		

TOTAL

4/5	0/1	1/3
0/1		2/2
6/8	4/6	2/3

1 post 4 miss. 1/2 lob

Saves distribution goalkeepers

1 Y. Baloh

1/2		0/1
0/2		
0/2		3/7

12 M. Gladun

0/1		0/2
0/1		0/1
0/1	1/2	1/7

16 V. Saltaniuk

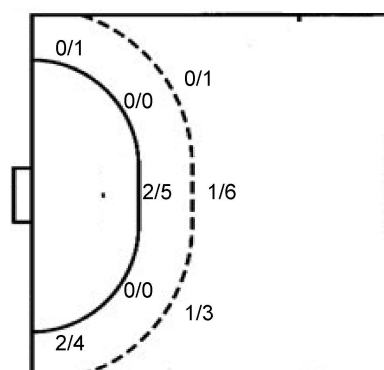
0/2		
1/4	0/1	0/2

TOTAL

1/3		0/3
0/5		0/1
1/7	1/3	4/16

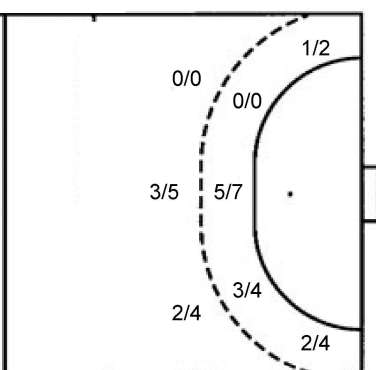
Shots by position

ATTACK



7m penalties 4/4
Fastbreak 2/2
Breakthrough 5/7
Long dist. 3/3

DEFENSE



7m penalties 2/2
Fastbreak 3/4
Breakthrough 11/12
Long dist. 0/0

Shooting statistics

Position	Goals	Sav.	Miss.	Post	Blk.	Total	%
Back (9m)	2	6	2	0	0	10	20
Line (6m)	2	1	1	1	0	5	40
Wing	2	3	0	0	0	5	40
7m penalties	4	0	0	0	0	4	100
Fastbreak	2	0	0	0	0	2	100
Breakthrough	5	1	1	0	0	7	71
Total	17	11	4	1	0	33	52

Jersey number Tot. Total shooting 6m 6m (line) shooting 9m 9m shooting Wng Wing shooting FB Fastbreak sh. 7m 7m penalty sh.
Brk. Breakthrough sh. LD Long distance sh. As. Assists PC Pass clear chance E7 Earned 7m pen. TF Technical faults St. Steals
2m 2m punishments C7. Committed 7m E2 Earned 2m pun. YC. Yellow cards R/B Red/Blue cards Blk. Blocks S Starting Line-up

Handball statistics and livescore by Toma-soft ltd (www.toma-soft.hr)



26th IHF Women's World Championship

Denmark • Norway • Sweden

Group G, 2. round



Match Team Statistics

Match No. 16

Spain 32 - 20 Ukraine

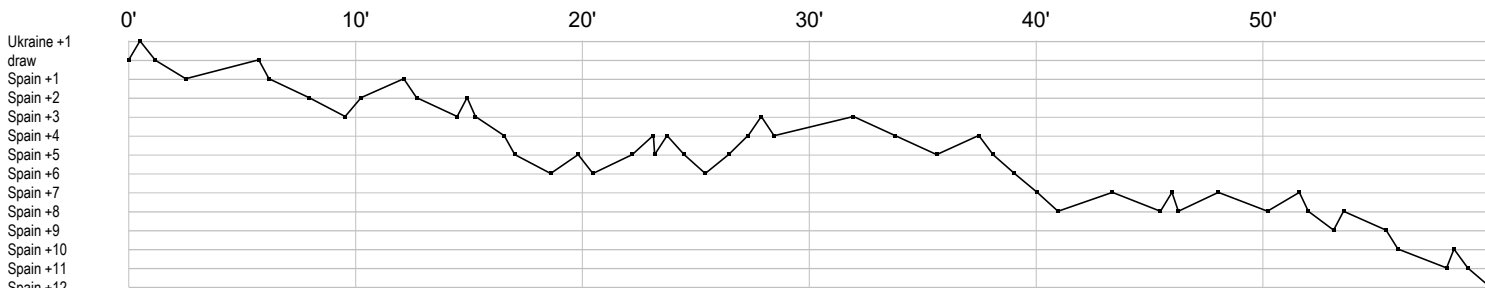
(16 - 12) (16 - 8)

1.12.2023. 20:30

Attendance: 153

Arena Nord

Referees: Youcef Belkhiri (ALG) / Sidali Hamidi (ALG)



Spain

6 Campos	
8 Arderius	
16 Castellanos	r s r s s s r r r s r r r r
18 Echeverria	g f bp b
19 Somaza	g f a p i g
20 Gonzalez De	f f
22 Gonzalez	t c a x
30 Lopez	g g
33 Gassama	g cy t g t g f g f e
34 Fernandez	a g b g a a a a g t i t
48 Zoqi De	r r
52 Perez Buforn	c c g g g f2 g a
58 Prieto	t
61 Tchaptchet	g g g 2 2 g g
62 Arcos Poveda	f f a a p t t g t a g t
99 Gonzalez	g t g p g g f f f g a ba g a

Ukraine

1 Baloh Y	s r r r r s s r r r r r r s r
7 Markevych M	g t f g a a a g f
8 Soskyda K	
9 Andriichuk I	e g t f e i g f p
10 Prokopiak I	t t
12 Gladun M	r r r r r r r s sr r r r r
14 Poliak T	p t f g
15 Melekestseva	g t t
16 Saltaniuk V	r r r sr r r r r r
17 Naumenko A	f tf e g x t
18 Kohuch Y	t 2
19 Smbatian T	g f p g p f g f g a g e g g f t f
21 Diachenko O	i f t p a f b g g c
22 Kozak K	g f g b t
32 Shukal M	t t 2 a c t2 g
33 Kompaniets I	t p f t a

In game	g Goal scored	f Missed shot	a Assist	t Technical faults	b Steal
2 2min suspension	e Eearned 7m	c Committed 7m	y Yellow card	r Red Card	k Blue card
i Eearned 2min.	x Block	4 4min suspension	p Pass for clear chance	s Saved shot	r Received goal