



IHF Trophy Inter-Continental Phase Junior (U20)



Final Round, 5-6. place

Match Team Statistics

New Caledonia 29 - 44 Nicaragua

16.3.2025. 09:00

Match No. 9

(18 - 22) (11 - 22)

Attendance: 100

Palace of Youth and Sports

Referees: Philippe Linster (LUX) / Alain Rauchs (LUX)

New Caledonia

Players		Goals / shots									Attack					Def.			Penalties			TP			
#	Surname and name	S	Tot.	%	9m	6m	Wing	7m	FB	Brk.	LD	As.	PC	E7	E2	TF	St.	C7	Bik	YC	2m		R	B	
1	FUATOGA Joshua																								21:21
2	BISHOP Isaia	S	2/2	100			1/1		1/1			1					3	1				1			40:29
5	WAHEO Lionel	S	4/5	80		1/2			1/1	2/2							3					2			25:16
7	WENIEWA Enzo	S	2/6	33	1/4					1/2							4	1				1			40:50
13	KAIKILEKOFÉ Bradley		2/3	67		2/2			0/1			1					2	1				1			26:59
14	AN AH TCHUNG Rolan	S	4/5	80			2/2		1/1	1/2			1				3	3							37:20
16	HOATAU Robert	S	4/10	40	2/8			1/1	1/1			1					4	1				1			44:02
19	TRAN KIM BINH Nesto	S	3/9	33	1/3				0/1	2/5		2		1			6	1	1			1			42:26
20	TAVITA Khiore	S																							38:39
21	AN AH TCHUNG Donovan																								
22	UTCHAOU Eliel		4/6	67		2/2			0/2	2/2							2								35:57
24	CAGNON Samy		2/3	67	2/3							2					3	1							19:49
30	ANNERY Tyron		1/1	100						1/1							1								14:16
77	COPOLA Antoine		1/4	25	0/2				1/1	0/1							8	1							32:36
Team / bench																									
TOTAL			29/54	54	6/20	5/6	3/3	1/1	4/7	10/17	0/0	7	1	1	0	37	7	6	0	0	7	0	0		

Goalkeepers		Saves / shots								
#	Surname and name	Tot.	%	9m	6m	Wing	7m	FB	Brk.	LD
1	FUATOGA Joshua	3/24	13	1/1	0/3	1/6	0/3	1/4	0/7	
20	TAVITA Khiore	10/33	30	2/5	0/3	5/11	1/1	2/8	0/5	
TOTAL		13/57	23	3/6	0/6	6/17	1/4	3/12	0/12	0/0

Coach: Romain Le Gendre

Number of attacks: 84, Efficiency: 35%, Average Duration: 21.94 seconds

Attack by type of defense

	Shots	9m	6m	Wing	TF	E7	E2
On def. 6-0	23/43	6/18	5/6	3/3	36	1	0
On def. 5-1	1/3	0/2	0/0	0/0	1	0	0
Fastbreak	4/7				0	0	0

Defense by type

	Total	9m	6m	Wing	Stl.	C7	2m
Def. 6-0	12/20	1/4	2/2	4/7	2	4	3
Def. 5-1	20/27	2/4	4/5	7/11	5	2	4
Fastbreak	9/14				0	0	0

Attack with superiority / minority / goalkeeper out

	Attack				Reaction		
	Att.	Eff.	Shots	TF	FB	LD	Tot.
6 on 6	64	42%	27/41	23			
5 on 6	16	13%	2/5	11			
4 on 6	4	0%	0/1	3			

Player superiority / GK out counted at the end of attack (in case it changes during attack)

Defense with superiority / minority / goalkeeper out

	Attack				Reaction		
	Att.	Eff.	Shots	TF	FB	LD	Tot.
6 on 6	61	51%	31/44	17			
6 on 5	18	56%	10/14	4			
6 on 4	5	60%	3/4	1			

Numbers show attacking numbers of opponent. Lower efficiency of opponent means better defense of this team

Jersey number Tot. Total shooting 6m 6m (line) shooting 9m 9m shooting Wng Wing shooting FB Fastbreak sh. 7m 7m penalty sh.
 Brk. Breakthrough sh. LD Long distance sh. As. Assists PC Pass clear chance E7 Earned 7m pen. TF Technical faults St. Steals
 2m 2m punishments C7. Committed 7m E2 Earned 2m pun. YC. Yellow cards R/B Red/Blue cards Blk. Blocks S Starting Line-up



IHF Trophy Inter-Continental Phase Junior (U20)



Final Round, 5-6. place

Match Team Statistics

Match No. 9

New Caledonia 29 - 44 Nicaragua

(18 - 22) (11 - 22)

16.3.2025. 09:00

Attendance: 100

Palace of Youth and Sports

Referees: Philippe Linster (LUX) / Alain Rauchs (LUX)

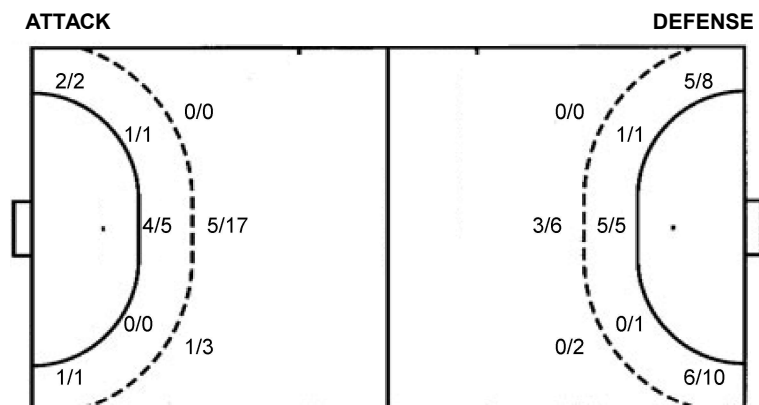
Shot distribution by player

2 I. Bishop 1/1 lob	5 L. Waheo 1/1 1/1 1/1	7 E. Weniewa 0/1 2/3 1 post 1 miss.	13 B. Kaikilekofe 1 post 2/2 lob	14 R. An Ah Tchung 1/1 lob	16 R. Hoatau 1 post 1 miss. 1 block	19 N. Tran Kim Binh 1/1 0/1 2/2 0/1
21 D. An Ah Tchung	22 E. Utchao 0/1 1/1 3/4	24 S. Cagnon 1/1 1/1 1 block	30 T. Annery 1/1	77 A. Copola 0/1 1/1 1 miss.	TOTAL 1/4 5/8 5/6 3/3 7/13 3/3 6 post 4 miss. 2 block 4/4 lob	

Saves distribution goalkeepers

1 J. Fuatoga 0/6 1/3 0/8 0/1 2/2 0/1	20 K. Tavita 0/5 7/9 1/10 1/1 1/3 0/1 0/2 1/3 0/1	TOTAL 0/11 8/12 1/18 1/1 3/5 0/3 0/3 3/5 0/2
---	---	--

Shots by position



7m penalties 1/1
Fastbreak 4/7
Breakthrough 10/17
Long dist. 0/0

7m penalties 3/6
Fastbreak 9/14
Breakthrough 12/14
Long dist. 0/0

Shooting statistics

Position	Goals	Sav.	Miss.	Post	Blk.	Total	%
Back (9m)	6	7	3	2	2	20	30
Line (6m)	5	1	0	0	0	6	83
Wing	3	0	0	0	0	3	100
7m penalties	1	0	0	0	0	1	100
Fastbreak	4	3	0	0	0	7	57
Breakthrough	10	2	1	4	0	17	59
Total	29	13	4	6	2	54	54

Jersey number Tot. Total shooting 6m 6m (line) shooting 9m 9m shooting Wng Wing shooting FB Fastbreak sh. 7m 7m penalty sh.
Brk. Breakthrough sh. LD Long distance sh. As. Assists PC Pass clear chance E7 Earned 7m pen. TF Technical faults St. Steals
2m 2m punishments C7. Committed 7m E2 Earned 2m pun. YC. Yellow cards R/B Red/Blue cards Blk. Blocks S Starting Line-up

Handball statistics and livescore by Toma-soft ltd (www.toma-soft.hr)



IHF Trophy Inter-Continental Phase Junior (U20)



Final Round, 5-6. place

Match Team Statistics

New Caledonia 29 - 44 Nicaragua

16.3.2025. 09:00

Match No. 9

(18 - 22) (11 - 22)

Attendance: 100

Palace of Youth and Sports

Referees: Philippe Linster (LUX) / Alain Rauchs (LUX)

Nicaragua

#	Surname and name	S	Goals / shots									Attack					Def.			Penalties				TP				
			Tot.	%	9m	6m	Wing	7m	FB	Brk.	LD	As.	PC	E7	E2	TF	St.	C7	Blk	YC	2m	R	B					
2	ROMERO CANTILLANO Isaac De Jesus	S	11/15	73		1/1	5/7	3/4	1/2	1/1			1		1	1	3	1										36:22
6	SANDOVAL MORENO Roberto Carlos		2/2	100			1/1			1/1					1	2	3											19:00
7	MARTINEZ MARTINEZ Jose Alexander	S	7/9	78	0/2		1/1		2/2	4/4			5	1		1	2	1										56:49
8	PEREZ ESTRADA Danny Benjamin	S	2/5	40			1/2		1/2	0/1						1												22:26
10	PEREZ SINCLER Zaymond Estiven	S	9/13	69		1/1		0/2	4/6	4/4			10	3	3	1	2	2		1								55:44
11	GONZALEZ CASTILLO Ervin Manuel	S	7/14	50	3/6	0/1	2/3		1/2	1/2			2	1	1	1	4	3										49:50
12	HERNANDEZ GALO Carlos Miguel		1/2	50			1/2									3												17:28
16	REYES TORREZ Osmar Adan																											10:59
18	CARDENAS MARTINEZ Elmer Alexander		0/1	0			0/1												1									13:59
22	ROCHA URBINA Christopher David													1		1				1								12:52
23	MEDRANO ARTEAGA Marcial Steven	S	4/4	100		3/3				1/1			1	1				2										52:36
26	ALEGRIA TORRES Jordy Gadiel		1/1	100		1/1										1												7:24
30	VEGA CABRERA Anthony Paul		0/1	0			0/1																					15:30
33	MONTES MENDOZA Brayan Alexander	S											2				2											49:01
Team / bench																												
TOTAL			44/67	66	3/8	6/7	11/18	3/6	9/14	12/14	0/0		21	7	6	6	22	9	1	2	0	0	0	0	0	0	0	

#	Surname and name	Saves / shots								
		Tot.	%	9m	6m	Wing	7m	FB	Brk.	LD
16	REYES TORREZ Osmar Adan	1/11	9	0/3	0/2			0/3	1/3	
33	MONTES MENDOZA Brayan Alexander	12/31	39	7/10	1/4	0/3	0/1	3/4	1/9	
TOTAL		13/42	31	7/13	1/6	0/3	0/1	6/7	2/12	0/0

Coach:

Number of attacks: 84, Efficiency: 52%, Average Duration: 20.92 seconds

Attack by type of defense

	Shots	9m	6m	Wing	TF	E7	E2
On def. 6-0	12/20	1/4	2/2	4/7	3	4	2
On def. 5-1	20/27	2/4	4/5	7/11	19	2	4
Fastbreak	9/14				0	0	0

Defense by type

	Total	9m	6m	Wing	Stl.	C7	2m
Def. 6-0	23/43	6/18	5/6	3/3	9	1	0
Def. 5-1	1/3	0/2	0/0	0/0	0	0	0
Fastbreak	4/7				0	0	0

Attack with superiority / minority / goalkeeper out

	Attack				Reaction		
	Att.	Eff.	Shots	TF	FB	LD	Tot.
6 on 6	61	51%	31/44	17			
6 on 5	18	56%	10/14	4			
6 on 4	5	60%	3/4	1			

Player superiority / GK out counted at the end of attack (in case it changes during attack)

Defense with superiority / minority / goalkeeper out

	Attack				Reaction		
	Att.	Eff.	Shots	TF	FB	LD	Tot.
6 on 6	64	42%	27/41	23			
5 on 6	16	13%	2/5	11			
4 on 6	4	0%	0/1	3			

Numbers show attacking numbers of opponent. Lower efficiency of opponent means better defense of this team

Jersey number Tot. Total shooting 6m 6m (line) shooting 9m 9m shooting Wng Wing shooting FB Fastbreak sh. 7m 7m penalty sh.
 Brk. Breakthrough sh. LD Long distance sh. As. Assists PC Pass clear chance E7 Earned 7m pen. TF Technical faults St. Steals
 2m 2m punishments C7. Committed 7m E2 Earned 2m pun. YC. Yellow cards R/B Red/Blue cards Blk. Blocks S Starting Line-up



IHF Trophy Inter-Continental Phase Junior (U20)



Final Round, 5-6. place

Match Team Statistics

Match No. 9

New Caledonia 29 - 44 Nicaragua

(18 - 22) (11 - 22)

16.3.2025. 09:00

Attendance: 100

Palace of Youth and Sports

Referees: Philippe Linster (LUX) / Alain Rauchs (LUX)

Shot distribution by player

2 I. Romero Cantillano

2/2		2/2
1/3		
6/7		

1 post

6 R. Sandoval Moreno

1/1		
		1/1

7 J. Martinez Martinez

3/3		
1/2		1/1
2/2		

1 miss.

8 D. Perez Estrada

1/1		1/1
0/2		

1 miss.

10 Z. Perez Sincler

1/1		
0/1		0/1
4/4		2/2

1 post 1 miss. 2/2 lob

11 E. Gonzalez Castillo

1/1	0/1	
2/2		0/1
3/3	1/1	

3 post 2 miss.

12 C. Hernandez Galo

		0/1
1/1		

18 E. Cardenas Martinez

0/1		

22 C. Rocha Urbina

23 M. Medrano Arteaga

2/2		
1/1	1/1	

26 J. Alegria Torres

	1/1	

30 A. Vega Cabrera

0/1		

TOTAL

11/11	0/1	3/3
4/12		2/5
17/18	3/3	2/2

5 post 5 miss. 2/2 lob

Saves distribution goalkeepers

16 O. Reyes Torrez

		0/1
1/2		0/6
0/2		

33 B. Montes Mendoza

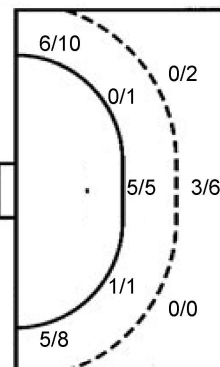
3/4		0/2
2/6		6/7
1/4	0/1	0/3

TOTAL

3/4		0/3
3/8		6/13
1/6	0/1	0/3

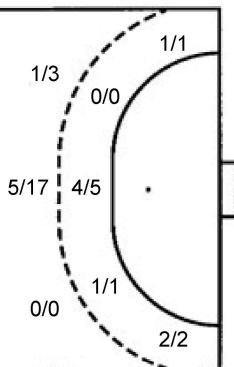
Shots by position

ATTACK



7m penalties 3/6
Fastbreak 9/14
Breakthrough 12/14
Long dist. 0/0

DEFENSE



7m penalties 1/1
Fastbreak 4/7
Breakthrough 10/17
Long dist. 0/0

Shooting statistics

Position	Goals	Sav.	Miss.	Post	Blk.	Total	%
Back (9m)	3	3	1	1	0	8	38
Line (6m)	6	0	0	1	0	7	86
Wing	11	6	0	1	0	18	61
7m penalties	3	1	0	2	0	6	50
Fastbreak	9	3	2	0	0	14	64
Breakthrough	12	0	2	0	0	14	86
Total	44	13	5	5	0	67	66

Jersey number Tot. Total shooting 6m 6m (line) shooting 9m 9m shooting Wng Wing shooting FB Fastbreak sh. 7m 7m penalty sh.
Brk. Breakthrough sh. LD Long distance sh. As. Assists PC Pass clear chance E7 Earned 7m pen. TF Technical faults St. Steals
2m 2m punishments C7. Committed 7m E2 Earned 2m pun. YC. Yellow cards R/B Red/Blue cards Blk. Blocks S Starting Line-up

Handball statistics and livescore by Toma-soft ltd (www.toma-soft.hr)



IHF Trophy Inter-Continental Phase Junior (U20)



Final Round, 5-6. place

Match Team Statistics

Match No. 9

New Caledonia 29 - 44 Nicaragua

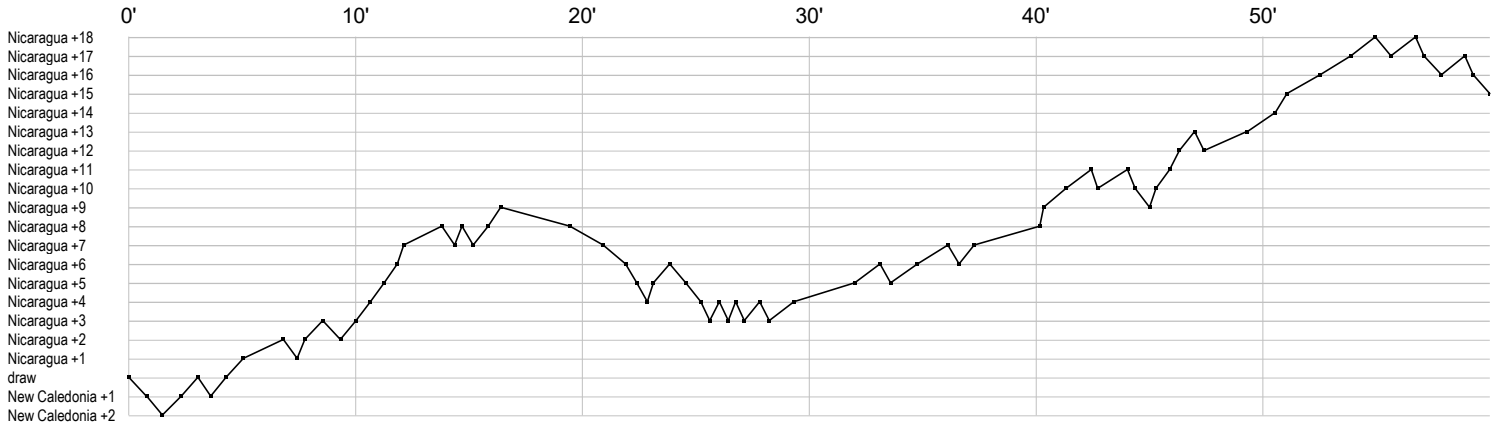
(18 - 22) (11 - 22)

16.3.2025. 09:00

Attendance: 100

Palace of Youth and Sports

Referees: Philippe Linster (LUX) / Alain Rauchs (LUX)



New Caledonia

1 Fuatoga J	r s r r r r s r r s r r	r r r r	r r r r r r r r r r
2 Bishop I		g	t t c2 t g
5 Waheo L	f f t t g g	g	2t 2
7 Weniewa E	f c f	f g 2 t t	t g t f
13 Kaikilekofe B		g	t gb 2 f t a
14 An Ah Tchung	g p t	t g bg t f	b g b
16 Hoatau R	g f f f f	a g g g c2 t t	t t f f
19 Tran Kim Binh	a g 2c a t t e g t	g f f t ff	t bf t f
20 Tavita K	r r r	s r r r r s s r r	r s s r r r s r s s r r r
21 An Ah Tchung			
22 Utchaou E		g bf f b	g g g
24 Cagnon S	ac t t	a	g g f t
30 Annery T			g t
77 Copola A	t t f t c f	g t	t t ft t

Nicaragua

2 Romero	g g t f g g e i g f g	t f g g a g b g f t	g
6 Sandoval		t i e i	t t g g
7 Martinez	a a g p f	a g g a f t a g i	g g g t b
8 Perez Estrada	f g g		f f t
10 Perez Sincler	a a e g e b f g a g e f f t	g p ap a p b g g g	a a f g a a x ai
11 Gonzalez	f a g f f g	t t t p	b g f a f b g e i g b t g f g f
12 Hernandez		t g t f t	
16 Reyes Torrez		r r r r r s	r r r r
18 Cardenas		c	f
22 Rocha Urbina	x p	t	
23 Medrano	g g		b b a g g p
26 Alegria Torres		t g	
30 Vega Cabrera			f
33 Montes	r r s r s s r r s s s r r a s r r r r r	s s r t r s t a r r r r s s	

In game	g Goal scored	f Missed shot	a Assist	t Technical faults	b Steal
2 2min suspension	e Earned 7m	c Committed 7m	y Yellow card	r Red Card	k Blue card
i Earned 2min.	x Block	4 4min suspension	p Pass for clear chance	s Saved shot	r Received goal