



# IHF Trophy Inter-Continental Phase Junior (U20)



Group B, 3. round

Match Team Statistics

## Rwanda 40 - 32 Uzbekistan

14.3.2025. 15:00

Match No. 6

(20 - 18) (20 - 14)

Attendance: 100

Palace of Youth and Sports

Referees: Magnus Muri Nygren (NOR) / Andreas Daviknes Borge (NOR)

### Rwanda

#	Surname and name	S	Goals / shots								Attack				Def.			Penalties			TP						
			Tot.	%	9m	6m	Wing	7m	FB	Brk.	LD	As.	PC	E7	E2	TF	St.	C7	Blk	YC		2m	R	B			
2	UWASE Moise	S	2/3	67			1/1			1/2					4	1			1	1				1			60:00
3	NIYONKURU Karim		0/1	0			0/1																				2:57
4	MUHOZI Jean De Dieu																										
7	MUHUMURE Elysee	S	4/7	57		1/1					3/6			7	3	2		3		2				2			58:53
8	KAYIJAMAHE Yves	S	10/14	71		4/5	3/5		3/3	0/1						2	2	2						2			46:46
9	NDAYISHIMIYE Jean Pierre	S	12/16	75		0/1			2/3	5/5	5/7			3	7			1									59:26
13	BAVANDIMWE Stephen																										2:42
14	MBESUTUNGUWE Samuel	S	7/19	37	4/13		0/1		1/1	2/4				5	4			3	2	1							60:00
18	KWISANGA Peter													1													38:52
20	NIYOYITA Aime Vedaste																		1					2			14:33
22	UFITINEMA Musa																										0:23
47	IRYIVUZE Fiacre																										
77	BAZIMAZIKI Jean Damascene	S	5/13	38	3/4	1/2	1/5		0/2						1			1	3	1				1			55:34
99	UWAYEZU Arsene	S												1													19:54
	Team / bench																							1			
	TOTAL		40/73	55	7/17	6/9	5/13	2/3	10/13	10/18	0/0			21	16	4	2	11	6	5	0	1	8	0	0		

#	Surname and name	Saves / shots								
		Tot.	%	9m	6m	Wing	7m	FB	Brk.	LD
18	KWISANGA Peter	15/32	47	0/1	2/5	1/2	1/4	2/3	9/17	
22	UFITINEMA Musa	0/1	0				0/1			
99	UWAYEZU Arsene	2/16	13	0/2		2/5	0/1		0/8	
	TOTAL	17/49	35	0/3	2/5	3/7	1/6	2/3	9/25	0/0

Coach: Francois Xaver Ngarambe

Number of attacks: 77, Efficiency: 52%, Average Duration: 23.68 seconds

### Attack by type of defense

	Shots	9m	6m	Wing	TF	E7	E2
On def. 6-0	23/43	5/14	6/8	4/9	9	2	1
On def. 4-2	5/12	2/3	0/1	1/4	2	2	1
On def. 3-3	0/2	0/0	0/0	0/0	0	0	0
Fastbreak	10/13				0	0	0

### Defense by type

	Total	9m	6m	Wing	Stl.	C7	2m
Def. 6-0	23/42	3/6	3/5	3/8	5	5	7
Def. 5-1	1/3	0/0	0/0	1/1	1	0	1
Fastbreak	1/4				0	0	0

### Attack with superiority / minority / goalkeeper out

	Attack				Reaction		
	Att.	Eff.	Shots	TF	FB	LD	Tot.
6 on 6 (GK out)	4	25%	1/4	0	0/0	0/0	0/0
6 on 5 (GK out)	1	0%	0/1	0	0/0	0/0	0/0
6 on 6	49	61%	30/42	7			
6 on 5	7	43%	3/6	1			
5 on 6	15	40%	6/12	3			
5 on 5	1	0%	0/1	0			

Player superiority / GK out counted at the end of attack (in case it changes during attack)

### Defense with superiority / minority / goalkeeper out

	Attack				Reaction		
	Att.	Eff.	Shots	TF	FB	LD	Tot.
6 on 6	50	38%	19/33	17			
5 on 6	5	0%	0/3	2			
6 on 5	19	58%	11/16	3			
5 on 5	3	67%	2/3	0			

Numbers show attacking numbers of opponent. Lower efficiency of opponent means better defense of this team

# Jersey number Tot. Total shooting 6m 6m (line) shooting 9m 9m shooting Wng Wing shooting FB Fastbreak sh. 7m 7m penalty sh.  
 Brk. Breakthrough sh. LD Long distance sh. As. Assists PC Pass clear chance E7 Earned 7m pen. TF Technical faults St. Steals  
 2m 2m punishments C7. Committed 7m E2 Earned 2m pun. YC. Yellow cards R/B Red/Blue cards Blk. Blocks S Starting Line-up



# IHF Trophy Inter-Continental Phase Junior (U20)



Group B, 3. round

## Match Team Statistics

Match No. 6

## Rwanda 40 - 32 Uzbekistan

(20 - 18) (20 - 14)

14.3.2025. 15:00

Attendance: 100

Palace of Youth and Sports

Referees: Magnus Muri Nygren (NOR) / Andreas Daviknes Borge (NOR)

## Shot distribution by player

### 2 M. Uwase

0/1		1/1
1/1		

### 3 K. Niyonkuru

0/1		

### 4 J. Muhozi


### 7 E. Muhumure

	1/2	
2/2		
	1/1	

2 post

### 8 Y. Kayijamahe

1/1	1/2	3/3
1/3	0/1	
2/2	1/1	1/1

### 9 J. Ndayishimiye

1/1	1/1	7/7
1/1	0/1	0/1
1/1		

2 post 1/1 lob

### 13 S. Bavandimwe


### 14 S. Mbesutunguwe

0/1	0/2	3/4
0/2		2/2
1/2		1/1

2 post 1 miss. 2 block

### 20 A. Niyoyita


### 47 F. Iryivuze


### 77 J. Bazimaziki

1/1		0/1
		0/1
2/2	0/2	2/3

3 post

### TOTAL

3/6	3/7	14/16
5/9	0/2	2/4
6/7	2/4	4/5

9 post 1 miss. 2 block 1/1 lob

## Saves distribution goalkeepers

### 18 P. Kwisanga

0/3	1/2	1/1
5/8	2/2	3/5
2/7	1/3	

### 22 M. Ufitinema

		0/1

### 99 A. Uwayezu

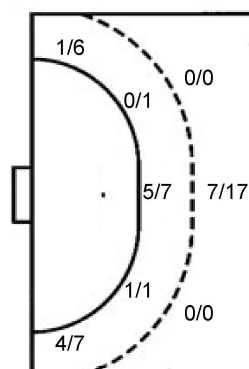
0/2	1/1	0/2
		0/3
1/4	0/1	0/2

### TOTAL

0/5	2/3	1/3
5/8	2/2	3/9
3/11	1/4	0/2

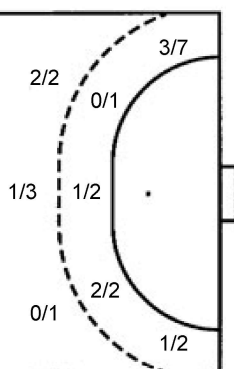
## Shots by position

### ATTACK



7m penalties 2/3  
Fastbreak 10/13  
Breakthrough 10/18  
Long dist. 0/0

### DEFENSE



7m penalties 5/6  
Fastbreak 1/4  
Breakthrough 16/28  
Long dist. 0/0

## Shooting statistics

Position	Goals	Sav.	Miss.	Post	Blk.	Total	%
Back (9m)	7	5	1	2	2	17	41
Line (6m)	6	2	0	1	0	9	67
Wing	5	5	0	3	0	13	38
7m penalties	2	0	0	1	0	3	67
Fastbreak	10	3	0	0	0	13	77
Breakthrough	10	6	0	2	0	18	56
<b>Total</b>	<b>40</b>	<b>21</b>	<b>1</b>	<b>9</b>	<b>2</b>	<b>73</b>	<b>55</b>

# Jersey number Tot. Total shooting 6m 6m (line) shooting 9m 9m shooting Wng Wing shooting FB Fastbreak sh. 7m 7m penalty sh.  
Brk. Breakthrough sh. LD Long distance sh. As. Assists PC Pass clear chance E7 Earned 7m pen. TF Technical faults St. Steals  
2m 2m punishments C7. Committed 7m E2 Earned 2m pun. YC. Yellow cards R/B Red/Blue cards Blk. Blocks S Starting Line-up

Handball statistics and livescore by Toma-soft ltd (www.toma-soft.hr)



# IHF Trophy Inter-Continental Phase Junior (U20)



Group B, 3. round

Match Team Statistics

## Rwanda 40 - 32 Uzbekistan

14.3.2025. 15:00

Match No. 6

(20 - 18) (20 - 14)

Attendance: 100

Palace of Youth and Sports

Referees: Magnus Muri Nygren (NOR) / Andreas Daviknes Borge (NOR)

### Uzbekistan

#	Surname and name	S	Goals / shots								Attack				Def.			Penalties			TP			
			Tot.	%	9m	6m	Wing	7m	FB	Brk.	LD	As.	PC	E7	E2	TF	St.	C7	Blk	YC		2m	R	B
2	KHAYRULLAEV Asadillo		4/6	67		1/2		1/2	1/1	1/1							1					1		18:42
4	JOLDASBAEV Rakhat	S	11/16	69	2/2		0/1	2/2	0/2	7/9		5	3		3	6	1							52:44
6	SHARIPOV Rajabboy	S	2/5	40		0/1	1/3			1/1		2	1	1		2	1			1			30:12	
7	YAKUBOV Khurshid	S	1/4	25	0/1		1/2			0/1													32:39	
8	LATIFOV Tojiboy		5/8	63	1/1		2/3	1/1		1/3		3	2		1	4							46:39	
9	RAHIMOV Muhammadkodir		1/3	33	0/1					1/2		2			1								13:38	
10	BARATOV Gayrat	S	0/1	0	0/1							1									1		15:21	
11	TURSUNOV Mukhammadkodir		2/3	67						2/3		3	1	1	1								56:59	
17	ZOKIROV Umidjon	S	6/10	60		2/2		1/1		3/7		8	2	3	1	7	2	1					52:24	
18	MAMADAZIMOV Khojibek		0/2	0					0/1	0/1					1			2					16:15	
19	SHOIMOV Hasan	S													2								24:27	
21	SULTONOV Durbek	S																					53:06	
22	REIPNAZAROV Baymurat																						6:54	
Team / bench																								
TOTAL			32/58	55	3/6	3/5	4/9	5/6	1/4	16/28	0/0	16	15	5	7	22	4	4	2	0	1	2	0	

#	Surname and name	Saves / shots								
		Tot.	%	9m	6m	Wing	7m	FB	Brk.	LD
21	SULTONOV Durbek	21/59	36	5/12	2/8	5/10	0/2	3/13	6/14	
22	REIPNAZAROV Baymurat	0/2	0						0/2	
TOTAL		21/61	34	5/12	2/8	5/10	0/2	5/13	6/16	0/0

Coach: **Ulugbek Ikromov**

Number of attacks: 77, Efficiency: 42%, Average Duration: 22.35 seconds

### Attack by type of defense

	Shots	9m	6m	Wing	TF	E7	E2
On def. 6-0	23/42	3/6	3/5	3/8	20	5	6
On def. 5-1	1/3	0/0	0/0	1/1	2	0	1
Fastbreak	1/4				0	0	0

### Defense by type

	Total	9m	6m	Wing	Stl.	C7	2m
Def. 6-0	23/43	5/14	6/8	4/9	3	2	0
Def. 4-2	5/12	2/3	0/1	1/4	1	2	1
Def. 3-3	0/2	0/0	0/0	0/0	0	0	0
Fastbreak	10/13				0	0	0

### Attack with superiority / minority / goalkeeper out

	Attack				Reaction		
	Att.	Eff.	Shots	TF	FB	LD	Tot.
6 on 6	50	38%	19/33	17			
5 on 6	5	0%	0/3	2			
6 on 5	19	58%	11/16	3			
5 on 5	3	67%	2/3	0			

Player superiority / GK out counted at the end of attack (in case it changes during attack)

### Defense with superiority / minority / goalkeeper out

	Attack				Reaction		
	Att.	Eff.	Shots	TF	FB	LD	Tot.
6 on 6 (GK out)	4	25%	1/4	0	0/0	0/0	0/0
6 on 5 (GK out)	1	0%	0/1	0	0/0	0/0	0/0
6 on 6	49	61%	30/42	7			
6 on 5	7	43%	3/6	1			
5 on 6	15	40%	6/12	3			
5 on 5	1	0%	0/1	0			

Numbers show attacking numbers of opponent. Lower efficiency of opponent means better defense of this team

# Jersey number Tot. Total shooting 6m 6m (line) shooting 9m 9m shooting Wng Wing shooting FB Fastbreak sh. 7m 7m penalty sh.  
 Brk. Breakthrough sh. LD Long distance sh. As. Assists PC Pass clear chance E7 Earned 7m pen. TF Technical faults St. Steals  
 2m 2m punishments C7. Committed 7m E2 Earned 2m pun. YC. Yellow cards R/B Red/Blue cards Blk. Blocks S Starting Line-up



# IHF Trophy Inter-Continental Phase Junior (U20)



Group B, 3. round

## Match Team Statistics

Match No. 6

## Rwanda 40 - 32 Uzbekistan

(20 - 18) (20 - 14)

14.3.2025. 15:00

Attendance: 100

Palace of Youth and Sports

Referees: Magnus Muri Nygren (NOR) / Andreas Daviknes Borge (NOR)

## Shot distribution by player

### 2 A. Khayrullaev

2/2		0/1
		1/2
	1/1	

### 4 R. Joldasbaev

2/2		1/1
2/2	0/1	3/3
2/3	0/1	

1 post 1 miss. 1/1 lob

### 6 R. Sharipov

	0/1	
0/1		
2/3		

### 7 K. Yakubov

	0/1	
		0/1
1/1		

1 miss.

### 8 T. Latifov

1/1		1/1
		1/1
1/1	1/1	

1 post 2 miss.

### 9 M. Rahimov

		0/1

1 miss. 1/1 lob

### 10 G. Baratov


1 miss.

### 11 M. Tursunov

	0/1	1/1
	1/1	

### 17 U. Zokirov

	1/1	
1/4		
2/2		2/2

1 post

### 18 K. Mamadazimov

0/1		
0/1		

### 19 H. Shoimov


### TOTAL

5/5	1/3	2/3
3/8	0/2	6/9
8/11	3/4	2/2

3 post 6 miss. 2/2 lob

## Saves distribution goalkeepers

### 21 D. Sultonov

3/5	4/7	2/16
4/9	2/2	2/3
1/7	2/4	1/5

### 22 B. Reipnazarov

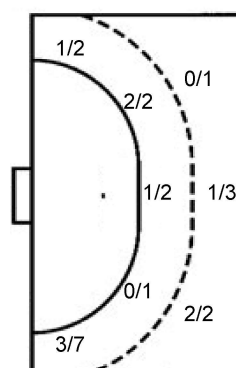
0/1		
		0/1

### TOTAL

3/6	4/7	2/16
4/9	2/2	2/4
1/7	2/4	1/5

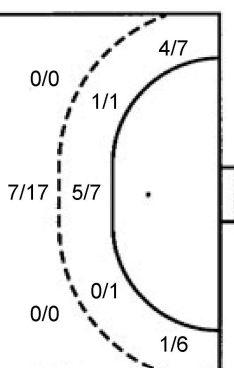
## Shots by position

### ATTACK



7m penalties 5/6  
Fastbreak 1/4  
Breakthrough 16/28  
Long dist. 0/0

### DEFENSE



7m penalties 2/3  
Fastbreak 10/13  
Breakthrough 10/18  
Long dist. 0/0

## Shooting statistics

Position	Goals	Sav.	Miss.	Post	Blk.	Total	%
Back (9m)	3	0	3	0	0	6	50
Line (6m)	3	2	0	0	0	5	60
Wing	4	3	1	1	0	9	44
7m penalties	5	1	0	0	0	6	83
Fastbreak	1	2	1	0	0	4	25
Breakthrough	16	9	1	2	0	28	57
<b>Total</b>	<b>32</b>	<b>17</b>	<b>6</b>	<b>3</b>	<b>0</b>	<b>58</b>	<b>55</b>

# Jersey number Tot. Total shooting 6m 6m (line) shooting 9m 9m shooting Wng Wing shooting FB Fastbreak sh. 7m 7m penalty sh.  
Brk. Breakthrough sh. LD Long distance sh. As. Assists PC Pass clear chance E7 Earned 7m pen. TF Technical faults St. Steals  
2m 2m punishments C7. Committed 7m E2 Earned 2m pun. YC. Yellow cards R/B Red/Blue cards Blk. Blocks S Starting Line-up

