



# IHF Trophy Inter-Continental Phase Junior (U20)



Group B, 2. round

Match Team Statistics

**Nicaragua 27 - 50 Rwanda**

13.3.2025. 13:00

Match No. 4

(10 - 28) (17 - 22)

Attendance: 100

Palace of Youth and Sports

Referees: Danielo Bozhinovski (MKD) / Viktor Nachevski (MKD)

## Nicaragua

#	Surname and name	S	Goals / shots								Attack				Def.			Penalties				TP							
			Tot.	%	9m	6m	Wing	7m	FB	Brk.	LD	As.	PC	E7	E2	TF	St.	C7	Blk	YC	2m		R	B					
2	ROMERO CANTILLANO Isaac De Jesus	S	4/10	40		0/1	1/3	1/2	2/4																				36:20
6	SANDOVAL MORENO Roberto Carlos	S	1/2	50	0/1				1/1																				19:48
7	MARTINEZ MARTINEZ Jose Alexander	S	5/8	63		0/1			2/2	3/5				6	7	1	1	6											54:05
8	PEREZ ESTRADA Danny Benjamin	S	1/2	50				1/1	0/1									1											26:27
10	PEREZ SINCLER Zaymond Estiven	S	6/11	55		0/1	0/1		2/3	4/6				2			1	9	2	1									55:18
11	GONZALEZ CASTILLO Ervin Manuel	S	4/9	44	1/5	2/3				1/1				3	2		2	4											41:16
12	HERNANDEZ GALO Carlos Miguel	S	2/5	40				2/5																					33:33
16	REYES TORREZ Osmar Adan																												13:27
18	CARDENAS MARTINEZ Elmer Alexander	S	2/4	50				1/3	1/1					1															21:19
22	ROCHA URBINA Christopher David		1/3	33	1/3									1	1			3											13:02
23	MEDRANO ARTEAGA Marcial Steven	S	1/5	20		1/5										1													43:35
26	ALEGRIA TORRES Jordy Gadiel		0/1	0		0/1																							15:17
30	VEGA CABRERA Anthony Paul																												
33	Montes Mendoza Brayan Alexander	S	0/1	0														2											46:33
Team / bench																													
TOTAL			27/61	44	2/9	3/12	5/13	1/2	8/12	8/12	0/1			13	10	2	5	28	2	4	0	0	1	0	0				

#	Surname and name	Saves / shots								
		Tot.	%	9m	6m	Wing	7m	FB	Brk.	LD
16	REYES TORREZ Osmar Adan	1/11	9	0/1	1/2	0/2		0/4	0/2	
33	Montes Mendoza Brayan Alexander	11/51	22	5/14	2/6	2/8	1/4	1/17	0/2	
TOTAL		12/62	19	5/15	3/8	2/10	1/4	1/21	0/4	0/0

Coach:

Number of attacks: 87, Efficiency: 31%, Average Duration: 20.32 seconds

### Attack by type of defense

	Shots	9m	6m	Wing	TF	E7	E2
On def. 6-0	17/45	2/9	3/12	5/13	28	2	5
Fastbreak	8/12				0	0	0

### Defense by type

	Total	9m	6m	Wing	Stl.	C7	2m
Def. 6-0	27/45	10/19	5/8	8/12	2	4	1
Fastbreak	20/22				0	0	0

### Attack with superiority / minority / goalkeeper out

	Attack				Reaction		
	Att.	Eff.	Shots	TF	FB	LD	Tot.
6 on 6	69	30%	21/48	21			
6 on 5	15	33%	5/10	5			
5 on 6	3	33%	1/1	2			

Player superiority / GK out counted at the end of attack (in case it changes during attack)

### Defense with superiority / minority / goalkeeper out

	Attack				Reaction		
	Att.	Eff.	Shots	TF	FB	LD	Tot.
6 on 6	70	56%	39/52	18			
5 on 6	14	57%	8/10	4			
6 on 5	3	100%	3/3	0			

Numbers show attacking numbers of opponent. Lower efficiency of opponent means better defense of this team

# Jersey number Tot. Total shooting 6m 6m (line) shooting 9m 9m shooting Wng Wing shooting FB Fastbreak sh. 7m 7m penalty sh.  
 Brk. Breakthrough sh. LD Long distance sh. As. Assists PC Pass clear chance E7 Earned 7m pen. TF Technical faults St. Steals  
 2m 2m punishments C7. Committed 7m E2 Earned 2m pun. YC. Yellow cards R/B Red/Blue cards Blk. Blocks S Starting Line-up



# IHF Trophy Inter-Continental Phase Junior (U20)



Group B, 2. round

## Match Team Statistics

Match No. 4

## Nicaragua 27 - 50 Rwanda

(10 - 28) (17 - 22)

13.3.2025. 13:00

Attendance: 100

Palace of Youth and Sports

Referees: Danielo Bozhinovski (MKD) / Viktor Nachevski (MKD)

### Shot distribution by player

#### 2 I. Romero Cantillano

0/1		
1/2	0/1	1/2
1/1	1/3	

#### 6 R. Sandoval Moreno

		1/1

1 miss.

#### 7 J. Martinez Martinez

		1/1
3/3		
1/1	0/1	

1 miss. 1 block

#### 8 D. Perez Estrada

1/1		

1 post

#### 10 Z. Perez Sincler

2/2		0/1
2/2		
0/1	1/3	1/1

1 miss.

#### 11 E. Gonzalez Castillo

2/3		0/1
1/1		

1 post 1 miss. 1/2 lob

#### 12 C. Hernandez Galo

0/1	0/1	
0/1		
1/1	1/1	

#### 18 E. Cardenas Martinez

	0/1	
1/1	1/1	

1 miss.

#### 22 C. Rocha Urbina

1/1		0/1
		0/1

#### 23 M. Medrano Arteaga

0/3		
		0/1
	1/1	

#### 26 J. Alegria Torres

	0/1	

#### 30 A. Vega Cabrera


#### TOTAL

4/9	0/2	1/3
8/11	0/2	1/5
5/6	5/10	2/2

2 post 5 miss. 1 block 1/2 lob

### Saves distribution goalkeepers

#### 16 O. Reyes Torrez

0/2		0/3
1/1		
0/1	0/1	

#### 33 B. Montes Mendoza

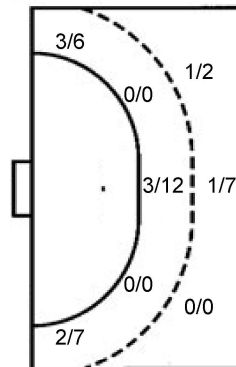
2/9	2/4	2/8
4/11	1/2	0/3
0/3	0/2	0/6

#### TOTAL

2/11	2/4	2/11
5/12	1/2	0/3
0/4	0/3	0/6

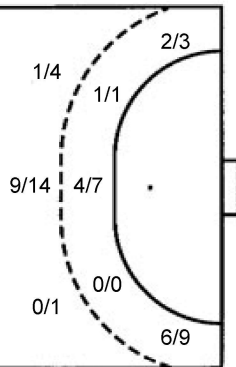
### Shots by position

#### ATTACK



7m penalties 1/2  
Fastbreak 8/12  
Breakthrough 8/12  
Long dist. 0/1

#### DEFENSE



7m penalties 3/4  
Fastbreak 20/22  
Breakthrough 4/6  
Long dist. 0/0

### Shooting statistics

Position	Goals	Sav.	Miss.	Post	Blk.	Total	%
Back (9m)	2	4	2	1	0	9	22
Line (6m)	3	8	0	0	1	12	25
Wing	5	6	2	0	0	13	38
7m penalties	1	1	0	0	0	2	50
Fastbreak	8	3	0	1	0	12	67
Breakthrough	8	3	1	0	0	12	67
<b>Total</b>	<b>27</b>	<b>25</b>	<b>5</b>	<b>2</b>	<b>1</b>	<b>60</b>	<b>45</b>

# Jersey number Tot. Total shooting 6m 6m (line) shooting 9m 9m shooting Wng Wing shooting FB Fastbreak sh. 7m 7m penalty sh.  
Brk. Breakthrough sh. LD Long distance sh. As. Assists PC Pass clear chance E7 Earned 7m pen. TF Technical faults St. Steals  
2m 2m punishments C7. Committed 7m E2 Earned 2m pun. YC. Yellow cards R/B Red/Blue cards Blk. Blocks S Starting Line-up

Handball statistics and livescore by Toma-soft ltd (www.toma-soft.hr)



# IHF Trophy Inter-Continental Phase Junior (U20)



Group B, 2. round

Match Team Statistics

## Nicaragua 27 - 50 Rwanda

13.3.2025. 13:00

Match No. 4

(10 - 28) (17 - 22)

Attendance: 100

Palace of Youth and Sports

Referees: Danielo Bozhinovski (MKD) / Viktor Nachevski (MKD)

### Rwanda

#	Surname and name	S	Goals / shots									Attack				Def.			Penalties				TP				
			Tot.	%	9m	6m	Wing	7m	FB	Brk.	LD	As.	PC	E7	E2	TF	St.	C7	Blk	YC	2m	R		B			
2	UWASE Moise	S	6/7	86	2/3	1/1	1/1		1/1						2				1	1							45:24
3	NIYONKURU Karim	S	1/4	25	1/2	0/1		0/1							2				2						1		24:52
4	MUHOZI Jean De Dieu	S	2/3	67	1/2				1/1										1					1			27:22
7	MUHUMURE Elysee	S	2/3	67	0/1					2/2				6	2				3	1							33:41
8	KAYIJAMAHE Yves		11/13	85		4/5	1/1	1/1	5/5	0/1				3					2	3							31:22
9	NDAYISHIMIYE Jean Pierre	S	9/11	82	0/1			1/1	6/7	2/2				7	3	2			4	2							49:26
13	BAVANDIMWE Stephen		3/4	75			3/4												2						1		14:07
14	MBESUTUNGUWE Samuel	S	8/12	67	6/10			1/1	1/1					1					5	1	1				1		41:48
18	KWISANGA Peter																										10:00
20	NIYOYITA Aime Vedaste		0/1	0		0/1									1				1								25:36
22	UFITINEMA Musa													1													15:43
47	IRYIVUZE Fiacre		2/3	67			0/1		1/1	1/1				2					1								24:53
77	BAZIMAZIKI Jean Damascene	S	6/10	60			3/5		3/4	0/1									1	1					2		41:29
99	UWAYEZU Arsene	S												5	2												34:17
Team / bench																											
TOTAL			50/71	70	10/19	5/8	8/12	3/4	20/22	4/6	0/0				27	9	4	1	22	9	2	1	0	5	0	0	

#	Surname and name	Saves / shots								
		Tot.	%	9m	6m	Wing	7m	FB	Brk.	LD
18	KWISANGA Peter	4/12	33	1/1	1/1	1/4		1/5	0/1	
22	UFITINEMA Musa	5/12	42	1/3	1/3	3/3		0/2	0/1	
99	UWAYEZU Arsene	16/28	57	2/2	6/7	2/4	1/2	2/4	3/9	
TOTAL		25/52	48	4/6	8/11	6/11	1/2	4/11	3/11	0/0

Coach: Francois Xaver Ngarambe

Number of attacks: 87, Efficiency: 57%, Average Duration: 20.63 seconds

### Attack by type of defense

	Shots	9m	6m	Wing	TF	E7	E2
On def. 6-0	27/45	10/19	5/8	8/12	22	4	1
Fastbreak	20/22				0	0	0

### Defense by type

	Total	9m	6m	Wing	Stl.	C7	2m
Def. 6-0	17/45	2/9	3/12	5/13	9	2	5
Fastbreak	8/12				0	0	0

### Attack with superiority / minority / goalkeeper out

	Attack				Reaction		
	Att.	Eff.	Shots	TF	FB	LD	Tot.
6 on 6	70	56%	39/52	18			
5 on 6	14	57%	8/10	4			
6 on 5	3	100%	3/3	0			

Player superiority / GK out counted at the end of attack (in case it changes during attack)

### Defense with superiority / minority / goalkeeper out

	Attack				Reaction		
	Att.	Eff.	Shots	TF	FB	LD	Tot.
6 on 6	69	30%	21/48	21			
6 on 5	15	33%	5/10	5			
5 on 6	3	33%	1/1	2			

Numbers show attacking numbers of opponent. Lower efficiency of opponent means better defense of this team

# Jersey number Tot. Total shooting 6m 6m (line) shooting 9m 9m shooting Wng Wing shooting FB Fastbreak sh. 7m 7m penalty sh.  
 Brk. Breakthrough sh. LD Long distance sh. As. Assists PC Pass clear chance E7 Earned 7m pen. TF Technical faults St. Steals  
 2m 2m punishments C7. Committed 7m E2 Earned 2m pun. YC. Yellow cards R/B Red/Blue cards Blk. Blocks S Starting Line-up



# IHF Trophy Inter-Continental Phase Junior (U20)



Group B, 2. round

## Match Team Statistics

Match No. 4

## Nicaragua 27 - 50 Rwanda

(10 - 28) (17 - 22)

13.3.2025. 13:00

Attendance: 100

Palace of Youth and Sports

Referees: Danielo Bozhinovski (MKD) / Viktor Nachevski (MKD)

### Shot distribution by player

#### 2 M. Uwase

2/2		
1/1		
1/1		

1 miss. 2/2 lob

#### 3 K. Niyonkuru

0/1		0/1
1/2		

#### 4 J. Muhozi

	1/1	1/1

1 miss.

#### 7 E. Muhumure

1/1		1/1

1 post

#### 8 Y. Kayijamahe

		3/3
1/2		1/1
1/1	1/1	2/2

1 post 2/2 lob

#### 9 J. Ndayishimiye

1/1	1/2	2/2
2/3		
1/1		

2/2 lob

#### 13 S. Bavandimwe

		1/2
	2/2	

#### 14 S. Mbesutunguwe

3/4	0/1	1/1
1/2	1/1	
		2/2

1 post

#### 20 A. Niyoyita

0/1		

#### 47 F. Iryivuze

		1/1
1/1		

1 miss.

#### 77 J. Bazimaziki

2/2		
1/1	0/1	1/1
		2/2

2 post 1 miss.

#### TOTAL

9/11	2/4	9/11
7/12	1/2	3/3
4/4	3/3	6/6

5 post 4 miss. 6/6 lob

### Saves distribution goalkeepers

#### 18 P. Kwisanga

1/2		
2/4		
0/2	1/4	

#### 22 M. Ufitinema

2/4	1/1	0/1
0/2		1/1
0/1	0/1	

#### 99 A. Uwayezu

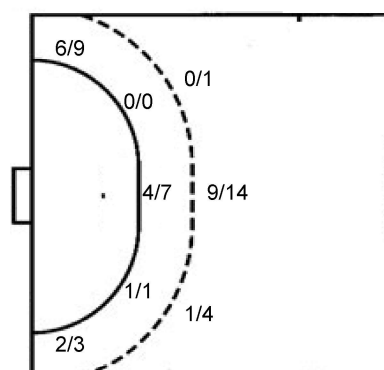
2/3	1/1	2/2
1/5	2/2	3/4
1/3	4/5	0/2

#### TOTAL

5/9	2/2	2/3
3/11	2/2	4/5
1/6	5/10	0/2

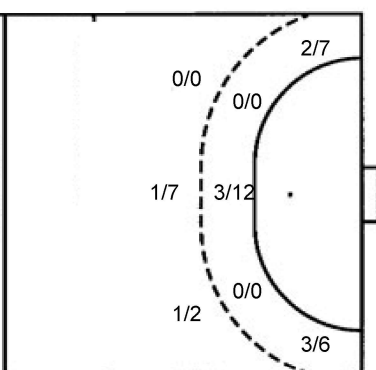
### Shots by position

#### ATTACK



7m penalties 3/4  
Fastbreak 20/22  
Breakthrough 4/6  
Long dist. 0/0

#### DEFENSE



7m penalties 1/2  
Fastbreak 8/12  
Breakthrough 8/12  
Long dist. 0/1

### Shooting statistics

Position	Goals	Sav.	Miss.	Post	Blk.	Total	%
Back (9m)	10	5	2	2	0	19	53
Line (6m)	5	3	0	0	0	8	63
Wing	8	2	1	1	0	12	67
7m penalties	3	1	0	0	0	4	75
Fastbreak	20	1	0	1	0	22	91
Breakthrough	4	0	1	1	0	6	67
<b>Total</b>	<b>50</b>	<b>12</b>	<b>4</b>	<b>5</b>	<b>0</b>	<b>71</b>	<b>70</b>

# Jersey number Tot. Total shooting 6m 6m (line) shooting 9m 9m shooting Wng Wing shooting FB Fastbreak sh. 7m 7m penalty sh.  
Brk. Breakthrough sh. LD Long distance sh. As. Assists PC Pass clear chance E7 Earned 7m pen. TF Technical faults St. Steals  
2m 2m punishments C7. Committed 7m E2 Earned 2m pun. YC. Yellow cards R/B Red/Blue cards Blk. Blocks S Starting Line-up

Handball statistics and livescore by Toma-soft ltd (www.toma-soft.hr)



# IHF Trophy Inter-Continental Phase Junior (U20)



Group B, 2. round

## Match Team Statistics

## Nicaragua 27 - 50 Rwanda

13.3.2025. 13:00

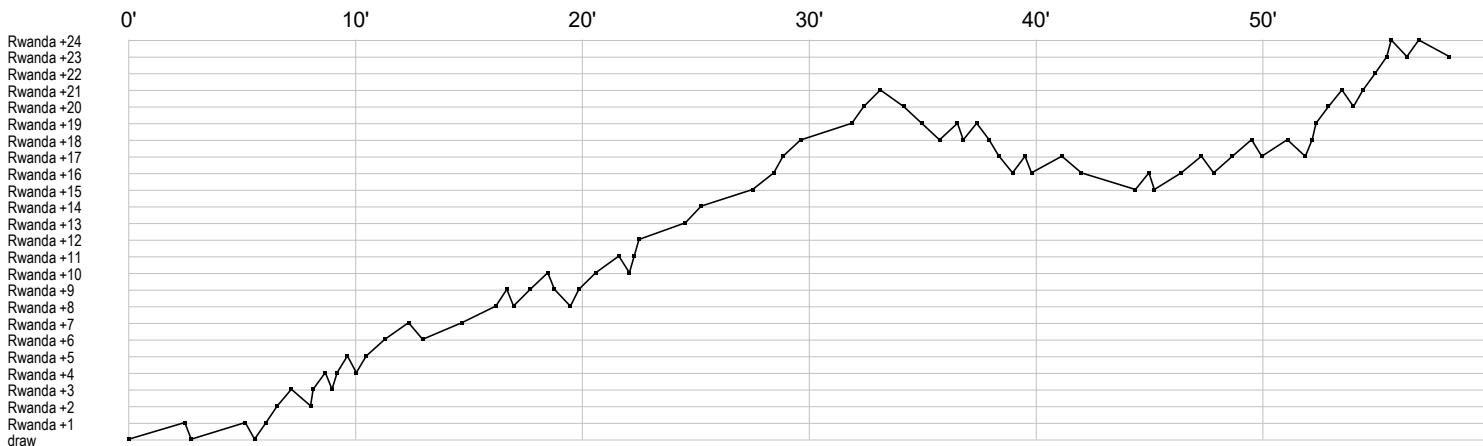
Match No. 4

(10 - 28) (17 - 22)

Attendance: 100

Palace of Youth and Sports

Referees: Danielo Bozhinovski (MKD) / Viktor Nachevski (MKD)



### Nicaragua

2 Romero	ff	f g	i f			f g	g g f
6 Sandoval			g t c	f			t t
7 Martinez	g p t	t p a p f a	g p		f t g a a g a	t p i p a g p	t t e f
8 Perez Estrada		g	f	t			
10 Perez Sincler		g f g	t f f a g	f	t i t t	t g a b f g	bg c t t t
11 Gonzalez	f p i a t	gt a	f t		f a p	i g f	fg g t
12 Hernandez				fc	g f g	f	
16 Reyes Torrez		r r r r r	r				r r r r s
18 Cardenas			2c		a g g	f f	
22 Rocha Urbina			f a f t			p	g t t
23 Medrano	e f	f	g	f	f		
26 Alegria Torres			f				
30 Vega Cabrera							
33 Montes	s r	r r r r r r r r	r	s r r r	r r s r f r r s	s t r r r s s r r	r s s r s s r t r r r r r r r r r r

### Rwanda

2 Uwase M	ga	g	g	g g		t g f b	a c
3 Niyonkuru K			p p	ft g	f t	f 2	
4 Muhozi J				f x	gt		g
7 Muhumure E		g	f t a a a t a	pa			b g a t p
8 Kayijamahe Y		g	ba t	g f b g	g g g ga		g g a b g g f t
9 Ndayishimiye	t g a g a a g	g	g	e gegf	a g g p f b t p	t t a p a	a b
13 Bavandimwe				g t	g f g	2	t
14 Mbesutunguwa	ft c	ft 2	g b	g t		t f f	g g g t g a g g
18 Kwisanga P					s s r r s r s r r r r		
20 Niyoyita A				t	f		e
22 Ufitinema M						s r s r r s s r	sr r a r
47 Iryivuze F				gt	a f	g	a
77 Bazimaziki J	g b	g	g 2	feig f	2		g g ff
99 Uwayezu A	ssr s	r sa r r r	s s r a	sr s r r	s s r s sas	a a s p	r r s p s

In game	g Goal scored	f Missed shot	a Assist	t Technical faults	b Steal
2 2min suspension	e Eearned 7m	c Committed 7m	y Yellow card	r Red Card	k Blue card
i Eearned 2min.	x Block	4 4min suspension	p Pass for clear chance	s Saved shot	r Received goal