



# Women's IHF Trophy Intercontinental Phase - Junior



Group B, 2. round

Match Team Statistics  
Match No. 4

**New Caledonia 17 - 43 Uzbekistan**  
(6 - 22) (11 - 21)

29.2.2024. 16:00  
Attendance: 200  
Alpomish Ice Arena

Referees: Zan Puksic (SLO) / Miha Satler (SLO)

## New Caledonia

#	Surname and name	S	Goals / shots								Attack				Def.			Penalties				TP			
			Tot.	%	9m	6m	Wing	7m	FB	Brk.	LD	As.	PC	E7	E2	TF	St.	C7	Blk	YC	2m		R	B	
1	MUNANOVA Julianna	S													1									60:00	
2	TUI Faustine		1/3	33	0/2											1							3	54:28	
3	SELUI Marie-Bernard	S	4/15	27	4/15																		1	41:28	
8	LOGOTE Amanda	S	1/6	17	0/3	0/1								1									1	27:29	
9	WAYEWOL Wahanaine		4/7	57	0/2	0/1									1		1	2	2					26:01	
11	BAZIT Tessy		1/1	100		1/1																			
12	KAUSUO Oxane	S	1/2	50	0/1			1/1						1				1	1	1			1	31:52	
18	LOLOU Therese	S	1/2	50						1/2												1		18:40	
23	BAZIT Jenny	S	1/1	100						1/1				1	1			2	1				1	60:00	
25	TIAIHAU Telena		2/3	67	1/1	1/2																		55:51	
26	LOLOU Lucie	S	1/4	25	0/3					1/1				1									1	44:11	
27	TIAIHAU Melsyron																								
	Team / bench																								
	UKUPNO		17/44	39	5/27	2/5	1/1	0/0	6/7	3/4	0/0			5	2	0	2	41	2	7	1	0	8	0	0

#	Surname and name	Saves / shots								
		Tot.	%	9m	6m	Wing	7m	FB	Brk.	LD
1	MUNANOVA Julianna	24/67	36	7/15	2/5	7/11	0/6	6/23	2/7	
	TOTAL	24/67	36	7/15	2/5	7/11	0/6	6/23	2/7	0/0

Coach: **Petelo Sealeu**

Number of attacks: 81, Efficiency: 21%, Average Duration: 23.38 seconds

### Attack by type of defense

	Shots	9m	6m	Wing	TF	E7	E2
On def. 6-0	10/35	5/26	2/5	0/0	41	0	2
On def. 5-1	1/2	0/1	0/0	1/1	0	0	0
Fastbreak	6/7				0	0	0

### Defense by type

	Total	9m	6m	Wing	Stl.	C7	2m
Def. 6-0	20/42	8/18	3/5	4/11	2	7	8
Fastbreak	17/25				0	0	0

### Attack with superiority / minority / goalkeeper out

	Attack				Reaction		
	Att.	Eff.	Shots	TF	FB	LD	Tot.
6 on 6	56	21%	12/29	27			
6 on 5	5	0%	0/2	3			
5 on 6	18	28%	5/9	9			
4 on 6	2	0%	0/0	2			

Player superiority / GK out counted at the end of attack (in case it changes during attack)

### Defense with superiority / minority / goalkeeper out

	Attack				Reaction		
	Att.	Eff.	Shots	TF	FB	LD	Tot.
6 on 6	57	49%	28/45	12			
5 on 6	5	20%	1/4	1			
6 on 5	18	67%	12/16	2			
6 on 4	3	67%	2/3	0			

Numbers show attacking numbers of opponent. Lower efficiency of opponent means better defense of this team

# Jersey number Tot. Total shooting 6m 6m (line) shooting 9m 9m shooting Wng Wing shooting FB Fastbreak sh. 7m 7m penalty sh.  
Brk. Breakthrough sh. LD Long distance sh. As. Assists PC Pass clear chance E7 Earned 7m pen. TF Technical faults St. Steals  
2m 2m punishments C7. Committed 7m E2 Earned 2m pun. YC. Yellow cards R/B Red/Blue cards Blk. Blocks S Starting Line-up



# Women's IHF Trophy Intercontinental Phase - Junior



Group B, 2. round

Match Team Statistics

Match No. 4

## New Caledonia 17 - 43 Uzbekistan

(6 - 22) (11 - 21)

29.2.2024. 16:00

Attendance: 200

Alpomish Ice Arena

Referees: Zan Puksic (SLO) / Miha Satler (SLO)

### Shot distribution by player

2 F. Tui	3 M. Selui	8 A. Logote	9 W. Wayewol	11 T. Bazit	12 O. Kausuo	18 T. Lolou
1/1	1/2 2/4 1/1					
	0/1	0/2 0/1				
0/1 0/1	0/1 0/2 0/1	0/1 1/1	1/1 1/1	1/1	1/1	1/1
	3 miss.	1 miss.	1 miss.		1 miss.	1 miss.

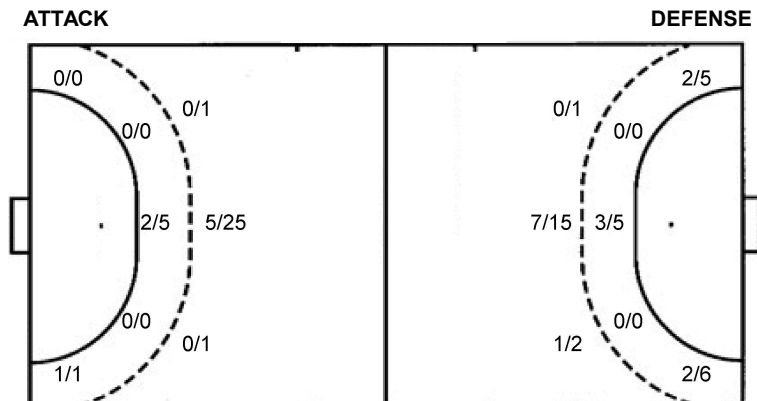
  

23 J. Bazit	25 T. Tiaihau	26 L. Lolou	27 M. Tiaihau	TOTAL
	1/1 1/1			2/3 4/6 1/1
		0/1		0/2 0/2 3/6
1/1		1/1		2/5 2/5 3/4
	1 post	2 block		1 post 7 miss. 2 block

### Saves distribution goalkeepers

1 J. Munanoa	TOTAL
3/5 3/7 1/9	3/5 3/7 1/9
2/5 3/4 6/8	2/5 3/4 6/8
2/12 2/2 2/14	2/12 2/2 2/14

### Shots by position



7m penalties 0/0  
Fastbreak 6/7  
Breakthrough 3/4  
Long dist. 0/0

7m penalties 6/7  
Fastbreak 17/25  
Breakthrough 5/8  
Long dist. 0/0

### Shooting statistics

Position	Goals	Sav.	Miss.	Post	Blk.	Total	%
Back (9m)	5	14	6	0	2	27	19
Line (6m)	2	2	0	1	0	5	40
Wing	1	0	0	0	0	1	100
7m penalties	0	0	0	0	0	0	0
Fastbreak	6	0	1	0	0	7	86
Breakthrough	3	1	0	0	0	4	75
<b>Total</b>	<b>17</b>	<b>17</b>	<b>7</b>	<b>1</b>	<b>2</b>	<b>44</b>	<b>39</b>

# Jersey number Tot. Total shooting 6m 6m (line) shooting 9m 9m shooting Wng Wing shooting FB Fastbreak sh. 7m 7m penalty sh.  
Brk. Breakthrough sh. LD Long distance sh. As. Assists PC Pass clear chance E7 Earned 7m pen. TF Technical faults St. Steals  
2m 2m punishments C7. Committed 7m E2 Earned 2m pun. YC. Yellow cards R/B Red/Blue cards Blk. Blocks S Starting Line-up



# Women's IHF Trophy Intercontinental Phase - Junior



Group B, 2. round

Match Team Statistics  
Match No. 4

**New Caledonia 17 - 43 Uzbekistan**  
(6 - 22) (11 - 21)

29.2.2024. 16:00  
Attendance: 200  
Alpomish Ice Arena

Referees: Zan Puksic (SLO) / Miha Satler (SLO)

## Uzbekistan

#	Surname and name	S	Goals / shots								Attack				Def.		Penalties				TP			
			Tot.	%	9m	6m	Wing	7m	FB	Brk.	LD	As.	PC	E7	E2	TF	St.	C7	Blk	YC		2m	R	B
1	IBRAGIMOVA Marjona											2				2								23:23
2	IMINJONOVA Gulasal		4/4	100	1/1			1/1	1/1	1/1		2			1	1			2			1		13:37
3	SAPARBAEVA Sarbinaz	S	3/7	43	2/4		0/2			1/1		1		2	1	1	1					1		28:31
4	LENNUROVA Sevda	S	2/4	50	1/1					1/3		6	4			2								46:17
6	SHAMIEVA Lobar	S	2/4	50		2/3				0/1				1	1	1	1							37:05
7	MARIMBOEVA Zulaykho	S	3/4	75			1/2			2/2														60:00
8	ABYLLAEVA Shakhlo		1/2	50	0/1					1/1		3				1	2							30:05
9	ERKABAEVA Sevinch		8/16	50	4/9					3/5	1/2	1												37:29
11	FOZILOVA Shodiyona		4/7	57	0/1		1/2			2/3	1/1			1		1	1							
12	RUZIEVA Rukhshona	S										3	2											36:37
13	KOMILA Abadlaeva	S	4/7	57	0/1			3/3		1/3		2		1	1	4	1							38:04
14	ANASTASIYA Khudoyarova		4/5	80		1/2		1/1	2/2			1	1	1	1		1							22:42
15	TUKHTAEVA Nasiba		1/5	20			0/3	1/2				1					1							16:09
17	MULLAEVA Sabina	S	7/9	78			2/2			5/7				1	1	1	2	1						30:01
Team / bench																								
UKUPNO			43/74	58	8/18	3/5	4/11	6/7	17/25	5/8	0/0	22	8	7	6	15	9	0	2	0	2	0	0	

Goalkeepers		Saves / shots								
#	Surname and name	Tot.	%	9m	6m	Wing	7m	FB	Brk.	LD
1	IBRAGIMOVA Marjona	4/14	29	2/6	2/3			0/3	0/2	
12	RUZIEVA Rukhshona	13/20	65	12/13	0/1	0/1		0/3	1/2	
TOTAL		17/34	50	14/19	2/4	0/1	0/0	6/6	1/4	0/0

Coach: Zafar Azimov

Number of attacks: 83, Efficiency: 52%, Average Duration: 20.48 seconds

### Attack by type of defense

	Shots	9m	6m	Wing	TF	E7	E2
On def. 6-0	20/42	8/18	3/5	4/11	15	7	6
Fastbreak	17/25				0	0	0

### Defense by type

	Total	9m	6m	Wing	Stl.	C7	2m
Def. 6-0	10/35	5/26	2/5	0/0	9	0	2
Def. 5-1	1/2	0/1	0/0	1/1	0	0	0
Fastbreak	6/7				0	0	0

### Attack with superiority / minority / goalkeeper out

	Attack				Reaction		
	Att.	Eff.	Shots	TF	FB	LD	Tot.
6 on 6	57	49%	28/45	12			
5 on 6	5	20%	1/4	1			
6 on 5	18	67%	12/16	2			
6 on 4	3	67%	2/3	0			

Player superiority / GK out counted at the end of attack (in case it changes during attack)

### Defense with superiority / minority / goalkeeper out

	Attack				Reaction		
	Att.	Eff.	Shots	TF	FB	LD	Tot.
6 on 6	56	21%	12/29	27			
6 on 5	5	0%	0/2	3			
5 on 6	18	28%	5/9	9			
4 on 6	2	0%	0/0	2			

Numbers show attacking numbers of opponent. Lower efficiency of opponent means better defense of this team

# Jersey number Tot. Total shooting 6m 6m (line) shooting 9m 9m shooting Wng Wing shooting FB Fastbreak sh. 7m 7m penalty sh.  
Brk. Breakthrough sh. LD Long distance sh. As. Assists PC Pass clear chance E7 Earned 7m pen. TF Technical faults St. Steals  
2m 2m punishments C7. Committed 7m E2 Earned 2m pun. YC. Yellow cards R/B Red/Blue cards Blk. Blocks S Starting Line-up



# Women's IHF Trophy Intercontinental Phase - Junior



Group B, 2. round

Match Team Statistics

Match No. 4

## New Caledonia 17 - 43 Uzbekistan

(6 - 22) (11 - 21)

29.2.2024. 16:00

Attendance: 200

Alpomish Ice Arena

Referees: Zan Puksic (SLO) / Miha Satler (SLO)

### Shot distribution by player

2 G. Iminjonova

1/1		1/1
1/1		
		1/1

3 S. Saparbaeva

0/1		2/2
	0/1	
		1/1

1 post 1 block

4 S. Lennurova

0/1		
2/2		

1 post

6 L. Shamieva

	2/3	
		0/1

7 Z. Marimboeva

		0/1
1/1		2/2

8 S. Abyllaeva

	0/1	1/1

9 S. Erkabaeva

0/1		2/3
1/2	1/2	1/3
1/2		2/2

1 post

11 S. Fozilova

0/1		0/1
2/2		2/2

1 miss.

13 A. Komila

	0/1	
1/1	0/1	1/2
2/2		

14 K. Anastasiya

1/1	1/1	
	0/1	2/2

15 N. Tukhtaeva

1/2		0/2

1 miss.

17 S. Mullaeva

	1/1	2/2
1/1	0/1	2/2

1 post 1/1 lob

TOTAL

2/5	4/7	8/9
3/5	1/4	2/8
10/12	0/2	12/14

4 post 2 miss. 1 block 1/1 lob

### Saves distribution goalkeepers

1 M. Ibragimova

1/2	0/4	
1/1	1/1	1/3
0/1	0/1	0/1

12 R. Ruzieva

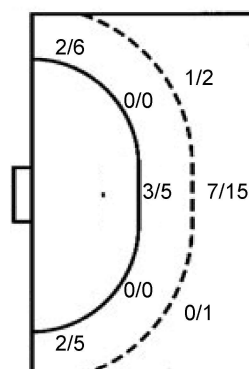
0/1	2/2	0/1
1/1	1/1	2/3
3/4	3/4	1/3

TOTAL

1/3	2/6	0/1
2/2	2/2	3/6
3/5	3/5	1/4

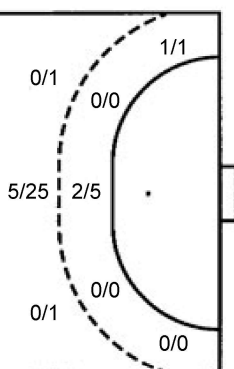
### Shots by position

ATTACK



7m penalties 6/7  
Fastbreak 17/25  
Breakthrough 5/8  
Long dist. 0/0

DEFENSE



7m penalties 0/0  
Fastbreak 6/7  
Breakthrough 3/4  
Long dist. 0/0

### Shooting statistics

Position	Goals	Sav.	Miss.	Post	Blk.	Total	%
Back (9m)	8	7	1	1	1	18	44
Line (6m)	3	2	0	0	0	5	60
Wing	4	7	0	0	0	11	36
7m penalties	6	0	1	0	0	7	86
Fastbreak	17	6	0	2	0	25	68
Breakthrough	5	2	0	1	0	8	63
<b>Total</b>	<b>43</b>	<b>24</b>	<b>2</b>	<b>4</b>	<b>1</b>	<b>74</b>	<b>58</b>

# Jersey number Tot. Total shooting 6m 6m (line) shooting 9m 9m shooting Wng Wing shooting FB Fastbreak sh. 7m 7m penalty sh.  
Brk. Breakthrough sh. LD Long distance sh. As. Assists PC Pass clear chance E7 Earned 7m pen. TF Technical faults St. Steals  
2m 2m punishments C7. Committed 7m E2 Earned 2m pun. YC. Yellow cards R/B Red/Blue cards Blk. Blocks S Starting Line-up

Handball statistics and livescore by Toma-soft ltd (www.toma-soft.hr)

