



IHF Trophy Inter-Continental Phase Junior (U20)



Group A, 2. round

Match Team Statistics

Bulgaria 24 - 21 USA

13.3.2025. 11:00

Match No. 3

(9 - 10) (15 - 11)

Attendance: 100

Palace of Youth and Sports

Referees: Titouan Picard (FRA) / Pierre Carol Lucien Vauchez (FRA)

Bulgaria

#	Surname and name	S	Goals / shots									Attack				Def.			Penalties				TP				
			Tot.	%	9m	6m	Wing	7m	FB	Brk.	LD	As.	PC	E7	E2	TF	St.	C7	Blk	YC	2m	R		B			
1	KISYOV Ivan	S	1/1	100											1												59:47
2	ZHECHEV Andrey		1/5	20	0/4										1	2	3	3	1	3						2	46:28
3	YORDANOV Kristiyan																										
7	PETKOV Ivo	S	3/6	50		1/1				1/3																3	47:18
8	NIKOLOV Yordan	S	5/6	83		1/1	3/4																				60:00
12	STRATIEV Kristiyan																										0:13
17	ILIEV Aleksandar																										
18	DIMITROV Maniel	S	1/4	25	0/1					0/1	1/2				3	2	2									1	60:00
24	KOSTADINOV Nikola		1/2	50	0/1	1/1									1												17:03
25	GLUSHKOV Tonislav	S																									9:44
55	AVRAMOV Georgi		0/1	0	0/1																						16:38
66	VASILEV Stanislav																										
77	MAREV Mario	S	10/12	83	1/3				6/6						5	4	2	3	7	1							59:48
94	MALCHEV Deyan	S	2/4	50		2/3				0/1																1	43:01
	Team / bench																										
	TOTAL		24/41	59	1/10	5/6	3/4	6/6	1/5	6/7	2/3	10	7	6	7	21	6	4	0	0	4	0	0	0	0	0	

#	Surname and name	Saves / shots								
		Tot.	%	9m	6m	Wing	7m	FB	Brk.	LD
1	KISYOV Ivan	14/34	41	6/7	0/3	5/10	0/2	1/6	2/6	
12	STRATIEV Kristiyan	0/1	0				0/1			
	TOTAL	14/35	40	6/7	0/3	5/10	0/3	1/6	2/6	0/0

Coach: **Georgi Atanasov**

Number of attacks: 62, Efficiency: 39%, Average Duration: 27.24 seconds

Attack by type of defense

	Shots	9m	6m	Wing	TF	E7	E2
On def. 6-0	14/26	1/10	4/5	3/4	19	6	7
On def. press.	1/1	0/0	1/1	0/0	2	0	0
Fastbreak	1/5				0	0	0

Defense by type

	Total	9m	6m	Wing	Stl.	C7	2m
Def. 6-0	8/19	0/6	2/2	4/7	0	2	1
Def. 5-1	4/14	0/7	1/1	1/4	6	2	3
Fastbreak	5/8				0	0	0

Attack with superiority / minority / goalkeeper out

	Attack				Reaction		
	Att.	Eff.	Shots	TF	FB	LD	Tot.
6 on 6	40	23%	9/21	19			
6 on 5	12	75%	9/11	1			
6 on 4	4	75%	3/4	0			
5 on 6	2	0%	0/1	1			
5 on 5	4	75%	3/4	0			

Player superiority / GK out counted at the end of attack (in case it changes during attack)

Defense with superiority / minority / goalkeeper out

	Attack				Reaction		
	Att.	Eff.	Shots	TF	FB	LD	Tot.
7 on 6 (GK out)	2	50%	1/2	0	1/1	0/0	1/1
6 on 6 (GK out)	4	25%	1/2	2	0/0	2/2	2/2
5 on 6 (GK out)	3	33%	1/2	1	0/0	0/0	0/0
6 on 6	41	32%	13/29	12			
5 on 6	2	0%	0/1	1			
6 on 5 (GK out)	4	50%	2/3	1	0/0	0/0	0/0
6 on 5	4	50%	2/2	2			
5 on 5	1	100%	1/1	0			

Numbers show attacking numbers of opponent. Lower efficiency of opponent means better defense of this team

Jersey number Tot. Total shooting 6m 6m (line) shooting 9m 9m shooting Wng Wing shooting FB Fastbreak sh. 7m 7m penalty sh.
 Brk. Breakthrough sh. LD Long distance sh. As. Assists PC Pass clear chance E7 Earned 7m pen. TF Technical faults St. Steals
 2m 2m punishments C7. Committed 7m E2 Earned 2m pun. YC. Yellow cards R/B Red/Blue cards Blk. Blocks S Starting Line-up



IHF Trophy Inter-Continental Phase Junior (U20)



Group A, 2. round

Match Team Statistics

Match No. 3

Bulgaria 24 - 21 USA

(9 - 10) (15 - 11)

13.3.2025. 11:00

Attendance: 100

Palace of Youth and Sports

Referees: Titouan Picard (FRA) / Pierre Carol Lucien Vauchez (FRA)

Shot distribution by player

2 A. Zhechev

		0/1
	0/1	
		1/1

1 post 1 miss.

3 K. Yordanov

7 I. Petkov

	1/1	0/1
	2/2	

1 post 1 miss.

8 Y. Nikolov

1/1		
2/3		
1/1	1/1	

17 A. Iliev

18 M. Dimitrov

0/1	0/1	
1/1		0/1

24 N. Kostadinov

	0/1	1/1

25 T. Glushkov

55 G. Avramov

0/1		

66 S. Vasilev

77 M. Marev

1/1	0/1	2/2
1/1		
4/4		2/3

94 D. Malchev

0/1		0/1
		1/1

1/1 lob

TOTAL

2/2	0/2	3/4
3/7	1/3	0/2
8/8	1/1	4/6

2 post 2 miss. 1/1 lob

Saves distribution goalkeepers

1 I. Kisyov

1/3	1/1	1/2
2/7	0/1	4/6
4/5	0/3	0/3

12 K. Stratiev

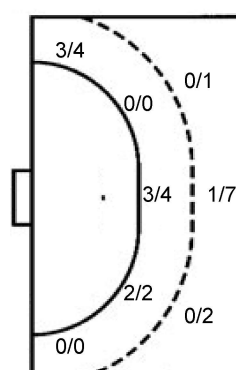
		0/1

TOTAL

1/3	1/1	1/2
2/7	0/1	4/6
4/5	0/3	0/4

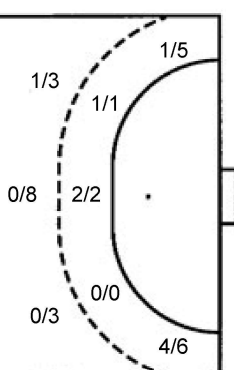
Shots by position

ATTACK



7m penalties 6/6
Fastbreak 1/5
Breakthrough 6/7
Long dist. 2/3

DEFENSE



7m penalties 3/4
Fastbreak 5/8
Breakthrough 4/6
Long dist. 0/0

Shooting statistics

Position	Goals	Sav.	Miss.	Post	Blk.	Total	%
Back (9m)	1	7	1	1	0	10	10
Line (6m)	5	1	0	0	0	6	83
Wing	3	1	0	0	0	4	75
7m penalties	6	0	0	0	0	6	100
Fastbreak	1	3	1	0	0	5	20
Breakthrough	6	1	0	0	0	7	86
Total	22	13	2	1	0	38	58

Jersey number Tot. Total shooting 6m 6m (line) shooting 9m 9m shooting Wng Wing shooting FB Fastbreak sh. 7m 7m penalty sh.
Brk. Breakthrough sh. LD Long distance sh. As. Assists PC Pass clear chance E7 Earned 7m pen. TF Technical faults St. Steals
2m 2m punishments C7. Committed 7m E2 Earned 2m pun. YC. Yellow cards R/B Red/Blue cards Blk. Blocks S Starting Line-up

Handball statistics and livescore by Toma-soft ltd (www.toma-soft.hr)



IHF Trophy Inter-Continental Phase Junior (U20)



Group A, 2. round

Match Team Statistics

Bulgaria 24 - 21 USA

13.3.2025. 11:00

Match No. 3

(9 - 10) (15 - 11)

Attendance: 100

Palace of Youth and Sports

Referees: Titouan Picard (FRA) / Pierre Carol Lucien Vauchez (FRA)

USA

#	Surname and name	S	Goals / shots								Attack					Def.			Penalties			TP				
			Tot.	%	9m	6m	Wing	7m	FB	Brk.	LD	As.	PC	E7	E2	TF	St.	C7	Bik	YC	2m		R	B		
1	WIDE Grayson																								0:38	
2	SPRANDA Matthew		1/1	100			1/1																	1		10:19
3	KUHLMEYER Kaeden																	1								12:29
4	EDWARDS Benjamin	S	5/8	63	0/2			0/1	3/3	2/2				5	5	1	2	6			2				2	48:05
5	CAMPOS MENENDEZ Rodrigo	S	6/10	60			3/5	3/3	0/2					1					1	1						50:11
6	MERKEL Jamie																									2:42
7	FERNANDEZ Jordan		1/1	100			1/1																			5:02
8	TRUMMER Oskar	S	4/8	50	1/1			0/4		2/2	1/1					2	1				2			3	1	53:59
9	DARVAS Csaba	S	1/3	33	0/2						1/1				1	1	1	3	1	1						49:50
10	BRUNVOLD Martin		0/4	0	0/3				0/1					1	1			1						2		16:56
12	OLESEN Maximilian	S	0/2	0	0/1					0/1								2		1				1		21:05
13	MORAWSKI Tristan		1/7	14	0/5	1/1				0/1				1	2			6								41:30
14	MC CAULEY Maksim	S	2/2	100		2/2								2										1		56:35
16	PEDERSEN Benjamin	S												1												50:39
Team / bench																										
TOTAL			21/46	46	1/14	3/3	5/11	3/4	5/8	4/6	0/0	10	10	4	4	19	2	7	0	0	10	1	0			

#	Surname and name	Saves / shots								
		Tot.	%	9m	6m	Wing	7m	FB	Brk.	LD
1	WIDE Grayson	0/1	0				0/1			
16	PEDERSEN Benjamin	13/34	38	7/8	1/6	1/4	0/5	3/4	1/7	
TOTAL		13/35	37	7/8	1/6	1/4	0/6	4/4	1/7	0/0

Coach: Danilo Rojevic

Number of attacks: 61, Efficiency: 34%, Average Duration: 31.33 seconds

Attack by type of defense

	Shots	9m	6m	Wing	TF	E7	E2
On def. 6-0	8/19	0/6	2/2	4/7	8	2	1
On def. 5-1	4/14	0/7	1/1	1/4	11	2	3
Fastbreak	5/8				0	0	0

Defense by type

	Total	9m	6m	Wing	Stl.	C7	2m
Def. 6-0	14/26	1/10	4/5	3/4	2	7	10
Def. press.	1/1	0/0	1/1	0/0	0	0	0
Fastbreak	1/5				0	0	0

Attack with superiority / minority / goalkeeper out

	Attack				Reaction		
	Att.	Eff.	Shots	TF	FB	LD	Tot.
7 on 6 (GK out)	2	50%	1/2	0	1/1	0/0	1/1
6 on 6 (GK out)	4	25%	1/2	2	0/0	2/2	2/2
5 on 6 (GK out)	3	33%	1/2	1	0/0	0/0	0/0
6 on 6	41	32%	13/29	12			
5 on 6	2	0%	0/1	1			
6 on 5 (GK out)	4	50%	2/3	1	0/0	0/0	0/0
6 on 5	4	50%	2/2	2			
5 on 5	1	100%	1/1	0			

Player superiority / GK out counted at the end of attack (in case it changes during attack)

Defense with superiority / minority / goalkeeper out

	Attack				Reaction		
	Att.	Eff.	Shots	TF	FB	LD	Tot.
6 on 6	40	23%	9/21	19			
6 on 5	12	75%	9/11	1			
6 on 4	4	75%	3/4	0			
5 on 6	2	0%	0/1	1			
5 on 5	4	75%	3/4	0			

Numbers show attacking numbers of opponent. Lower efficiency of opponent means better defense of this team

Jersey number Tot. Total shooting 6m 6m (line) shooting 9m 9m shooting Wng Wing shooting FB Fastbreak sh. 7m 7m penalty sh.
 Brk. Breakthrough sh. LD Long distance sh. As. Assists PC Pass clear chance E7 Earned 7m pen. TF Technical faults St. Steals
 2m 2m punishments C7. Committed 7m E2 Earned 2m pun. YC. Yellow cards R/B Red/Blue cards Blk. Blocks S Starting Line-up



IHF Trophy Inter-Continental Phase Junior (U20)



Group A, 2. round

Match Team Statistics

Match No. 3

Bulgaria 24 - 21 USA

(9 - 10) (15 - 11)

13.3.2025. 11:00

Attendance: 100

Palace of Youth and Sports

Referees: Titouan Picard (FRA) / Pierre Carol Lucien Vauchez (FRA)

Shot distribution by player

2 M. Spranda

1/1 lob

3 K. Kuhlmeier

4 B. Edwards

		1/2
2/2		1/2
		1/1

1 post

5 R. Campos Menendez

1/1		
	1/1	1/3
1/1		2/2

1 post 1 miss.

6 J. Merkel

7 J. Fernandez

1/1 lob

8 O. Trummer

		0/1
0/2	3/3	1/1

0/1 lob

9 C. Darvas

1/1		
0/1		

1 post

10 M. Brunvold

	0/1	

2 post 1 miss.

12 M. Olesen

0/1		

1 miss.

13 T. Morawski

0/1		
1/3		

3 miss.

14 M. Mc Cauley

1/1		
1/1		

TOTAL

2/3	0/1	1/2
5/7	1/1	2/6
1/5	3/3	4/4

5 post 6 miss. 2/3 lob

Saves distribution goalkeepers

1 G. Wide

		0/1

16 B. Pedersen

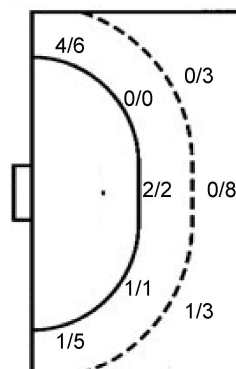
0/2	2/2	1/4
4/7	2/2	2/2
0/8	0/1	2/5

TOTAL

0/2	2/2	1/4
4/7	2/2	2/2
0/8	0/1	2/6

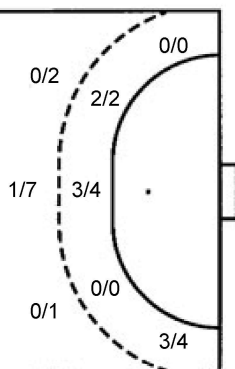
Shots by position

ATTACK



7m penalties 3/4
Fastbreak 5/8
Breakthrough 4/6
Long dist. 0/0

DEFENSE



7m penalties 6/6
Fastbreak 1/5
Breakthrough 6/7
Long dist. 2/3

Shooting statistics

Position	Goals	Sav.	Miss.	Post	Blk.	Total	%
Back (9m)	1	6	5	2	0	14	7
Line (6m)	3	0	0	0	0	3	100
Wing	5	5	0	1	0	11	45
7m penalties	3	0	0	1	0	4	75
Fastbreak	5	1	1	1	0	8	63
Breakthrough	4	2	0	0	0	6	67
Total	21	14	6	5	0	46	46

Jersey number Tot. Total shooting 6m 6m (line) shooting 9m 9m shooting Wng Wing shooting FB Fastbreak sh. 7m 7m penalty sh.
Brk. Breakthrough sh. LD Long distance sh. As. Assists PC Pass clear chance E7 Earned 7m pen. TF Technical faults St. Steals
2m 2m punishments C7. Committed 7m E2 Earned 2m pun. YC. Yellow cards R/B Red/Blue cards Blk. Blocks S Starting Line-up

Handball statistics and livescore by Toma-soft ltd (www.toma-soft.hr)



IHF Trophy Inter-Continental Phase Junior (U20)



Group A, 2. round

Match Team Statistics

Match No. 3

Bulgaria 24 - 21 USA

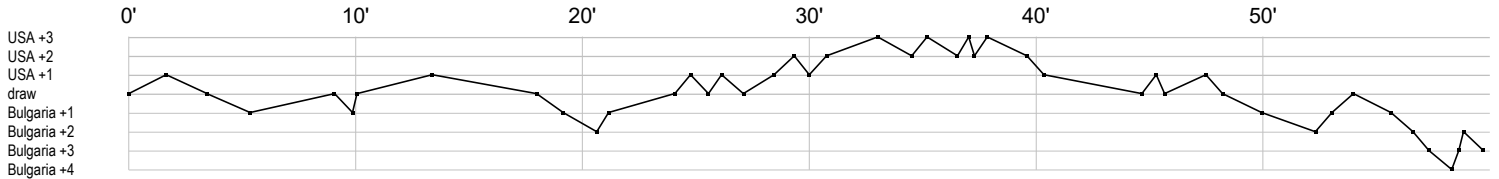
(9 - 10) (15 - 11)

13.3.2025. 11:00

Attendance: 100

Palace of Youth and Sports

Referees: Titouan Picard (FRA) / Pierre Carol Lucien Vauchez (FRA)



Bulgaria

1 KisyoV I	r s s	r r	r s	r s r r r	r r	s r r s sa s	s s gsr	r	r r ss	r r s
2 Zhechev A	t bei	c f t f		f	f p ei c2		i t g	2c		
3 Yordanov K										
7 Petkov I	bf			bg b		f f g				g
8 Nikolov Y	g	g				g f			g	g
12 Stratiev K						r				
17 Iliev A										
18 Dimitrov M	a t t a	fp	2	g b	t t f a p		f e			e t
24 Kostadinov N			f							g a
25 Glushkov T										
55 Avramov G	t	t		t					f	
66 Vasilev S										
77 Marev M	g b	p gi	g t g	t a t	t g p i eg	a t f	g pg	a t f a ei gpgat		
94 Malchev D		f f	t i	t g c2		g				

USA

1 Wide G					r					
2 Spranda M						g	2			
3 Kuhlmeier K							c			
4 Edwards B	t a c2	t a f p	t g p g gi	g t	ei t g p p a2				t a ff cp a	
5 Campos	f	g b	g	a g t g f	f	g			f g	
6 Merkel J										
7 Fernandez J					g					
8 Trummer O	g	g e f	f 2	g	c2	g f	f ei		c2r	
9 Darvas C	b f f		t		ci e p				g t	
10 Brunvold M		f f f 2				f t a p2				
12 Olesen M	t t				2c				f f	
13 Morawski T		g t	f a f	p t f	t f	fp f	t t t			
14 Mc Cauley M				a a		2			g g	
16 Pedersen B	s p r	r	ss s r	r s	r r s r s	s r r s	r r s	r s r	r s r	s r r f r r

In game	g Goal scored	f Missed shot	a Assist	t Technical faults	b Steal
2 2min suspension	e Earned 7m	c Committed 7m	y Yellow card	r Red Card	k Blue card
i Earned 2min.	x Block	4 4min suspension	p Pass for clear chance	s Saved shot	r Received goal