



# IHF Trophy Inter-Continental Phase Junior (U20)



Group B, 1. round

Match Team Statistics

## Uzbekistan 39 - 30 Nicaragua

12.3.2025. 13:00

Match No. 2

(19 - 15) (20 - 15)

Attendance: 100

Palace of Youth and Sports

Referees: Titouan Picard (FRA) / Pierre Carol Lucien Vauchez (FRA)

### Uzbekistan

#	Surname and name	S	Goals / shots								Attack				Def.			Penalties				TP			
			Tot.	%	9m	6m	Wing	7m	FB	Brk.	LD	As.	PC	E7	E2	TF	St.	C7	Bik	YC	2m		R	B	
2	KHAYRULLAEV Asadillo		2/3	67				1/1	1/1	0/1														9:32	
4	JOLDASBAEV Rakhat		6/10	60	1/1	0/1	1/1		2/3	2/4		3	1	1	2	4							1	45:42	
6	SHARIPOV Rajabboy	S	2/3	67		1/1	1/1		0/1			3	1									2		42:44	
7	YAKUBOV Khurshid	S	6/7	86				6/7							1									35:00	
8	LATIFOV Tojiboy		2/5	40	0/1			2/3		0/1						1								27:05	
9	RAHIMOV Muhammadkodir		5/5	100				1/1	3/3	1/1		1		1	1	1								31:17	
10	BARATOV Gayrat	S	2/5	40	2/4				0/1			2				4								34:23	
11	TURSUNOV Mukhammadkodir	S	3/4	75					1/1	2/3		3	1		1							1	1	31:47	
13	ESHONKULOV Jaloliddin	S	0/1	0		0/1																	1	1	12:10
17	ZOKIROV Umidjon	S	10/11	91	0/1					10/10		8	3		7	5							1	47:57	
18	MAMADAZIMOV Khojibek		1/3	33	1/3							1	1											8:34	
19	SHOIMOV Hasan		0/1	0		0/1						1										1	1	37:50	
21	SULTONOV Durbek	S																						38:58	
22	REIPNAZAROV Baymurat																							17:01	
Team / bench																									
TOTAL			39/58	67	4/10	1/4	10/12	2/2	7/11	15/19	0/0	22	7	2	4	18	5	2	2	0	4	1	1		

#	Surname and name	Saves / shots								
		Tot.	%	9m	6m	Wing	7m	FB	Brk.	LD
21	SULTONOV Durbek	8/30	27	2/4	1/2	1/9	1/2	1/3	2/10	
22	REIPNAZAROV Baymurat	1/9	11	0/1	0/1	1/4		0/1	0/2	
TOTAL		9/39	23	2/5	1/3	2/13	1/2	1/4	2/12	0/0

Coach: **Ulugbek Ikromov**

Number of attacks: 74, Efficiency: 53%, Average Duration: 21.85 seconds

### Attack by type of defense

	Shots	9m	6m	Wing	TF	E7	E2
On def. 6-0	30/44	4/10	1/4	10/12	18	2	4
Fastbreak	7/11				0	0	0

### Defense by type

	Total	9m	6m	Wing	Stl.	C7	2m
Def. 6-0	26/42	3/9	2/4	11/15	5	2	4
Fastbreak	3/5				0	0	0

### Attack with superiority / minority / goalkeeper out

	Attack				Reaction		
	Att.	Eff.	Shots	TF	FB	LD	Tot.
7 on 6 (GK out)	1	0%	0/0	1	0/0	0/0	0/0
6 on 6 (GK out)	5	60%	3/4	1	0/1	0/1	0/2
5 on 6 (GK out)	1	0%	0/0	1	0/0	0/0	0/0
6 on 6	50	52%	26/39	11			
6 on 5	9	67%	6/9	0			
5 on 6	8	50%	4/4	4			

Player superiority / GK out counted at the end of attack (in case it changes during attack)

### Defense with superiority / minority / goalkeeper out

	Attack				Reaction		
	Att.	Eff.	Shots	TF	FB	LD	Tot.
6 on 6	51	35%	18/26	25			
5 on 6	9	44%	4/6	3			
6 on 5	12	67%	8/10	2			
6 on 4	2	0%	0/2	0			

Numbers show attacking numbers of opponent. Lower efficiency of opponent means better defense of this team

# Jersey number Tot. Total shooting 6m 6m (line) shooting 9m 9m shooting Wng Wing shooting FB Fastbreak sh. 7m 7m penalty sh.  
 Brk. Breakthrough sh. LD Long distance sh. As. Assists PC Pass clear chance E7 Earned 7m pen. TF Technical faults St. Steals  
 2m 2m punishments C7. Committed 7m E2 Earned 2m pun. YC. Yellow cards R/B Red/Blue cards Blk. Blocks S Starting Line-up



# IHF Trophy Inter-Continental Phase Junior (U20)



Group B, 1. round

## Match Team Statistics

Match No. 2

## Uzbekistan 39 - 30 Nicaragua

(19 - 15) (20 - 15)

12.3.2025. 13:00

Attendance: 100

Palace of Youth and Sports

Referees: Titouan Picard (FRA) / Pierre Carol Lucien Vauchez (FRA)

### Shot distribution by player

#### 2 A. Khayrullaev

1/1		
		1/1

1 miss.

#### 4 R. Joldasbaev

	1/1	0/1
1/2		
3/4		

1 miss. 1/1 lob

#### 6 R. Sharipov

1/1		
	1/2	

#### 7 K. Yakubov

2/2	1/1	
1/1		2/2

1 post

#### 8 T. Latifov

1/2		

2 post 1/1 lob

#### 9 M. Rahimov

		2/2
		1/1
	1/1	

1/1 lob

#### 10 G. Baratov

1/2	1/1	

2 miss.

#### 11 M. Tursunov

	1/1	
		0/1
1/1	1/1	

#### 13 J. Eshonkulov

		0/1

#### 17 U. Zokirov

1/1	0/1	
4/4		1/1
2/2	1/1	1/1

#### 18 K. Mamadazimov

		1/1

1 post 1 miss.

#### 19 H. Shoimov

0/1		

#### TOTAL

5/7	4/5	3/5
8/10		5/6
6/7	4/5	1/1

4 post 5 miss. 3/3 lob

### Saves distribution goalkeepers

#### 21 D. Sultonov

2/6		1/4
1/6	1/1	1/2
0/6	1/2	1/3

#### 22 B. Reipnazarov

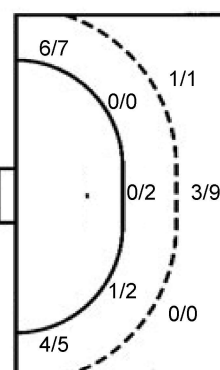
0/1	0/1	0/1
1/1		0/1
0/1	0/1	0/2

#### TOTAL

2/7	0/1	1/5
2/7	1/1	1/3
0/7	1/3	1/5

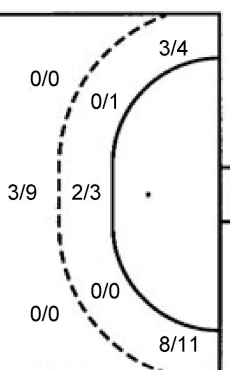
### Shots by position

#### ATTACK



7m penalties 2/2  
Fastbreak 7/11  
Breakthrough 15/19  
Long dist. 0/0

#### DEFENSE



7m penalties 1/2  
Fastbreak 3/5  
Breakthrough 10/14  
Long dist. 0/1

### Shooting statistics

Position	Goals	Sav.	Miss.	Post	Blk.	Total	%
Back (9m)	4	2	2	2	0	10	40
Line (6m)	1	3	0	0	0	4	25
Wing	10	1	0	1	0	12	83
7m penalties	2	0	0	0	0	2	100
Fastbreak	7	2	1	1	0	11	64
Breakthrough	15	2	2	0	0	19	79
<b>Total</b>	<b>39</b>	<b>10</b>	<b>5</b>	<b>4</b>	<b>0</b>	<b>58</b>	<b>67</b>

# Jersey number Tot. Total shooting 6m 6m (line) shooting 9m 9m shooting Wng Wing shooting FB Fastbreak sh. 7m 7m penalty sh.  
Brk. Breakthrough sh. LD Long distance sh. As. Assists PC Pass clear chance E7 Earned 7m pen. TF Technical faults St. Steals  
2m 2m punishments C7. Committed 7m E2 Earned 2m pun. YC. Yellow cards R/B Red/Blue cards Blk. Blocks S Starting Line-up

Handball statistics and livescore by Toma-soft ltd (www.toma-soft.hr)



# IHF Trophy Inter-Continental Phase Junior (U20)



Group B, 1. round

Match Team Statistics

## Uzbekistan 39 - 30 Nicaragua

12.3.2025. 13:00

Match No. 2

(19 - 15) (20 - 15)

Attendance: 100

Palace of Youth and Sports

Referees: Titouan Picard (FRA) / Pierre Carol Lucien Vauchez (FRA)

### Nicaragua

Players		Goals / shots									Attack				Def.			Penalties			TP				
#	Surname and name	S	Tot.	%	9m	6m	Wing	7m	FB	Brk.	LD	As.	PC	E7	E2	TF	St.	C7	Blk	YC		2m	R	B	
2	ROMERO CANTILLANO Isaac De Jesus	S	7/8	88		1/1	3/3	1/2	1/1	1/1				4			4		1			1			52:04
6	SANDOVAL MORENO Roberto Carlos	S	1/4	25	1/3					0/1			1		1		2								31:06
7	MARTINEZ MARTINEZ Jose Alexander	S	6/8	75	0/1				2/2	4/4	0/1		2	4			6					1			48:55
8	PEREZ ESTRADA Danny Benjamin		1/3	33				1/2		0/1			2			1									19:22
10	PEREZ SINCLER Zaymond Estiven	S	4/5	80						4/5			3	2	1	1	4		1			1			45:13
11	GONZALEZ CASTILLO Ervin Manuel	S	4/7	57	2/5			1/1		1/1			4			1	7					1			48:48
12	HERNANDEZ GALO Carlos Miguel		6/9	67				6/8		0/1						1									33:36
16	REYES TORREZ Osmar Adan																1								11:01
18	CARDENAS MARTINEZ Elmer Alexander																								8:13
22	ROCHA URBINA Christopher David		0/1	0						0/1			1				3								18:06
23	MEDRANO ARTEAGA Marcial Steven	S	1/3	33		1/3										1	1								49:50
30	VEGA CABRERA Anthony Paul		0/2	0				0/1		0/1							1								4:52
33	MONTES MENDOZA Brayan Alexander	S																							48:54
Team / bench																	1								
TOTAL			30/50	60	3/9	2/4	11/15	1/2	3/5	10/14	0/1		13	10	2	5	30	0	2	0	0	4	0	0	

Goalkeepers		Saves / shots								
#	Surname and name	Tot.	%	9m	6m	Wing	7m	FB	Brk.	LD
16	REYES TORREZ Osmar Adan	0/7	0			0/2		0/2	0/3	
33	MONTES MENDOZA Brayan Alexander	10/42	24	2/6	3/4	1/9	0/2	2/7	2/14	
TOTAL		10/49	20	2/6	3/4	1/11	0/2	3/9	2/17	0/0

Coach:

Number of attacks: 74, Efficiency: 41%, Average Duration: 26.80 seconds

### Attack by type of defense

	Shots	9m	6m	Wing	TF	E7	E2
On def. 6-0	26/42	3/9	2/4	11/15	30	2	5
Fastbreak	3/5				0	0	0

### Defense by type

	Total	9m	6m	Wing	Stl.	C7	2m
Def. 6-0	30/44	4/10	1/4	10/12	0	2	4
Fastbreak	7/11				0	0	0

### Attack with superiority / minority / goalkeeper out

	Attack				Reaction		
	Att.	Eff.	Shots	TF	FB	LD	Tot.
6 on 6	51	35%	18/26	25			
5 on 6	9	44%	4/6	3			
6 on 5	12	67%	8/10	2			
6 on 4	2	0%	0/2	0			

Player superiority / GK out counted at the end of attack (in case it changes during attack)

### Defense with superiority / minority / goalkeeper out

	Attack				Reaction		
	Att.	Eff.	Shots	TF	FB	LD	Tot.
7 on 6 (GK out)	1	0%	0/0	1	0/0	0/0	0/0
6 on 6 (GK out)	5	60%	3/4	1	0/1	0/1	0/2
5 on 6 (GK out)	1	0%	0/0	1	0/0	0/0	0/0
6 on 6	50	52%	26/39	11			
6 on 5	9	67%	6/9	0			
5 on 6	8	50%	4/4	4			

Numbers show attacking numbers of opponent. Lower efficiency of opponent means better defense of this team

# Jersey number Tot. Total shooting 6m 6m (line) shooting 9m 9m shooting Wng Wing shooting FB Fastbreak sh. 7m 7m penalty sh.  
 Brk. Breakthrough sh. LD Long distance sh. As. Assists PC Pass clear chance E7 Earned 7m pen. TF Technical faults St. Steals  
 2m 2m punishments C7 Committed 7m E2 Earned 2m pun. YC. Yellow cards R/B Red/Blue cards Blk. Blocks S Starting Line-up



# IHF Trophy Inter-Continental Phase Junior (U20)



Group B, 1. round

## Match Team Statistics

Match No. 2

## Uzbekistan 39 - 30 Nicaragua

(19 - 15) (20 - 15)

12.3.2025. 13:00

Attendance: 100

Palace of Youth and Sports

Referees: Titouan Picard (FRA) / Pierre Carol Lucien Vauchez (FRA)

### Shot distribution by player

#### 2 I. Romero Cantillano

0/1		1/1
3/3	1/1	2/2

#### 6 R. Sandoval Moreno

		1/1

1 post 1 miss. 1 block

#### 7 J. Martinez Martinez

1/1		
2/3		
2/2	1/1	

1 miss.

#### 8 D. Perez Estrada

		0/1
1/1		

1 miss.

#### 10 Z. Perez Sincler

1/1		
1/1		2/3

#### 11 E. Gonzalez Castillo

2/3		1/1
		1/1

1 miss. 1 block

#### 12 C. Hernandez Galo

2/2	1/1	1/1
1/2		1/1

1 post 1 miss.

#### 18 E. Cardenas Martinez


#### 22 C. Rocha Urbina


1 post

#### 23 M. Medrano Arteaga

1/1		0/1

1 post

#### 30 A. Vega Cabrera

	0/1	
	0/1	

#### TOTAL

5/7	1/1	4/5
5/7	0/1	2/3
7/7	2/3	4/5

4 post 5 miss. 2 block

### Saves distribution goalkeepers

#### 16 O. Reyes Torrez

0/1	0/1	0/1
0/2		

#### 33 B. Montes Mendoza

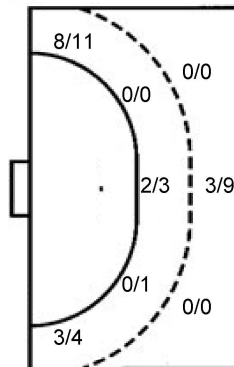
2/6	1/4	2/4
2/10		1/6
1/5	1/5	0/1

#### TOTAL

2/7	1/5	2/5
2/10		1/6
1/7	1/5	0/1

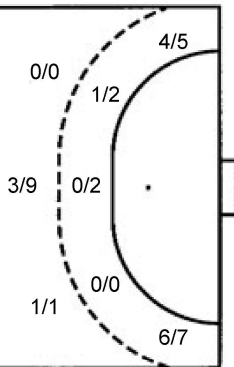
### Shots by position

#### ATTACK



7m penalties 1/2  
Fastbreak 3/5  
Breakthrough 10/14  
Long dist. 0/1

#### DEFENSE



7m penalties 2/2  
Fastbreak 7/11  
Breakthrough 15/19  
Long dist. 0/0

### Shooting statistics

Position	Goals	Sav.	Miss.	Post	Blk.	Total	%
Back (9m)	3	2	1	1	2	9	33
Line (6m)	2	1	0	1	0	4	50
Wing	11	2	1	1	0	15	73
7m penalties	1	1	0	0	0	2	50
Fastbreak	3	1	1	0	0	5	60
Breakthrough	10	2	1	1	0	14	71
<b>Total</b>	<b>30</b>	<b>9</b>	<b>4</b>	<b>4</b>	<b>2</b>	<b>49</b>	<b>61</b>

# Jersey number Tot. Total shooting 6m 6m (line) shooting 9m 9m shooting Wng Wing shooting FB Fastbreak sh. 7m 7m penalty sh.  
Brk. Breakthrough sh. LD Long distance sh. As. Assists PC Pass clear chance E7 Earned 7m pen. TF Technical faults St. Steals  
2m 2m punishments C7. Committed 7m E2 Earned 2m pun. YC. Yellow cards R/B Red/Blue cards Blk. Blocks S Starting Line-up

Handball statistics and livescore by Toma-soft ltd (www.toma-soft.hr)

