



IHF Trophy Inter-Continental Phase Junior (U20)



Group A, 1. round

Match Team Statistics

New Caledonia 25 - 36 Bulgaria

12.3.2025. 11:00

Match No. 1

(7 - 17) (18 - 19)

Attendance: 100

Palace of Youth and Sports

Referees: Magnus Muri Nygren (NOR) / Andreas Daviknes Borge (NOR)

New Caledonia

Players		Goals / shots									Attack				Def.			Penalties				TP			
#	Surname and name	S	Tot.	%	9m	6m	Wing	7m	FB	Brk.	LD	As.	PC	E7	E2	TF	St.	C7	Blk	YC	2m		R	B	
1	FUATOGA Joshua	S											1				2								30:23
2	BISHOP Isaia	S	2/3	67			1/2		1/1							1	1	1							30:41
5	WAHEO Lionel		2/2	100		2/2								1		2									22:41
7	WENIEWA Enzo	S	4/8	50	1/3	0/1			2/2	1/2						1	1					1			33:11
13	KAIKILEKOFÉ Bradley	S	1/4	25		0/3				1/1						2						1			34:06
14	AN AH TCHUNG Rolan	S	3/5	60		1/2	0/1		2/2			2	1			3	1								44:16
16	HOATAU Robert	S	4/16	25	1/12	3/3		0/1				2				2		1	2						48:14
19	TRAN KIM BINH Nesto		2/6	33	0/2				0/1	2/3		3	2		1	4									48:33
20	TAVITA Khiore																								29:37
21	AN AH TCHUNG Donovan	S	4/6	67					0/1	4/5		3	4	1	2	6		1				1			37:17
22	UTCHAOU Eliel		0/1	0						0/1						1						1			16:15
24	CAGNON Samy		1/3	33			0/1	0/1	1/1			2				4		1							10:37
30	ANNERY Tyron																	1				1			7:21
77	COPOLA Antoine		2/4	50	0/1	1/1				1/2			1			1		1	1		1	1			26:48
Team / bench																									
TOTAL			25/58	43	2/18	7/12	1/4	0/2	6/8	9/14	0/0	13	8	2	4	29	3	5	3	0	6	1	0		

Goalkeepers		Saves / shots								
#	Surname and name	Tot.	%	9m	6m	Wing	7m	FB	Brk.	LD
1	FUATOGA Joshua	8/23	35	4/4	0/1	2/11	1/2		1/5	
20	TAVITA Khiore	8/29	28	0/2	1/3	2/6	0/2	3/8	2/8	
TOTAL		16/52	31	4/6	1/4	4/17	1/4	3/8	3/13	0/0

Coach: Romain Le Gendre

Number of attacks: 82, Efficiency: 30%, Average Duration: 20.15 seconds

Attack by type of defense

	Shots	9m	6m	Wing	TF	E7	E2
On def. 6-0	19/48	2/18	7/12	1/4	29	2	4
Fastbreak	6/8				0	0	0

Defense by type

	Total	9m	6m	Wing	Stl.	C7	2m
Def. 6-0	22/46	2/11	3/4	11/17	2	5	5
Def. 5-1	5/6	0/0	0/1	2/2	1	0	1
Fastbreak	5/8				0	0	0

Attack with superiority / minority / goalkeeper out

	Attack				Reaction		
	Att.	Eff.	Shots	TF	FB	LD	Tot.
6 on 6	59	32%	19/36	23			
6 on 5	6	33%	2/4	2			
5 on 6	11	27%	3/10	1			
5 on 5	5	20%	1/2	3			
4 on 5	1	0%	0/1	0			

Player superiority / GK out counted at the end of attack (in case it changes during attack)

Defense with superiority / minority / goalkeeper out

	Attack				Reaction		
	Att.	Eff.	Shots	TF	FB	LD	Tot.
6 on 6	54	44%	24/40	14			
5 on 6	6	33%	2/5	1			
6 on 5	15	53%	8/11	4			
5 on 5	4	25%	1/4	0			
5 on 4	2	50%	1/2	0			

Numbers show attacking numbers of opponent. Lower efficiency of opponent means better defense of this team

Jersey number Tot. Total shooting 6m 6m (line) shooting 9m 9m shooting Wng Wing shooting FB Fastbreak sh. 7m 7m penalty sh.
 Brk. Breakthrough sh. LD Long distance sh. As. Assists PC Pass clear chance E7 Earned 7m pen. TF Technical faults St. Steals
 2m 2m punishments C7. Committed 7m E2 Earned 2m pun. YC. Yellow cards R/B Red/Blue cards Blk. Blocks S Starting Line-up



IHF Trophy Inter-Continental Phase Junior (U20)



Group A, 1. round

Match Team Statistics

Match No. 1

New Caledonia 25 - 36 Bulgaria

(7 - 17) (18 - 19)

12.3.2025. 11:00

Attendance: 100

Palace of Youth and Sports

Referees: Magnus Muri Nygren (NOR) / Andreas Daviknes Borge (NOR)

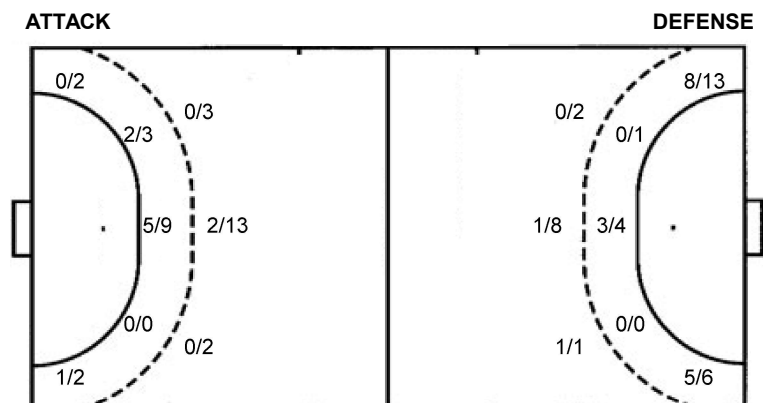
Shot distribution by player

2 I. Bishop	5 L. Waheo	7 E. Weniewa	13 B. Kaikilekofe	14 R. An Ah Tchung	16 R. Hoatau	19 N. Tran Kim Binh
1/1 0/1 1/1	1/1 1/1	0/1 3/4 1/1 1 post 1 miss.	1/2 1 post 1 miss.	1/1 0/1 1/1 1 miss.	1/1 0/2 0/5 1/1 1/1 1/1 1 post 2 miss. 2 block	0/1 0/1 0/1 1/1 1/2
21 D. An Ah Tchung	22 E. Utchaou	24 S. Cagnon	30 T. Annery	77 A. Copola	TOTAL	
1/1 1/1 1/1 1/2 1 miss.	0/1	0/1 1/1 1 post		1/1 1/1 1 post 1 block	1/2 1/1 4/4 3/5 0/2 2/10 5/8 4/6 5/6 5 post 6 miss. 3 block	

Saves distribution goalkeepers

1 J. Fuatoga	20 K. Tavita	TOTAL
2/3 1/1 0/2 0/1 3/3 2/3 0/5 0/2 0/1	1/5 2/2 1/3 2/4 1/1 0/6 1/3 0/4	3/8 3/3 1/5 2/5 3/3 3/4 0/11 1/5 0/5

Shots by position



7m penalties 0/2
Fastbreak 6/8
Breakthrough 9/14
Long dist. 0/0

7m penalties 3/5
Fastbreak 5/8
Breakthrough 10/18
Long dist. 0/0

Shooting statistics

Position	Goals	Sav.	Miss.	Post	Blk.	Total	%
Back (9m)	2	9	2	2	3	18	11
Line (6m)	7	1	3	1	0	12	58
Wing	1	2	0	1	0	4	25
7m penalties	0	2	0	0	0	2	0
Fastbreak	6	2	0	0	0	8	75
Breakthrough	9	3	1	1	0	14	64
Total	25	19	6	5	3	58	43

Jersey number Tot. Total shooting 6m 6m (line) shooting 9m 9m shooting Wng Wing shooting FB Fastbreak sh. 7m 7m penalty sh.
Brk. Breakthrough sh. LD Long distance sh. As. Assists PC Pass clear chance E7 Earned 7m pen. TF Technical faults St. Steals
2m 2m punishments C7. Committed 7m E2 Earned 2m pun. YC. Yellow cards R/B Red/Blue cards Blk. Blocks S Starting Line-up



IHF Trophy Inter-Continental Phase Junior (U20)



Group A, 1. round

Match Team Statistics

New Caledonia 25 - 36 Bulgaria

12.3.2025. 11:00

Match No. 1

(7 - 17) (18 - 19)

Attendance: 100

Palace of Youth and Sports

Referees: Magnus Muri Nygren (NOR) / Andreas Daviknes Borge (NOR)

Bulgaria

#	Surname and name	S	Goals / shots								Attack				Def.			Penalties				TP					
			Tot.	%	9m	6m	Wing	7m	FB	Brk.	LD	As.	PC	E7	E2	TF	St.	C7	Blk	YC	2m		R	B			
1	KISYOV Ivan	S										1				2											40:54
2	ZHECHEV Andrey		1/7	14	0/2							5	1			1									1		36:11
3	YORDANOV Kristiyan		0/3	0				0/3																			11:26
7	PETKOV Ivo	S	6/8	75				5/6		1/2		1		1	2		1	1	2					2			41:48
8	NIKOLOV Yordan	S	7/8	88				5/6	1/1	1/1		2															45:35
12	STRATIEV Kristiyan																										19:06
17	ILIEV Aleksandar		1/1	100						1/1																	16:29
18	DIMITROV Maniel	S	7/11	64	2/3	1/1		0/1	1/1	3/5		3	1	1	2	7								1			45:58
24	KOSTADINOV Nikola		2/4	50	0/2					2/2					2												22:27
25	GLUSHKOV Tonislav													1													7:11
55	AVRAMOV Georgi	S	3/7	43	0/2			1/1	2/4			3	2		1	1											33:02
66	VASILEV Stanislav		1/2	50				1/1		0/1		1												1			8:56
77	MAREV Mario	S	6/11	55	0/2			3/4	0/1	3/4		4	4		2	5	1										43:10
94	MALCHEV Deyan	S	2/4	50		2/4						2		2	1	1								1			47:47
Team / bench																											
TOTAL			36/66	55	2/11	3/5	13/19	3/5	5/8	10/18	0/0		22	15	5	7	19	3	2	3	0	5	0	0			

#	Surname and name	Saves / shots								
		Tot.	%	9m	6m	Wing	7m	FB	Brk.	LD
1	KISYOV Ivan	13/26	50	6/7	0/4	2/3	1/1	1/3	3/8	
12	STRATIEV Kristiyan	6/18	33	3/4	1/4		1/1	1/5	0/4	
TOTAL		19/44	43	9/11	1/8	2/3	2/2	5/8	3/12	0/0

Coach: **Georgi Atanasov**

Number of attacks: 81, Efficiency: 44%, Average Duration: 24.02 seconds

Attack by type of defense

	Shots	9m	6m	Wing	TF	E7	E2
On def. 6-0	22/46	2/11	3/4	11/17	15	5	6
On def. 5-1	5/6	0/0	0/1	2/2	4	0	1
Fastbreak	5/8				0	0	0

Defense by type

	Total	9m	6m	Wing	Stl.	C7	2m
Def. 6-0	19/48	2/18	7/12	1/4	3	2	5
Fastbreak	6/8				0	0	0

Attack with superiority / minority / goalkeeper out

	Attack				Reaction		
	Att.	Eff.	Shots	TF	FB	LD	Tot.
6 on 6	54	44%	24/40	14			
5 on 6	6	33%	2/5	1			
6 on 5	15	53%	8/11	4			
5 on 5	4	25%	1/4	0			
5 on 4	2	50%	1/2	0			

Player superiority / GK out counted at the end of attack (in case it changes during attack)

Defense with superiority / minority / goalkeeper out

	Attack				Reaction		
	Att.	Eff.	Shots	TF	FB	LD	Tot.
6 on 6	59	32%	19/36	23			
6 on 5	6	33%	2/4	2			
5 on 6	11	27%	3/10	1			
5 on 5	5	20%	1/2	3			
4 on 5	1	0%	0/1	0			

Numbers show attacking numbers of opponent. Lower efficiency of opponent means better defense of this team

Jersey number Tot. Total shooting 6m 6m (line) shooting 9m 9m shooting Wng Wing shooting FB Fastbreak sh. 7m 7m penalty sh.
 Brk. Breakthrough sh. LD Long distance sh. As. Assists PC Pass clear chance E7 Earned 7m pen. TF Technical faults St. Steals
 2m 2m punishments C7. Committed 7m E2 Earned 2m pun. YC. Yellow cards R/B Red/Blue cards Blk. Blocks S Starting Line-up

Handball statistics and livescore by Toma-soft ltd (www.toma-soft.hr)



IHF Trophy Inter-Continental Phase Junior (U20)



Group A, 1. round

Match Team Statistics

Match No. 1

New Caledonia 25 - 36 Bulgaria

(7 - 17) (18 - 19)

12.3.2025. 11:00

Attendance: 100

Palace of Youth and Sports

Referees: Magnus Muri Nygren (NOR) / Andreas Daviknes Borge (NOR)

Shot distribution by player

2 A. Zhechev

0/1		
		1/1
	0/1	

1 post 1 miss. 2 block

3 K. Yordanov

	0/1	0/1

1 miss.

7 I. Petkov

	0/1	
0/1		
2/2	2/2	2/2

1 miss.

8 Y. Nikolov

3/3		
		0/1
2/2	1/1	

1/1 lob

17 A. Iliev

1/1		

1 miss.

18 M. Dimitrov

1/1		
2/2		
1/1	1/1	2/2

1 post 2 miss. 1 block

24 N. Kostadinov

1/1	0/1	1/1
	0/1	

25 T. Glushkov

55 G. Avramov

0/2		
1/2		
2/2		

1 miss.

66 S. Vasilev

1/1		

1 miss.

77 M. Marev

		3/4
	0/1	0/1
		1/1

1 post 1 miss. 2/2 lob

94 D. Malchev

	0/1	
2/2		

1 miss.

TOTAL

5/8	0/3	4/5
3/5	0/3	1/4
11/11	4/5	5/5

3 post 8 miss. 3 block 3/3 lob

Saves distribution goalkeepers

1 I. Kisyov

1/1		0/3
1/2	1/1	6/7
2/5	1/3	1/4

12 K. Stratiev

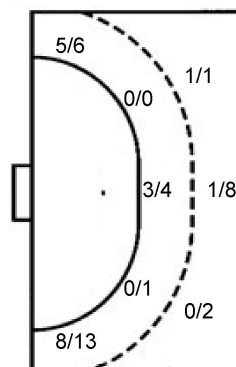
0/1	0/1	0/1
1/3	1/1	2/3
1/3	1/3	0/2

TOTAL

1/2	0/1	0/4
2/5	2/2	8/10
3/8	2/6	1/6

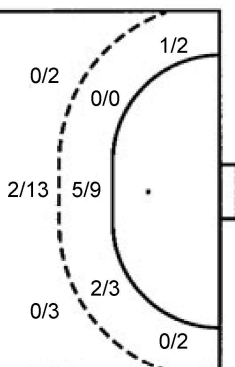
Shots by position

ATTACK



7m penalties 3/5
Fastbreak 5/8
Breakthrough 10/18
Long dist. 0/0

DEFENSE



7m penalties 0/2
Fastbreak 6/8
Breakthrough 9/14
Long dist. 0/0

Shooting statistics

Position	Goals	Sav.	Miss.	Post	Blk.	Total	%
Back (9m)	2	4	2	0	3	11	18
Line (6m)	3	1	1	0	0	5	60
Wing	13	4	1	1	0	19	68
7m penalties	3	1	0	1	0	5	60
Fastbreak	5	3	0	0	0	8	63
Breakthrough	10	3	4	1	0	18	56
Total	36	16	8	3	3	66	55

Jersey number Tot. Total shooting 6m 6m (line) shooting 9m 9m shooting Wng Wing shooting FB Fastbreak sh. 7m 7m penalty sh.
Brk. Breakthrough sh. LD Long distance sh. As. Assists PC Pass clear chance E7 Earned 7m pen. TF Technical faults St. Steals
2m 2m punishments C7. Committed 7m E2 Earned 2m pun. YC. Yellow cards R/B Red/Blue cards Blk. Blocks S Starting Line-up

Handball statistics and livescore by Toma-soft ltd (www.toma-soft.hr)



IHF Trophy Inter-Continental Phase Junior (U20)



Group A, 1. round

Match Team Statistics

Match No. 1

New Caledonia 25 - 36 Bulgaria

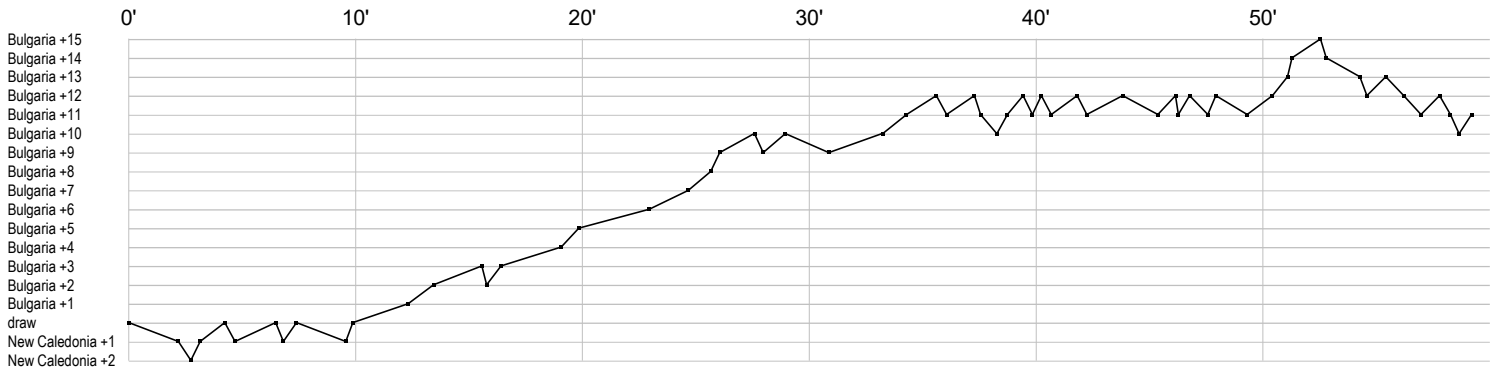
(7 - 17) (18 - 19)

12.3.2025. 11:00

Attendance: 100

Palace of Youth and Sports

Referees: Magnus Muri Nygren (NOR) / Andreas Daviknes Borge (NOR)



New Caledonia

1 Fuatoga J	s r r r r r s t r r t s r s r r r						s r s a r s s r
2 Bishop I							g g i
5 Waheo L							t g g e
7 Weniewa E	f g g		ft	bf 2			g
13 Kaikilekofe B							f 2
14 An Ah Tchung	g t	bg					p a a g
16 Hoatau R	a f a x f f						f g f
19 Tran Kim Binh	t a f						a t a t g
20 Tavita K							r r r r r s r r r r s r r r r s s r r r r
21 An Ah Tchung							t i g t 2c p a t e i a p p p g a g g f t f t t
22 Utchou E							f t 2
24 Cagnon S							f t g c a a t f
30 Annery T							2c
77 Copola A							t 2 x f p f g g c r

Bulgaria

1 Kisiov I	s r r t s r r s s r r s s t s s s s r s r s s a r r r r r						a a a a
2 Zhehev A							f a p 2 f f f f
3 Yordanov K							f ff
7 Petkov I							ei g g x g g c 2 a x 2 b g gi ff
8 Nikolov Y							a g g a g g f g g
12 Stratiev K							s r r r r r r s s s r r r s r r r r s
17 Iliev A							e g
18 Dimitrov M	f t t g t t a 2 f f a g a g						gt tg fg t p i e g i
24 Kostadinov N							p g p t g p t f f p p
25 Glushkov T							p
55 Avramov G	f a a f p						bg p f f g g t a
66 Vasilev S							f a g
77 Marev M	g i g g b f a f g f p a a t pi t a p g t ft						g p t f
94 Malchev D							ei a t f 2 a g g e c

In game	g Goal scored	f Missed shot	a Assist	t Technical faults	b Steal
2 2min suspension	e Earned 7m	c Committed 7m	y Yellow card	r Red Card	k Blue card
i Earned 2min.	x Block	4 4min suspension	p Pass for clear chance	s Saved shot	r Received goal