



26th Men's World Championship 2019

Germany/Denmark

President's Cup Place 17-18



Match Team Statistics

Match No: 80

SUN 20 JAN 2019

20:30

Copenhagen

SRB 28 - 30 ARG

(15 - 13) (13 - 17)

Referees: GUBICA Matija / MILOSEVIC Boris (CRO)

SRB - Serbia

| Players | | Shots | | | | | | | | Offence | | Defence | | Penalties | | | TP | |
|---------------|--------------------|-------|-----|-----|------|------|-----|-----|-----|---------|----|---------|----|-----------|------|----|----|-------|
| No. | Name | G/S | % | 6m | Wing | 9m | 7m | FB | BT | AS | TF | ST | BS | YC | 2Min | RC | | BC |
| 2 | PUSICA Miljan | | | | | | | | | | | | | | | | | 24:06 |
| 3 | VORKAPIC Vukasin | 2/2 | 100 | 1/1 | 1/1 | | | | | 1 | | | | | | | | 10:32 |
| 6 | ORBOVIC Milos | | | | | | | | | | | | | | | | | 0:00 |
| 7 | VUJIC Stefan | 3/5 | 60 | | | 0/1 | 2/2 | | 1/2 | 1 | 1 | 1 | | | | | | 22:25 |
| 14 | RADIVOJEVIC Bogdan | 3/3 | 100 | | 3/3 | | | | | | 1 | 1 | | | 2 | | | 55:53 |
| 15 | NENADIC Drasko | 1/4 | 25 | 0/1 | | 1/2 | | 0/1 | | | 1 | | | | 1 | | | 38:25 |
| 19 | ILIC Nemanja | 4/7 | 57 | | 1/3 | | 0/1 | 3/3 | | 1 | | | | | | | | 57:55 |
| 20 | MOSIC Ivan | 1/3 | 33 | 1/1 | | 0/2 | | | | 2 | 2 | | | | | | | 33:38 |
| 21 | ILIC Vanja | 5/9 | 56 | 0/1 | | 0/1 | 2/4 | 1/1 | 2/2 | | 1 | | | | | | | 23:21 |
| 23 | NIKOLIC Zoran | | | | | | | | | | | | | | 2 | | | 33:27 |
| 24 | KUKIC Lazar | 7/10 | 70 | | | 1/4 | | 1/1 | 5/5 | 5 | 1 | | | | | | | 31:18 |
| 29 | MILIC Milan | | | | | | | | | | 1 | | | | | | | 2:34 |
| 33 | MARSENIC Mijajlo | 2/3 | 67 | 2/2 | 0/1 | | | | | 1 | 1 | 1 | 1 | 1 | 2 | | | 33:57 |
| 42 | OBRADOVIC Nemanja | | | | | | | | | | | | | | | | | 0:00 |
| 76 | CUPARA Vladimir | | | | | | | | | | | | | | | | | 47:03 |
| 96 | MILOSAVLJEV Dejan | | | | | | | | | | | | | | | | | 5:26 |
| | Bench/Team | | | | | | | | | | 1 | | | 1 | | | | |
| Totals | | 28/46 | 61 | 4/6 | 5/8 | 2/10 | 4/7 | 5/6 | 8/9 | 11 | 10 | 3 | 1 | 2 | 7 | | | |

| Goalkeepers | | Total Shots | | 6m Shots | | Wing Shots | | 9m Shots | | 7m Shots | | Fast Breaks | | Breakthroughs | |
|-----------------|-------------------|-------------|----|----------|----|------------|----|----------|----|----------|----|-------------|----|---------------|----|
| No. | Name | S/S | % | S/S | % | S/S | % | S/S | % | S/S | % | S/S | % | S/S | % |
| 76 | CUPARA Vladimir | 10/34 | 29 | 3/9 | 33 | 1/3 | 33 | 3/5 | 60 | 1/4 | 25 | 1/6 | 17 | 1/7 | 14 |
| 96 | MILOSAVLJEV Dejan | 1/5 | 20 | | | 1/2 | 50 | | | 0/3 | 0 | | | | |
| Empty Net Goals | | 2 | | | | | | | | | | | | | |
| Totals | | 12/42 | 29 | 3/9 | 33 | 3/6 | 50 | 3/5 | 60 | 1/7 | 14 | 1/8 | 13 | 1/7 | 14 |

| Team Shots | Goals | Saves | Missed | Post | Blocked | Total | % |
|---------------|-------|-------|--------|------|---------|-------|----|
| 6m Shots | 4 | 1 | | | 1 | 6 | 67 |
| Wing Shots | 5 | 2 | | 1 | | 8 | 63 |
| 9m Shots | 2 | 4 | 1 | 1 | 2 | 10 | 20 |
| 7m Shots | 4 | 2 | | 1 | N/A | 7 | 57 |
| Fast Breaks | 5 | | 1 | | | 6 | 83 |
| Breakthroughs | 8 | | 1 | | | 9 | 89 |
| Totals | 28 | 9 | 3 | 3 | 3 | 46 | 61 |

Number of Attacks: 54, Scoring Efficiency: 52%



26th Men's World Championship 2019

Germany/Denmark

President's Cup Place 17-18



Match Team Statistics

Match No: 80

SUN 20 JAN 2019

20:30

Copenhagen

SRB 28 - 30 ARG

(15 - 13) (13 - 17)

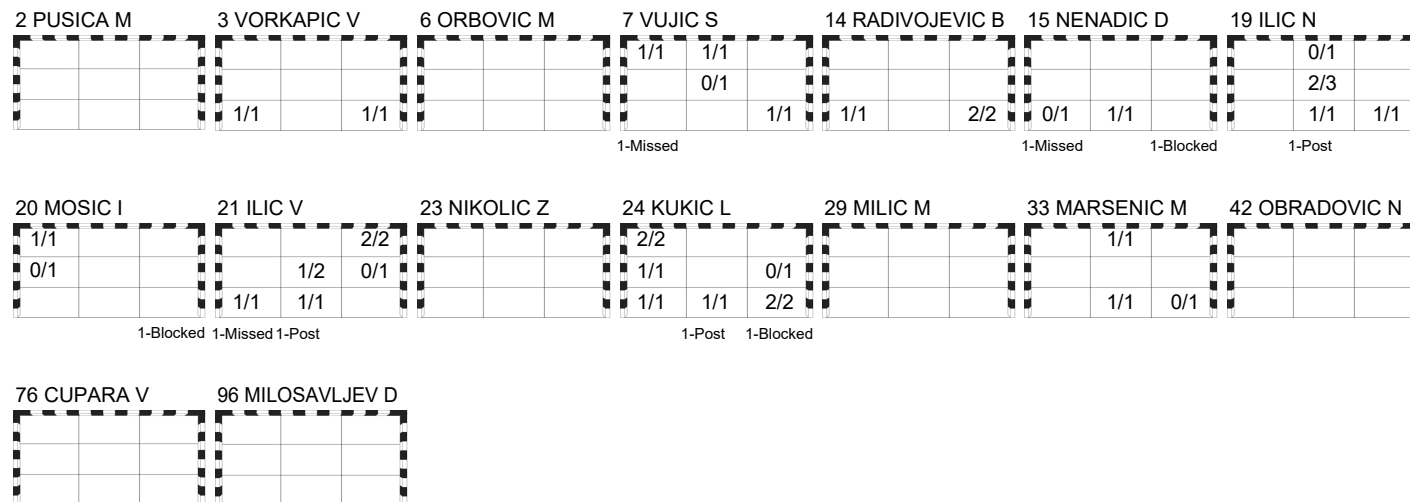
Referees: GUBICA Matija / MILOSEVIC Boris (CRO)

SRB - Serbia

Shots Distribution

Players

Goals / Shots

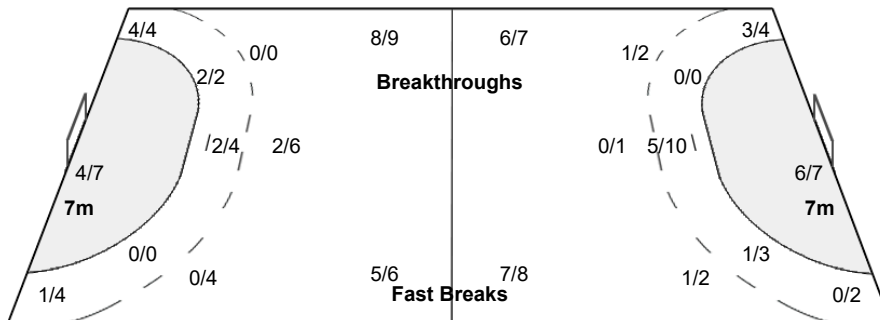


Team Goals / Shots

| | | |
|-----|-----|-----|
| 4/4 | 2/3 | 2/2 |
| 1/2 | 3/6 | 0/2 |
| 4/5 | 5/5 | 7/8 |

3-Missed 3-Post 3-Blocked

Offence



Defence

Goalkeepers Saves / Shots

| | | |
|-----|-----|------|
| 2/3 | 0/1 | 1/4 |
| 3/4 | 0/2 | 1/2 |
| 2/8 | 1/6 | 2/12 |

76 CUPARA V

| | | |
|-----|-----|-----|
| 2/3 | 0/1 | 1/2 |
| 2/3 | 0/1 | 1/2 |
| 2/8 | 1/5 | 1/9 |

96 MILOSAVLJEV D

| | | |
|--|--|-----|
| | | 0/2 |
| | | 1/3 |



26th Men's World Championship 2019

Germany/Denmark

President's Cup Place 17-18



Match Team Statistics

Match No: 80

SUN 20 JAN 2019

20:30

Copenhagen

SRB 28 - 30 ARG

(15 - 13) (13 - 17)

Referees: GUBICA Matija / MILOSEVIC Boris (CRO)

ARG - Argentina

| Players | | Shots | | | | | | | | Offence | | Defence | | Penalties | | | TP | |
|---------|-----------------------------|-------|-----|------|------|-----|-----|-----|-----|---------|----|---------|----|-----------|------|----|----|-------|
| No. | Name | G/S | % | 6m | Wing | 9m | 7m | FB | BT | AS | TF | ST | BS | YC | 2Min | RC | | BC |
| 1 | SCHULZ Matias Carlos | | | | | | | | | | | | | | | | | 16:22 |
| 2 | FERNANDEZ Federico Gaston | 10/10 | 100 | | 2/2 | | 6/6 | 2/2 | | 1 | | 1 | | | 1 | | | 44:27 |
| 4 | SIMONET Sebastian Alejandro | 3/5 | 60 | 1/1 | | 0/1 | 0/1 | 1/1 | 1/1 | 2 | 1 | 1 | 1 | | | | | 24:01 |
| 7 | PIZARRO Ignacio | 1/1 | 100 | | 1/1 | | | | | | | | | | 1 | | | 22:14 |
| 8 | SIMONET Pablo Ariel | | | | | | | | | | | | | | | | | 0:00 |
| 9 | BARONETTO Santiago Alejo | 3/5 | 60 | | 0/2 | | | 3/3 | | | | | | | | | | 34:18 |
| 10 | VIEYRA Federico Matias | 0/1 | 0 | | | 0/1 | | | | | 1 | | | | | | | 17:44 |
| 11 | MOSCARIELLO Lucas Dario | 2/4 | 50 | 2/4 | | | | | | | | | 1 | 1 | 1 | | | 42:20 |
| 13 | FERNANDEZ Juan Pablo | 3/3 | 100 | 1/1 | | 1/1 | | 1/1 | | 3 | 2 | | | | | | | 21:29 |
| 15 | CAROU Gonzalo Matias | | | | | | | | | | | | | | | | | 0:00 |
| 17 | CRIVELLI Manuel | 6/10 | 60 | 1/3 | 0/1 | 1/1 | | | 4/5 | 5 | 1 | 1 | | | 1 | | | 53:46 |
| 18 | FISCHER Guillermo Jose | 0/2 | 0 | 0/1 | | 0/1 | | | | | | | | 1 | | | | 14:38 |
| 20 | MARTINEZ Ramiro | 0/1 | 0 | | | | | 0/1 | | | | | | | 1 | | | 13:44 |
| 22 | MOURINO Gaston Alberto | 0/2 | 0 | 0/2 | | | | | | 1 | | | | | | | | 28:39 |
| 40 | MACIEL Leonel Carlos | | | | | | | | | | | 1 | | | | | | 36:52 |
| 77 | BONANNO Nicolas | 2/2 | 100 | 1/1 | | | | | 1/1 | 4 | 1 | | 1 | | 1 | | | 49:26 |
| | Bench/Team | | | | | | | | | | 1 | | | | | | | |
| | Totals | 30/46 | 65 | 6/13 | 3/6 | 2/5 | 6/7 | 7/8 | 6/7 | 16 | 8 | 3 | 3 | 2 | 6 | | | |

| Goalkeepers | | Total Shots | | 6m Shots | | Wing Shots | | 9m Shots | | 7m Shots | | Fast Breaks | | Breakthroughs | |
|-------------|----------------------|-------------|----|----------|----|------------|----|----------|-----|----------|----|-------------|---|---------------|---|
| No. | Name | S/S | % | S/S | % | S/S | % | S/S | % | S/S | % | S/S | % | S/S | % |
| 1 | SCHULZ Matias Carlos | 2/11 | 18 | 0/2 | 0 | 0/2 | 0 | 1/1 | 100 | 1/3 | 33 | 0/1 | 0 | 0/2 | 0 |
| 40 | MACIEL Leonel Carlos | 7/25 | 28 | 1/3 | 33 | 2/5 | 40 | 3/5 | 60 | 1/3 | 33 | 0/3 | 0 | 0/6 | 0 |
| | Empty Net Goals | 1 | | | | | | | | | | | | | |
| | Totals | 9/37 | 24 | 1/5 | 20 | 2/7 | 29 | 4/6 | 67 | 2/6 | 33 | 0/5 | 0 | 0/8 | 0 |

| Team Shots | Goals | Saves | Missed | Post | Blocked | Total | % |
|---------------|-------|-------|--------|------|---------|-------|----|
| 6m Shots | 6 | 3 | 2 | 1 | 1 | 13 | 46 |
| Wing Shots | 3 | 3 | | | | 6 | 50 |
| 9m Shots | 2 | 3 | | | | 5 | 40 |
| 7m Shots | 6 | 1 | | | N/A | 7 | 86 |
| Fast Breaks | 7 | 1 | | | | 8 | 88 |
| Breakthroughs | 6 | 1 | | | | 7 | 86 |
| Totals | 30 | 12 | 2 | 1 | 1 | 46 | 65 |

Number of Attacks: 53, Scoring Efficiency: 57%



26th Men's World Championship 2019

Germany/Denmark

President's Cup Place 17-18



Match Team Statistics

Match No: 80

SUN 20 JAN 2019

20:30

Copenhagen

SRB 28 - 30 ARG

(15 - 13) (13 - 17)

Referees: GUBICA Matija / MILOSEVIC Boris (CRO)

ARG - Argentina

Shots Distribution

Players

Goals / Shots

| | | | | | | |
|------------------|----------------|-------------|---------------|--------------|---------------|--------------|
| 1 SCHULZ M | 2 FERNANDEZ F | 4 SIMONET S | 7 PIZARRO I | 8 SIMONET P | 9 BARONETTO S | 10 VIEYRA F |
| | 1/1 1/1 | 2/2 0/1 | 1/1 0/1 | | 1/1 0/1 | |
| | 1/1 5/5 | 2/2 1/1 | | | 1/1 0/1 | 0/1 |
| 11 MOSCARIELLO L | 13 FERNANDEZ J | 15 CAROU G | 17 CRIVELLI M | 18 FISCHER G | 20 MARTINEZ R | 22 MOURINO G |
| 0/1 | | | 0/1 1/1 | | 0/1 | 0/1 |
| 1/1 1/1 0/1 | 2/2 1/1 | | 2/2 0/1 3/3 | 0/1 | | |

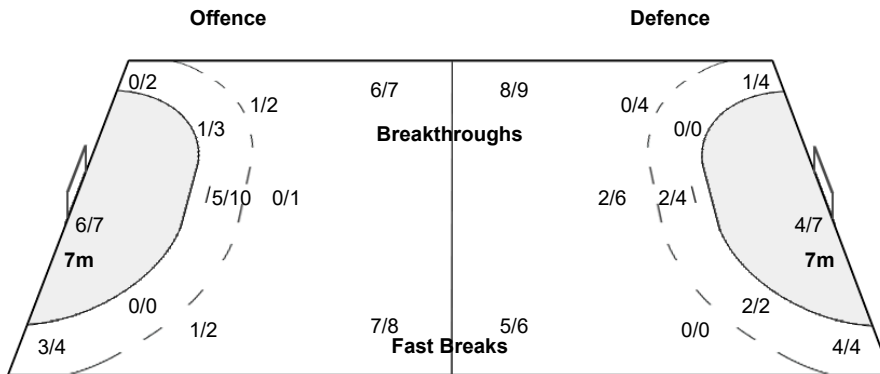
1-Missed 1-Post 1-Blocked 1-Missed

| | |
|-------------|--------------|
| 40 MACIEL L | 77 BONANNO N |
| | 1/1 |
| | 1/1 |

Team
Goals / Shots

| | | |
|-----|-----|-------|
| 1/3 | 1/1 | 3/4 |
| 1/4 | 2/2 | 1/2 |
| 6/8 | 5/6 | 10/12 |

2-Missed 1-Post 1-Blocked



Goalkeepers
Saves / Shots

| | | |
|-----|-----|-----|
| 0/4 | 1/3 | 0/2 |
| 1/2 | 3/6 | 2/2 |
| 1/5 | 0/5 | 1/8 |

1 SCHULZ M

| | |
|-----|-----|
| 0/1 | 0/2 |
| 1/2 | 1/1 |
| 0/3 | 0/2 |

40 MACIEL L

| | |
|-----|-----|
| 0/3 | 1/3 |
| 1/2 | 2/3 |
| 1/2 | 0/3 |

Legend:

| | | | | |
|-----------------|---------------------------|--------------------|------------------|------------------|
| % Efficiency | 2Min 2 Minute Suspensions | 6m 6 meter Shots | 7m 7 meter Shots | 9m 9 meter Shots |
| AS Assists | BC Blue Card | BS Blocked Shots | BT Breakthroughs | FB Fast Breaks |
| G/S Goals/Shots | N/A Not Applicable | No. Uniform Number | RC Red Cards | S/S Saves/Shots |
| ST Steals | TO Turnover | TP Time Played | Wing Wing Shots | YC Yellow Cards |

