



# 4th IHF Men's Emerging Nations Championship



Final Round, 3-4. place

Match Team Statistics

## India 18 - 47 Bulgaria

30.4.2023. 18:15

Match No. 23

(7 - 25) (11 - 22)

Attendance: 514

Palace of Culture and Sports

Referees: Khamis Al-Wahibi (OMA) / Omer Al-Shahi (OMA)

### India

Players		Goals / shots									Attack				Def.			Penalties			TP				
#	Surname and name	S	Tot.	%	9m	6m	Wing	7m	FB	Brk.	LD	As.	PC	E7	E2	TF	St.	C7	Blk	YC		2m	R	B	
2	VIJENDER Vijender		1/2	50	0/1					1/1							2								7:23
3	SAHIL Sahil		5/8	63				2/2		3/6		1	1	1		4									44:23
4	SHUBHAM Singh															2									2:02
5	GURDEEP Gurdeep																								
8	AMIT Amit	S	1/5	20	0/2			0/1	1/2			3	1	1		8									51:49
10	ANKIT Ankit	S	4/6	67		1/1	3/4	0/1								1	1								57:48
11	MOHIT Mohit	S	1/2	50	0/1					1/1		1	1			6									26:24
13	RAVINDER PAL Singh		1/1	100		1/1										1									11:18
14	ANUJ Sheokhand		1/1	100						1/1						1									38:20
15	MOHIT Mohit	S	1/2	50	0/1					1/1			2	1		3		2							28:40
16	AMAR MANI Tripathi															2									8:58
17	SUMIT Sumit	S	2/9	22	0/1			1/7		1/1				2		4									60:00
18	VANSH Thakran	S	1/1	100				1/1																	31:53
25	ATUL Kumar	S														1									51:02
Team / bench																									
UKUPNO			18/37	49	0/6	2/2	5/13	3/5	0/0	8/11	0/0	5	5	5	0	35	1	0	2	0	0	0	0	0	0

Goalkeepers		Saves / shots								
#	Surname and name	Tot.	%	9m	6m	Wing	7m	FB	Brk.	LD
16	AMAR MANI Tripathi	5/14	36		0/2	1/1		4/10	0/1	
25	ATUL Kumar	13/51	25	5/9	2/6	2/15		2/15	2/6	
TOTAL		18/65	28	5/9	2/8	3/16	0/0	6/25	2/7	0/0

Coach: Lal Mohinder

Number of attacks: 71, Efficiency: 25%, Average Duration: 30.74 seconds

### Attack by type of defense

	Shots	9m	6m	Wing	TF	E7	E2
On def. 6-0	2/3	0/1	0/0	1/1	1	0	0
On def. 5-1	12/26	0/4	1/1	4/11	29	5	0
On def. 3-3	1/3	0/1	1/1	0/1	5	0	0
Fastbreak	0/0				0	0	0

### Defense by type

	Total	9m	6m	Wing	Stl.	C7	2m
Def. 6-0	28/47	4/11	6/10	13/18	1	0	0
Fastbreak	19/26				0	0	0

### Defense with superiority / minority / goalkeeper out

	Attack				Reaction		
	Att.	Eff.	Shots	TF	FB	LD	Tot.
7 on 6 (GK out)	1	0%	0/0	1	0/0	0/0	0/0
6 on 6	73	64%	47/66	7			

Numbers show attacking numbers of opponent. Lower efficiency of opponent means better defense of this team

### Attack with superiority / minority / goalkeeper out

	Attack				Reaction		
	Att.	Eff.	Shots	TF	FB	LD	Tot.
6 on 6	71	25%	18/36	35			

Player superiority / GK out counted at the end of attack (in case it changes during attack)

# Jersey number Tot. Total shooting 6m 6m (line) shooting 9m 9m shooting Wng Wing shooting FB Fastbreak sh. 7m 7m penalty sh.  
 Brk. Breakthrough sh. LD Long distance sh. As. Assists PC Pass clear chance E7 Earned 7m pen. TF Technical faults St. Steals  
 2m 2m punishments C7. Committed 7m E2 Earned 2m pun. YC. Yellow cards R/B Red/Blue cards Blk. Blocks S Starting Line-up



# 4th IHF Men's Emerging Nations Championship



Final Round, 3-4. place

## Match Team Statistics

Match No. 23

## India 18 - 47 Bulgaria

(7 - 25) (11 - 22)

30.4.2023. 18:15

Attendance: 514

Palace of Culture and Sports

Referees: Khamis Al-Wahibi (OMA) / Omer Al-Shahi (OMA)

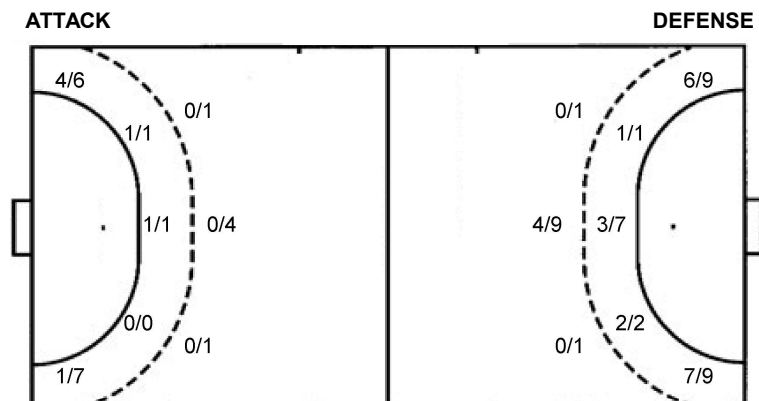
### Shot distribution by player

Player	Goals	Shots	Misses	Post	Blocks
2 V. Vijender	1	1	0	0	0
3 S. Sahil	1	1	0	0	0
4 S. Shubham	0	0	0	0	0
5 G. Gurdeep	0	0	0	0	0
8 A. Amit	0	1	1	0	0
10 A. Ankit	0	1	1	0	0
11 M. Mohit	1	1	0	0	0
13 S. Ravinder Pal	1	1	0	0	0
14 S. Anuj	0	0	0	0	0
15 M. Mohit	1	1	0	0	0
17 S. Sumit	0	1	1	0	0
18 T. Vansh	0	0	0	0	0
<b>TOTAL</b>	<b>7</b>	<b>10</b>	<b>4</b>	<b>1</b>	<b>1</b>

### Saves distribution goalkeepers

Goalkeeper	Goals	Shots	Saves
16 T. Amar Mani	1	2	1
25 K. Atul	1	7	6
<b>TOTAL</b>	<b>2</b>	<b>9</b>	<b>7</b>

### Shots by position



### Shooting statistics

Position	Goals	Sav.	Miss.	Post	Blk.	Total	%
Back (9m)	0	3	2	0	1	6	0
Line (6m)	2	0	0	0	0	2	100
Wing	5	6	2	0	0	13	38
7m penalties	3	1	0	1	0	5	60
Fastbreak	0	0	0	0	0	0	0
Breakthrough	8	3	0	0	0	11	73
<b>Total</b>	<b>18</b>	<b>13</b>	<b>4</b>	<b>1</b>	<b>1</b>	<b>37</b>	<b>49</b>

7m penalties	3/5	7m penalties	0/0
Fastbreak	0/0	Fastbreak	19/26
Breakthrough	8/11	Breakthrough	5/8
Long dist.	0/0	Long dist.	0/0

# Jersey number Tot. Total shooting 6m 6m (line) shooting 9m 9m shooting Wng Wing shooting FB Fastbreak sh. 7m 7m penalty sh.  
 Brk. Breakthrough sh. LD Long distance sh. As. Assists PC Pass clear chance E7 Earned 7m pen. TF Technical faults St. Steals  
 2m 2m punishments C7. Committed 7m E2 Earned 2m pun. YC. Yellow cards R/B Red/Blue cards Blk. Blocks S Starting Line-up



# 4th IHF Men's Emerging Nations Championship



Final Round, 3-4. place

Match Team Statistics

Match No. 23

## India 18 - 47 Bulgaria

(7 - 25) (11 - 22)

30.4.2023. 18:15

Attendance: 514

Palace of Culture and Sports

Referees: Khamis Al-Wahibi (OMA) / Omer Al-Shahi (OMA)

### Bulgaria

#	Surname and name	S	Goals / shots								Attack				Def.			Penalties				TP							
			Tot.	%	9m	6m	Wing	7m	FB	Brk.	LD	As.	PC	E7	E2	TF	St.	C7	Blk	YC	2m		R	B					
4	YORGOV Vladislav		5/7	71			2/3			3/4					1				1	2	1								27:54
6	ATANASOV Georgi		2/5	40	0/3	1/1				1/1					1	1				1	1								33:16
7	PETKOV Ivo	S	5/9	56			3/4			1/3	1/2				1					1									26:52
8	STANCHEV Preslav	S	7/9	78			3/5			4/4									1	1									33:28
10	PETKOV Petko		5/7	71	1/2					1/2	3/3					3				2	2								25:55
11	GENOV Nikolay	S	0/2	0						0/2															1				18:56
12	DIMITROV Stefan													5						1									34:09
13	KOLEV Rosen		1/8	13	0/3	0/3				1/1	0/1			2	2				1	1									33:38
16	PETROV Nikolay	S												2	1														22:33
19	DIMITROV Svetlin	S	11/11	100	1/1	1/1	5/5	4/4																					27:21
42	KALCHEV Todor		1/2	50	1/1		0/1							3	1					2	1								21:29
44	SIMEONOV Bozhidar	S	1/1	100						1/1				4					3	2									28:49
77	IVANOV Mihael Krasimirov	S	6/8	75	1/1	4/5				0/1	1/1			6	3					3									39:03
99	VASILEV Kristian		3/4	75						3/3	0/1			8	1					4									46:37
	Team / bench																												
	UKUPNO		47/73	64	4/11	6/10	13/18	0/0	19/26	5/8	0/0			33	14	0	0	8	18	5	1	0	0	0	0	0	0	0	

#	Surname and name	Saves / shots								
		Tot.	%	9m	6m	Wing	7m	FB	Brk.	LD
12	DIMITROV Stefan	8/22	36	1/1	0/1	5/8	0/3		2/9	
16	PETROV Nikolay	5/9	56	2/2	0/1	1/3	1/1		1/2	
	TOTAL	13/31	42	3/3	0/2	6/11	1/4	6/0	3/11	0/0

Coach: Iliyan Vasilev

Number of attacks: 74, Efficiency: 64%, Average Duration: 19.57 seconds

### Attack by type of defense

	Shots	9m	6m	Wing	TF	E7	E2
On def. 6-0	28/47	4/11	6/10	13/18	8	0	0
Fastbreak	19/26				0	0	0

### Defense by type

	Total	9m	6m	Wing	Stl.	C7	2m
Def. 6-0	2/3	0/1	0/0	1/1	1	0	0
Def. 5-1	12/26	0/4	1/1	4/11	15	5	0
Def. 3-3	1/3	0/1	1/1	0/1	2	0	0
Fastbreak	0/0				0	0	0

### Attack with superiority / minority / goalkeeper out

	Attack				Reaction		
	Att.	Eff.	Shots	TF	FB	LD	Tot.
7 on 6 (GK out)	1	0%	0/0	1	0/0	0/0	0/0
6 on 6	73	64%	47/66	7			

Player superiority / GK out counted at the end of attack (in case it changes during attack)

### Defense with superiority / minority / goalkeeper out

	Attack				Reaction		
	Att.	Eff.	Shots	TF	FB	LD	Tot.
6 on 6	71	25%	18/36	35			

Numbers show attacking numbers of opponent. Lower efficiency of opponent means better defense of this team

# Jersey number Tot. Total shooting 6m 6m (line) shooting 9m 9m shooting Wng Wing shooting FB Fastbreak sh. 7m 7m penalty sh.  
 Brk. Breakthrough sh. LD Long distance sh. As. Assists PC Pass clear chance E7 Earned 7m pen. TF Technical faults St. Steals  
 2m 2m punishments C7. Committed 7m E2 Earned 2m pun. YC. Yellow cards R/B Red/Blue cards Blk. Blocks S Starting Line-up

Handball statistics and livescore by Toma-soft ltd (www.toma-soft.hr)



# 4th IHF Men's Emerging Nations Championship



Final Round, 3-4. place

## Match Team Statistics

Match No. 23

## India 18 - 47 Bulgaria

(7 - 25) (11 - 22)

30.4.2023. 18:15

Attendance: 514

Palace of Culture and Sports

Referees: Khamis Al-Wahibi (OMA) / Omer Al-Shahi (OMA)

### Shot distribution by player

#### 4 V. Yorgov

	1/1	
		0/1
3/3		

1 miss. 1/1 lob

#### 6 G. Atanasov

1/1		
	0/1	
		1/2

1 block

#### 7 I. Petkov

0/1		1/1
1/1		
3/3		0/2

1 miss.

#### 8 P. Stanchev

1/2	1/1	
1/2		
3/3		1/1

#### 10 P. Petkov

		1/1
2/3		2/3

#### 11 N. Genov

	0/1	
		0/1

#### 13 R. Kolev

0/1	0/1	0/1
	1/1	

3 post 1 block

#### 19 S. Dimitrov

4/4		
3/3		3/3

1/1 lob

#### 42 T. Kalchev

1/1		

1 post

#### 44 B. Simeonov

1/1		

#### 77 M. Ivanov

		1/1
1/1		1/1
2/2		1/3

#### 99 K. Vasilev

		0/1
2/2		1/1

#### TOTAL

7/9	2/3	3/3
3/5	0/2	1/4
19/20	1/1	9/16

4 post 2 miss. 2 block 2/2 lob

### Saves distribution goalkeepers

#### 12 S. Dimitrov

1/2		0/2
1/1	3/3	0/1
2/9		1/4

#### 16 N. Petrov

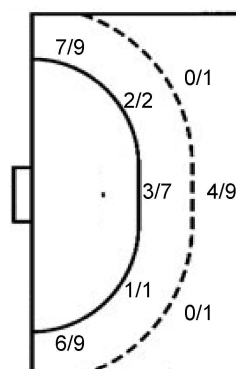
1/1	2/2	0/1
1/1	1/2	0/2

#### TOTAL

1/2		0/2
2/2	5/5	0/2
3/10	1/2	1/6

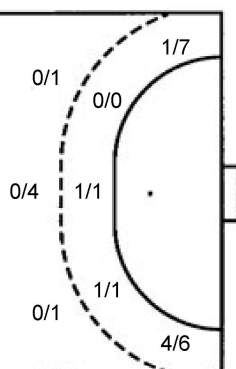
### Shots by position

#### ATTACK



7m penalties 0/0  
Fastbreak 19/26  
Breakthrough 5/8  
Long dist. 0/0

#### DEFENSE



7m penalties 3/5  
Fastbreak 0/0  
Breakthrough 8/11  
Long dist. 0/0

### Shooting statistics

Position	Goals	Sav.	Miss.	Post	Blk.	Total	%
Back (9m)	4	5	0	0	2	11	36
Line (6m)	6	2	0	2	0	10	60
Wing	13	3	1	1	0	18	72
7m penalties	0	0	0	0	0	0	0
Fastbreak	19	6	1	0	0	26	73
Breakthrough	5	2	0	1	0	8	63
<b>Total</b>	<b>47</b>	<b>18</b>	<b>2</b>	<b>4</b>	<b>2</b>	<b>73</b>	<b>64</b>

# Jersey number Tot. Total shooting 6m 6m (line) shooting 9m 9m shooting Wng Wing shooting FB Fastbreak sh. 7m 7m penalty sh.  
Brk. Breakthrough sh. LD Long distance sh. As. Assists PC Pass clear chance E7 Earned 7m pen. TF Technical faults St. Steals  
2m 2m punishments C7. Committed 7m E2 Earned 2m pun. YC. Yellow cards R/B Red/Blue cards Blk. Blocks S Starting Line-up

Handball statistics and livescore by Toma-soft ltd (www.toma-soft.hr)

