



4th IHF Men's Emerging Nations Championship



Final Round, 5-6. place

Match Team Statistics

Australia 22 - 34 Great Britain

30.4.2023. 16:00

Match No. 22

(10 - 17) (12 - 17)

Attendance: 50

Palace of Culture and Sports

Referees: Danielo Bozhinovski (MKD) / Viktor Nachevski (MKD)

Australia

#	Surname and name	S	Goals / shots							Attack					Def.			Penalties				TP		
			Tot.	%	9m	6m	Wing	7m	FB	Brk.	LD	As.	PC	E7	E2	TF	St.	C7	Blk	YC	2m		R	B
1	MCCOURT Bjoern Svineng	S										1	1											41:31
3	CROOK Jacob Alexander		1/1	100	1/1							1												31:20
4	LANGENBERG Hamish Liam	S	4/7	57			3/6	1/1						1						1				56:55
6	PROKIC Pavle	S	2/3	67			1/2			1/1						2	1							51:39
7	ANDERSON Timothy Ryan	S	1/4	25	0/3			1/1				2	3			7				1			2	47:12
8	GAHAN Caleb Wilson		3/8	38	2/7					1/1		3		1		6								43:12
9	MEAGHER Rohan Andrew		0/1	0	0/1											1								
10	LAUTZ Thiemo	S	1/2	50			1/2																	15:59
12	REID Daniel Mackenzie																							13:40
14	MCCOURT Liam Svineng	S	4/4	100	1/1					3/3		2	2		1	2								30:32
15	GILLESPIE Adam Aubrey John		2/2	100		1/1				1/1						2								15:49
17	PENA GONZALEZ Alejandro		0/2	0	0/2											3						1		15:10
19	WARRENER Karl Blandford	S	4/7	57		3/4				1/3					1	1				1				57:01
Team / bench																								
UKUPNO			22/41	54	4/15	4/5	5/10	2/2	1/3	6/6	0/0	9	6	2	2	24	2	2	0	0	4	0	0	

#	Surname and name	Saves / shots								
		Tot.	%	9m	6m	Wing	7m	FB	Brk.	LD
1	MCCOURT Bjoern Svineng	7/32	22	3/5	1/5	1/8	0/2	0/3	2/9	
12	REID Daniel Mackenzie	1/9	11		0/2	1/2		0/4	0/1	
TOTAL		8/41	20	3/5	1/7	2/10	0/2	0/7	2/10	0/0

Coach: **Taip Ramadani**

Number of attacks: 62, Efficiency: 35%, Average Duration: 32.00 seconds

Attack by type of defense

	Shots	9m	6m	Wing	TF	E7	E2
On def. 6-0	19/36	4/15	4/5	5/10	24	2	2
Fastbreak	1/3				0	0	0

Defense by type

	Total	9m	6m	Wing	Stl.	C7	2m
Def. 6-0	24/40	2/8	6/8	8/13	2	2	4
Fastbreak	7/7				0	0	0

Attack with superiority / minority / goalkeeper out

	Attack				Reaction		
	Att.	Eff.	Shots	TF	FB	LD	Tot.
7 on 6 (GK out)	5	20%	1/3	2	0/0	1/1	1/1
6 on 6 (GK out)	2	50%	1/1	1	0/0	0/0	0/0
6 on 6	47	36%	17/30	17			
6 on 5	4	25%	1/2	2			
5 on 6	4	50%	2/2	2			

Player superiority / GK out counted at the end of attack (in case it changes during attack)

Defense with superiority / minority / goalkeeper out

	Attack				Reaction		
	Att.	Eff.	Shots	TF	FB	LD	Tot.
7 on 6 (GK out)	5	40%	2/4	1	0/1	0/0	0/1
6 on 6 (GK out)	2	100%	2/2	0	0/0	0/0	0/0
6 on 6	46	54%	25/36	10			
5 on 6	3	33%	1/2	1			
6 on 5	5	60%	3/5	0			
6 on 4	2	50%	1/1	1			

Numbers show attacking numbers of opponent. Lower efficiency of opponent means better defense of this team

Jersey number Tot. Total shooting 6m 6m (line) shooting 9m 9m shooting Wng Wing shooting FB Fastbreak sh. 7m 7m penalty sh.
 Brk. Breakthrough sh. LD Long distance sh. As. Assists PC Pass clear chance E7 Earned 7m pen. TF Technical faults St. Steals
 2m 2m punishments C7. Committed 7m E2 Earned 2m pun. YC. Yellow cards R/B Red/Blue cards Blk. Blocks S Starting Line-up



4th IHF Men's Emerging Nations Championship



Final Round, 5-6. place

Match Team Statistics

Match No. 22

Australia 22 - 34 Great Britain

(10 - 17) (12 - 17)

30.4.2023. 16:00

Attendance: 50

Palace of Culture and Sports

Referees: Danielo Bozhinovski (MKD) / Viktor Nachevski (MKD)

Shot distribution by player

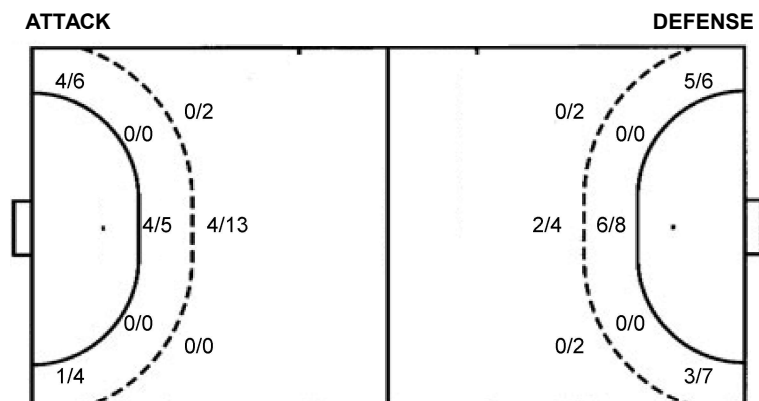
3 J. Crook	4 H. Langenberg	6 P. Prokic	7 T. Anderson	8 C. Gahan	9 R. Meagher	10 T. Lautz
1/1	1/1 1/1			2/2		
	0/2	1/1	0/2 0/1	0/1 1/1		
	2/2 0/1		1/1			1/2
		1 post		1 miss. 2 block	1 post	

14 L. Mccourt	15 A. Gillespie	17 A. Pena Gonzalez	19 K. Warrener	TOTAL
1/1	2/2	0/1	2/2 0/1	9/10 1/2 0/1
1/1			0/1	2/3 0/5 3/4
1/1			2/2	5/5 1/1 1/3
		1 block	1 post	3 post 1 miss. 3 block

Saves distribution goalkeepers

1 B. Mccourt	12 D. Reid	TOTAL
0/10 1/2 0/1	0/4 0/1	0/14 1/3 0/1
4/7 1/1 1/3	0/1 1/1	4/8 1/1 2/4
0/4 0/3	0/1 0/1	0/5 0/4

Shots by position



7m penalties 2/2
Fastbreak 1/3
Breakthrough 6/6
Long dist. 0/0

7m penalties 2/2
Fastbreak 7/7
Breakthrough 8/12
Long dist. 1/3

Shooting statistics

Position	Goals	Sav.	Miss.	Post	Blk.	Total	%
Back (9m)	4	6	1	1	3	15	27
Line (6m)	4	1	0	0	0	5	80
Wing	5	4	0	1	0	10	50
7m penalties	2	0	0	0	0	2	100
Fastbreak	1	1	0	1	0	3	33
Breakthrough	6	0	0	0	0	6	100
Total	22	12	1	3	3	41	54

Jersey number Tot. Total shooting 6m 6m (line) shooting 9m 9m shooting Wng Wing shooting FB Fastbreak sh. 7m 7m penalty sh.
Brk. Breakthrough sh. LD Long distance sh. As. Assists PC Pass clear chance E7 Earned 7m pen. TF Technical faults St. Steals
2m 2m punishments C7. Committed 7m E2 Earned 2m pun. YC. Yellow cards R/B Red/Blue cards Blk. Blocks S Starting Line-up

Handball statistics and livescore by Toma-soft ltd (www.toma-soft.hr)



4th IHF Men's Emerging Nations Championship



Final Round, 5-6. place

Match Team Statistics
Match No. 22

Australia 22 - 34 Great Britain
(10 - 17) (12 - 17)

30.4.2023. 16:00
Attendance: 50
Palace of Culture and Sports

Referees: Danielo Bozhinovski (MKD) / Viktor Nachevski (MKD)

Great Britain

#	Surname and name	S	Goals / shots								Attack				Def.		Penalties			TP			
			Tot.	%	9m	6m	Wing	7m	FB	Brk.	LD	As.	PC	E7	E2	TF	St.	C7	Blk		YC	2m	R
2	YULE Craig James	S	1/1	100			1/1								1								28:15
3	HIREL Jeremy		5/6	83			4/5				1/1			1		1	4	1					34:46
4	WHITE Christopher	S	3/6	50	0/2					3/3	0/1			6			2	1			1		43:58
6	WINTERBOTTOM Alex		1/2	50	0/1					1/1				4									26:09
7	EDGAR Sebastien James	S	6/8	75	2/2					1/1	2/3	1/2		4	6	1		2	4				54:51
8	DAMIANOU Robert																1						5:03
10	PEREIRA Francisco	S	11/20	55	0/2	1/1	3/7	2/2	5/5	0/3				1				4	1				29:14
11	PINHEIRO BABB Tiago		2/3	67	0/1				1/1	1/1								1					8:18
12	MC CLELLAND Craig	S															1						47:22
14	PLUMRIDGE Joshua Max													3		1	1		2				37:10
15	VELLENOWETH Sebastian																						4:16
16	GILLET Aaron																						5:57
18	TYLER Benjamin David	S	2/3	67		2/3											1			2	1		52:10
58	YONISH Ran	S	3/4	75		3/4											1	2		1			42:31
	Team / bench																						
	UKUPNO		34/53	64	2/8	6/8	8/13	2/2	7/7	8/12	1/3			18	7	2	2	13	14	2	3	0	2 0 0

Goalkeepers		Saves / shots								
#	Surname and name	Tot.	%	9m	6m	Wing	7m	FB	Brk.	LD
12	MC CLELLAND Craig	8/18	44	5/6	1/3	2/5	0/1	0/1	0/2	
16	GILLET Aaron	4/16	25	1/4	0/2	2/4	0/1	1/1	0/4	
	TOTAL	12/34	35	6/10	1/5	4/9	0/2	1/2	0/6	0/0

Coach: Ricardo Vasconcelos

Number of attacks: 63, Efficiency: 54%, Average Duration: 26.06 seconds

Attack by type of defense

	Shots	9m	6m	Wing	TF	E7	E2
On def. 6-0	24/40	2/8	6/8	8/13	13	2	2
Fastbreak	7/7				0	0	0

Defense by type

	Total	9m	6m	Wing	Stl.	C7	2m
Def. 6-0	19/36	4/15	4/5	5/10	14	2	2
Fastbreak	1/3				0	0	0

Attack with superiority / minority / goalkeeper out

	Attack				Reaction		
	Att.	Eff.	Shots	TF	FB	LD	Tot.
7 on 6 (GK out)	5	40%	2/4	1	0/1	0/0	0/1
6 on 6 (GK out)	2	100%	2/2	0	0/0	0/0	0/0
6 on 6	46	54%	25/36	10			
5 on 6	3	33%	1/2	1			
6 on 5	5	60%	3/5	0			
6 on 4	2	50%	1/1	1			

Player superiority / GK out counted at the end of attack (in case it changes during attack)

Defense with superiority / minority / goalkeeper out

	Attack				Reaction		
	Att.	Eff.	Shots	TF	FB	LD	Tot.
7 on 6 (GK out)	5	20%	1/3	2	0/0	1/1	1/1
6 on 6 (GK out)	2	50%	1/1	1	0/0	0/0	0/0
6 on 6	47	36%	17/30	17			
6 on 5	4	25%	1/2	2			
5 on 6	4	50%	2/2	2			

Numbers show attacking numbers of opponent. Lower efficiency of opponent means better defense of this team

Jersey number Tot. Total shooting 6m 6m (line) shooting 9m 9m shooting Wng Wing shooting FB Fastbreak sh. 7m 7m penalty sh.
Brk. Breakthrough sh. LD Long distance sh. As. Assists PC Pass clear chance E7 Earned 7m pen. TF Technical faults St. Steals
2m 2m punishments C7. Committed 7m E2 Earned 2m pun. YC. Yellow cards R/B Red/Blue cards Blk. Blocks S Starting Line-up



4th IHF Men's Emerging Nations Championship



Final Round, 5-6. place

Match Team Statistics

Match No. 22

Australia 22 - 34 Great Britain

(10 - 17) (12 - 17)

30.4.2023. 16:00

Attendance: 50

Palace of Culture and Sports

Referees: Danielo Bozhinovski (MKD) / Viktor Nachevski (MKD)

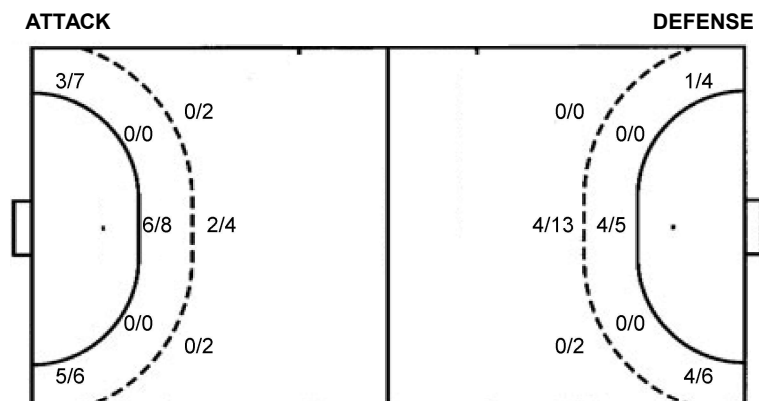
Shot distribution by player

2 C. Yule	3 J. Hirel	4 C. White	6 A. Winterbottom	7 S. Edgar	8 R. Damianou	10 F. Pereira
1/1	1/1 1/2 1/1 1/1 lob	1/1 0/1 1/1 2 post	0/1 1/1	3/3 1/1 1/2 1/1 1 miss.		5/5 1/2 1/2 0/1 3/3 1/1 6 miss.
11 T. Pinheiro Babb	14 J. Plumridge	15 S. Vellenoweth	18 B. Tyler	58 R. Yonish	TOTAL	
2/2 1 miss.			1/1 1/2	3/3 1 post	15/15 2/3 1/1 4/8 0/1 2/4 5/5 4/4 3 post 8 miss. 1/1 lob	

Saves distribution goalkeepers

12 C. Mc Clelland	16 A. Gillet	TOTAL
1/4 1/2 0/4	0/6 1/2 0/1 3/3 0/1 0/1 0/1	1/10 1/2 1/1 1/3 5/5 1/4 0/5 0/1 2/3

Shots by position



7m penalties 2/2
Fastbreak 7/7
Breakthrough 8/12
Long dist. 1/3

7m penalties 2/2
Fastbreak 1/3
Breakthrough 6/6
Long dist. 0/0

Shooting statistics

Position	Goals	Sav.	Miss.	Post	Blk.	Total	%
Back (9m)	2	3	2	1	0	8	25
Line (6m)	6	1	0	1	0	8	75
Wing	8	2	3	0	0	13	62
7m penalties	2	0	0	0	0	2	100
Fastbreak	7	0	0	0	0	7	100
Breakthrough	8	2	2	0	0	12	67
Total	33	8	7	2	0	50	66

Jersey number Tot. Total shooting 6m 6m (line) shooting 9m 9m shooting Wng Wing shooting FB Fastbreak sh. 7m 7m penalty sh.
Brk. Breakthrough sh. LD Long distance sh. As. Assists PC Pass clear chance E7 Earned 7m pen. TF Technical faults St. Steals
2m 2m punishments C7. Committed 7m E2 Earned 2m pun. YC. Yellow cards R/B Red/Blue cards Blk. Blocks S Starting Line-up



4th IHF Men's Emerging Nations Championship



Final Round, 5-6. place

Match Team Statistics

Match No. 22

Australia 22 - 34 Great Britain

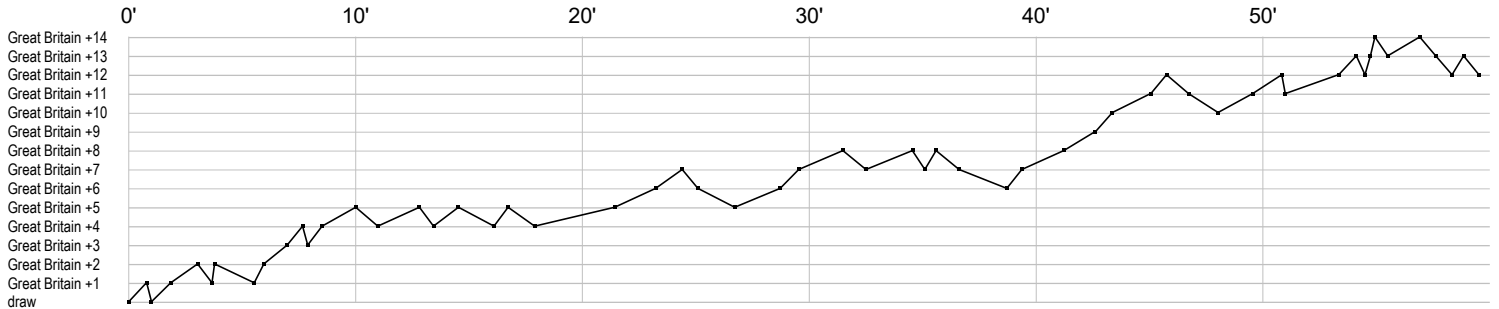
(10 - 17) (12 - 17)

30.4.2023. 16:00

Attendance: 50

Palace of Culture and Sports

Referees: Danielo Bozhinovski (MKD) / Viktor Nachevski (MKD)



Australia

1 Mccourt B	r r r r s r r r r r	r r s r s a s	r p r r	sr r r	r	r r s s r	r r r r		
3 Crook J					a				g
4 Langenberg H	g	g f b	g	2		f e			g
6 Prokic P		g	f bt	g		t			
7 Anderson T	f f ac tt t t	f t a t t p		2	2	p	g		
8 Gahan C	f f g	t g	f e a t f t			g	f t a t t a		
9 Meagher R				t					f
10 Lautz T	f						g		
12 Reid D							s r r r r r r r		
14 Mccourt L	a p		p t		t g g			g g	ai
15 Gillespie A				t	g			t	g
17 Pena		f 2				t f		t t	
19 Warrerer K	g g	g	f c	f		f	i g t		

Great Britain

2 Yule C	g								
3 Hirel J			t	t g	it g	g g	c ft	g	a
4 White C	g g	a g	a f t		a	f t a	ba	a f	2
6 Winterbottom					a g	f a	a	a	
7 Edgar S	f	p p g	gb gp p t	tbe g	p a	a bf a	p a g	bg	
8 Damianou R							t		
10 Pereira F	g g	bgbbg	f f f	g g c	f g g	f	f	f p g	bg g f
11 Pinheiro Babb				f				g bg	
12 Mc Clelland C	r t s s r s	r r s	r s r	r r s	r r s				
14 Plumridge J	a e		ab		bi				a
15 Vellenoweth S									
16 Gillet A					r r r r	s s s	r r	r	r r r r
18 Tyler B		x	t	f	x			2	g g
58 Yonish R	gf			b b		g x g		t	

In game	g Goal scored	f Missed shot	a Assist	t Technical faults	b Steal
2 2min suspension	e Earned 7m	c Committed 7m	y Yellow card	r Red Card	k Blue card
i Earned 2min.	x Block	4 4min suspension	p Pass for clear chance	s Saved shot	r Received goal