



4th IHF Men's Emerging Nations Championship



Final Round, 7-8. place

Match Team Statistics
Match No. 21

Andorra 14 - 36 Nigeria
(6 - 17) (8 - 19)

30.4.2023. 13:45
Attendance: 74
Palace of Culture and Sports

Referees: Khasan Ismoilov (UZB) / Khasan Ismoilov (UZB)

Andorra

Players		Goals / shots									Attack					Def.			Penalties			TP			
#	Surname and name	S	Tot.	%	9m	6m	Wing	7m	FB	Brk.	LD	As.	PC	E7	E2	TF	St.	C7	Blk	YC	2m		R	B	
2	JIMENEZ Daniel	S	2/4	50		1/2		0/1		1/1			1		2		1		2			2			60:00
3	VIDAL Jan	S														1									15:20
5	BALLESTER Marti	S	0/4	0	0/3					0/1			1			4	1	1							30:09
7	BRARD Joel	S	0/3	0			0/2			0/1						5	1								51:53
9	RUIZ Unai	S	1/10	10	1/7			0/1		0/2			1	1	1	1	3					1			44:45
10	APARICIO Oriol	S	3/5	60	0/2				1/1	2/2			1				4	1							49:44
13	GELABERT Roger		1/3	33		1/1	0/2									1									23:57
14	SORIANO Pol																								28:29
15	MANRESA Pau		3/7	43	0/1	1/1			1/3	1/2			1	2		8	1		1						34:09
18	PIFARRÉ Adria	S														1	1								9:48
20	ROS Alex		4/5	80	0/1		1/1	2/2		1/1			1	1		3									27:06
23	CHILLON LEACH Felix																								44:40
Team / bench																									
UKUPNO			14/41	34	1/14	3/4	1/5	2/4	2/4	5/10	0/0		4	5	4	1	31	5	3	1	0	3	0	0	

Goalkeepers		Saves / shots								
#	Surname and name	Tot.	%	9m	6m	Wing	7m	FB	Brk.	LD
3	VIDAL Jan	5/19	26	0/2	1/2	0/3	1/1	2/7	1/4	
23	CHILLON LEACH Felix	3/25	12	1/6	1/2	0/4	0/2	0/8	1/3	
TOTAL		8/44	18	1/8	2/4	0/7	1/3	2/15	2/7	0/0

Coach: **Alexandre Weikert**

Number of attacks: 67, Efficiency: 21%, Average Duration: 30.94 seconds

Attack by type of defense

	Shots	9m	6m	Wing	TF	E7	E2
On def. 6-0	10/33	1/14	3/4	1/5	31	4	1
Fastbreak	2/4				0	0	0

Defense by type

	Total	9m	6m	Wing	Stl.	C7	2m
Def. 6-0	19/30	7/9	2/5	7/10	5	3	3
Def. 5-1	2/3	0/1	0/0	0/0	0	0	0
Fastbreak	13/18				0	0	0

Attack with superiority / minority / goalkeeper out

	Attack				Reaction		
	Att.	Eff.	Shots	TF	FB	LD	Tot.
6 on 6	59	24%	14/31	28			
6 on 5	2	0%	0/2	0			
5 on 6	6	0%	0/3	3			

Player superiority / GK out counted at the end of attack (in case it changes during attack)

Defense with superiority / minority / goalkeeper out

	Attack				Reaction		
	Att.	Eff.	Shots	TF	FB	LD	Tot.
6 on 6 (GK out)	1	0%	0/1	0	0/0	0/0	0/0
6 on 6	59	51%	30/43	16			
6 on 5	9	67%	6/9	0			

Numbers show attacking numbers of opponent. Lower efficiency of opponent means better defense of this team

Jersey number Tot. Total shooting 6m 6m (line) shooting 9m 9m shooting Wng Wing shooting FB Fastbreak sh. 7m 7m penalty sh.
Brk. Breakthrough sh. LD Long distance sh. As. Assists PC Pass clear chance E7 Earned 7m pen. TF Technical faults St. Steals
2m 2m punishments C7. Committed 7m E2 Earned 2m pun. YC. Yellow cards R/B Red/Blue cards Blk. Blocks S Starting Line-up

Handball statistics and livescore by Toma-soft ltd (www.toma-soft.hr)



4th IHF Men's Emerging Nations Championship



Final Round, 7-8. place

Match Team Statistics

Match No. 21

Andorra 14 - 36 Nigeria

(6 - 17) (8 - 19)

30.4.2023. 13:45

Attendance: 74

Palace of Culture and Sports

Referees: Khasan Ismoilov (UZB) / Khasan Ismoilov (UZB)

Shot distribution by player

2 D. Jimenez

2/3		

1 post

5 M. Ballester

0/1		

3 miss.

7 J. Brard

2 post 1 miss.

9 U. Ruiz

0/1	0/1	
	0/2	
1/2		0/1

2 post 1 block

10 O. Aparicio

	0/1	
1/1		
1/1	0/1	1/1

13 R. Gelabert

		1/1

2 post

14 P. Soriano

15 P. Manresa

	0/1	
2/2	0/1	1/2

1 post

18 A. Pifarré

20 A. Ros

		1/1
3/3		

1 block

TOTAL

0/1	0/3	
1/1	0/2	2/2
9/12	0/2	2/4

8 post 4 miss. 2 block

Saves distribution goalkeepers

3 J. Vidal

1/2	0/1	0/1
1/1		
0/7	1/1	2/6

23 F. Chillon

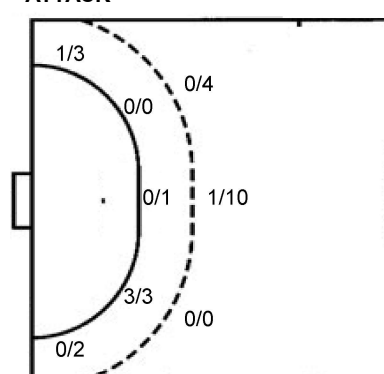
Leach		
0/3	1/2	0/3
1/2		
0/11	1/1	0/3

TOTAL

1/5	1/3	0/4
2/3		
0/18	2/2	2/9

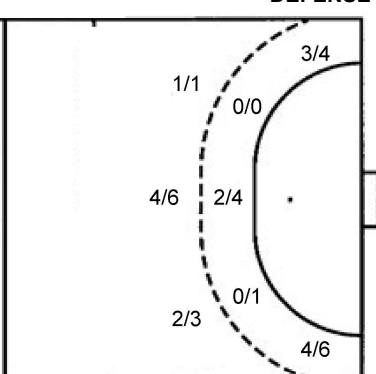
Shots by position

ATTACK



7m penalties 2/4
Fastbreak 2/4
Breakthrough 5/10
Long dist. 0/0

DEFENSE



7m penalties 2/3
Fastbreak 13/18
Breakthrough 5/8
Long dist. 0/1

Shooting statistics

Position	Goals	Sav.	Miss.	Post	Blk.	Total	%
Back (9m)	1	7	3	1	2	14	7
Line (6m)	3	1	0	0	0	4	75
Wing	1	0	1	3	0	5	20
7m penalties	2	1	0	1	0	4	50
Fastbreak	2	1	0	1	0	4	50
Breakthrough	5	3	0	2	0	10	50
Total	14	13	4	8	2	41	34

Jersey number Tot. Total shooting 6m 6m (line) shooting 9m 9m shooting Wng Wing shooting FB Fastbreak sh. 7m 7m penalty sh.
Brk. Breakthrough sh. LD Long distance sh. As. Assists PC Pass clear chance E7 Earned 7m pen. TF Technical faults St. Steals
2m 2m punishments C7. Committed 7m E2 Earned 2m pun. YC. Yellow cards R/B Red/Blue cards Blk. Blocks S Starting Line-up

Handball statistics and livescore by Toma-soft ltd (www.toma-soft.hr)



4th IHF Men's Emerging Nations Championship



Final Round, 7-8. place

Match Team Statistics
Match No. 21

Andorra 14 - 36 Nigeria
(6 - 17) (8 - 19)

30.4.2023. 13:45
Attendance: 74
Palace of Culture and Sports

Referees: Khasan Ismoilov (UZB) / Khasan Ismoilov (UZB)

Nigeria

Players		Goals / shots									Attack				Def.			Penalties			TP			
#	Surname and name	S	Tot.	%	9m	6m	Wing	7m	FB	Brk.	LD	As.	PC	E7	E2	TF	St.	C7	Blk	YC		2m	R	B
2	YUSUF Faruk	S	6/8	75	2/2		1/1	1/1	2/2	0/1	0/1	7	3			1	6							55:59
3	SALAMI Hakeem Damilare	S	9/11	82	1/1	1/1	2/3		4/5	1/1		2				2								60:00
4	ALIYU Aminu		0/1	0					0/1									1						4:01
5	AMUSAN Oluwaseun Adeniji	S	8/11	73	1/1		3/5		4/5			1	1		3									57:39
6	KUTI James Akorede	S	1/3	33		0/2			1/1							1	1							17:07
10	DIKKO Ibrahim	S	4/7	57	1/2	1/1			0/1	2/3		4	2	1	2	3	3							58:19
22	YUSUF Solomon	S	3/5	60	1/2				1/2	1/1		3				3	3	2				1		32:46
30	AGADA Anthony Ngedede		3/3	100	1/1		1/1		1/1			1				1	1	1	1					29:05
40	KINGSLEY IFENNA Okubuike																1				1			16:34
55	ADAMOLUGBE Oladunjoye Babatunde	S	0/1	0	0/1							2				1								59:36
99	BELLO Daniel		2/5	40		0/1		1/2		1/2				1	1	1			1					28:54
Team / bench																								
UKUPNO			36/55	65	7/10	2/5	7/10	2/3	13/18	5/8	0/1	19	6	3	3	16	15	4	2	0	1	1	0	

Goalkeepers		Saves / shots								
#	Surname and name	Tot.	%	9m	6m	Wing	7m	FB	Brk.	LD
55	ADAMOLUGBE Oladunjoye Babatunde	13/27	48	7/8	1/4	0/1	1/3	1/3	3/8	0/0
TOTAL		13/27	48	7/8	1/4	0/1	1/3	3/3	3/8	0/0

Coach: Solomon Martins Yola

Number of attacks: 69, Efficiency: 52%, Average Duration: 22.91 seconds

Attack by type of defense

	Shots	9m	6m	Wing	TF	E7	E2
On def. 6-0	19/30	7/9	2/5	7/10	15	3	3
On def. 5-1	2/3	0/1	0/0	0/0	1	0	0
Fastbreak	13/18				0	0	0

Defense by type

	Total	9m	6m	Wing	Stl.	C7	2m
Def. 6-0	10/33	1/14	3/4	1/5	15	4	1
Fastbreak	2/4				0	0	0

Attack with superiority / minority / goalkeeper out

	Attack				Reaction		
	Att.	Eff.	Shots	TF	FB	LD	Tot.
6 on 6 (GK out)	1	0%	0/1	0	0/0	0/0	0/0
6 on 6	59	51%	30/43	16			
6 on 5	9	67%	6/9	0			

Player superiority / GK out counted at the end of attack (in case it changes during attack)

Defense with superiority / minority / goalkeeper out

	Attack				Reaction		
	Att.	Eff.	Shots	TF	FB	LD	Tot.
6 on 6	59	24%	14/31	28			
6 on 5	2	0%	0/2	0			
5 on 6	6	0%	0/3	3			

Numbers show attacking numbers of opponent. Lower efficiency of opponent means better defense of this team

Jersey number Tot. Total shooting 6m 6m (line) shooting 9m 9m shooting Wng Wing shooting FB Fastbreak sh. 7m 7m penalty sh.
Brk. Breakthrough sh. LD Long distance sh. As. Assists PC Pass clear chance E7 Earned 7m pen. TF Technical faults St. Steals
2m 2m punishments C7. Committed 7m E2 Earned 2m pun. YC. Yellow cards R/B Red/Blue cards Blk. Blocks S Starting Line-up



4th IHF Men's Emerging Nations Championship



Final Round, 7-8. place

Match Team Statistics

Match No. 21

Andorra 14 - 36 Nigeria

(6 - 17) (8 - 19)

30.4.2023. 13:45

Attendance: 74

Palace of Culture and Sports

Referees: Khasan Ismoilov (UZB) / Khasan Ismoilov (UZB)

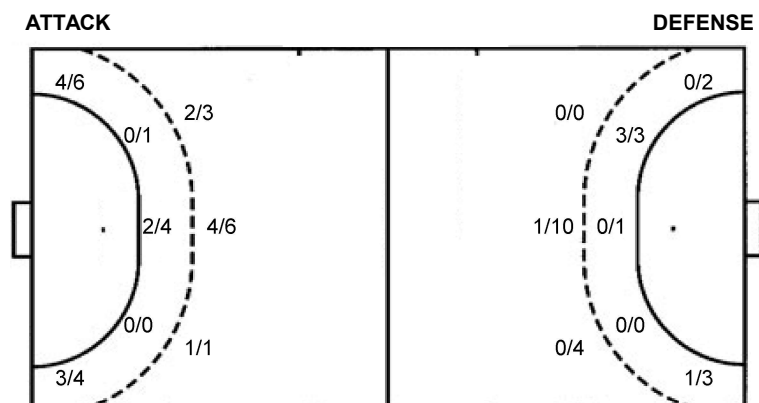
Shot distribution by player

2 F. Yusuf	3 H. Salami	4 A. Aliyu	5 O. Amusan	6 J. Kuti	10 I. Dikko	22 S. Yusuf
1/1	1/1		2/2	0/1	1/1 1/1	1/1
0/1			1/1		0/1	0/1
2/2	6/6		5/5	1/1	1/1 0/1 1/2	1/1
3/4	2/2					1/1
	2 post	1 post	2 post 1 miss.	1 miss.		1 block
30 A. Agada	40 O. Kingsley Ifenna	99 D. Bello	TOTAL			
1/1		0/1 1/1	4/5 2/3 4/4			
			1/3 0/1			
1/1		1/1 0/1	18/18 0/2 7/9			
		1 miss.	5 post 3 miss. 1 block			

Saves distribution goalkeepers

55 O. Adamolugbe	TOTAL
1/1 3/3	1/1 3/3
0/1 2/2 0/2	0/1 2/2 0/2
3/12 2/2 2/4	3/12 2/2 2/4

Shots by position



7m penalties 2/3
Fastbreak 13/18
Breakthrough 5/8
Long dist. 0/1

7m penalties 2/4
Fastbreak 2/4
Breakthrough 5/10
Long dist. 0/0

Shooting statistics

Position	Goals	Sav.	Miss.	Post	Blk.	Total	%
Back (9m)	7	1	1	0	1	10	70
Line (6m)	2	2	1	0	0	5	40
Wing	7	0	1	2	0	10	70
7m penalties	2	1	0	0	0	3	67
Fastbreak	13	2	0	3	0	18	72
Breakthrough	5	2	1	0	0	8	63
Total	36	8	4	5	1	54	67

Jersey number Tot. Total shooting 6m 6m (line) shooting 9m 9m shooting Wng Wing shooting FB Fastbreak sh. 7m 7m penalty sh.
Brk. Breakthrough sh. LD Long distance sh. As. Assists PC Pass clear chance E7 Earned 7m pen. TF Technical faults St. Steals
2m 2m punishments C7. Committed 7m E2 Earned 2m pun. YC. Yellow cards R/B Red/Blue cards Blk. Blocks S Starting Line-up

Handball statistics and livescore by Toma-soft ltd (www.toma-soft.hr)



4th IHF Men's Emerging Nations Championship



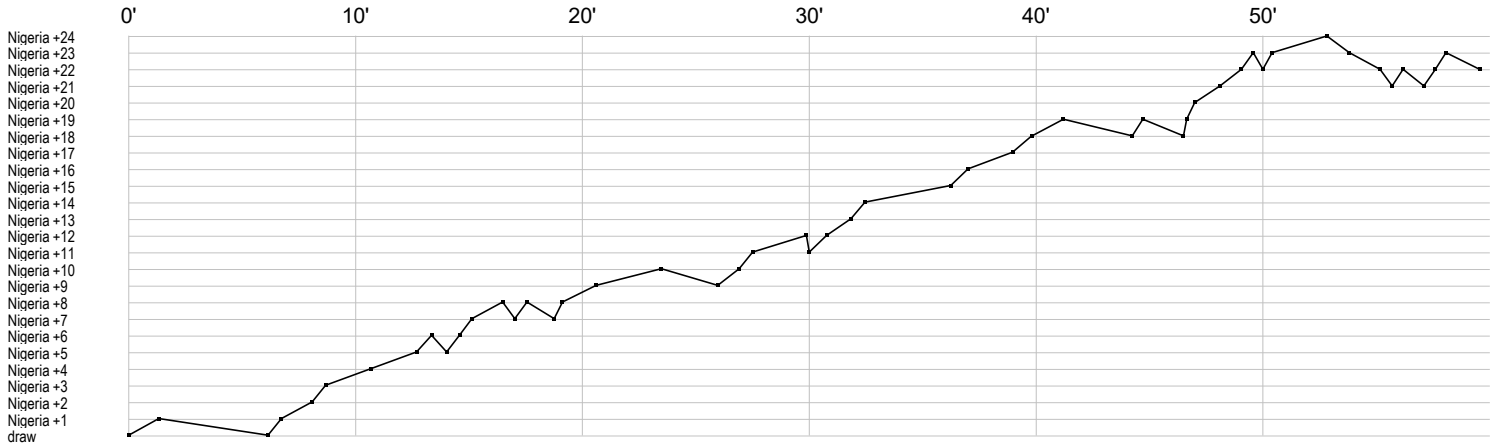
Final Round, 7-8. place

Match Team Statistics
Match No. 21

Andorra 14 - 36 Nigeria
(6 - 17) (8 - 19)

30.4.2023. 13:45
Attendance: 74
Palace of Culture and Sports

Referees: Khasan Ismoilov (UZB) / Khasan Ismoilov (UZB)



Andorra

2 Jimenez D	t	f	f	e	g	a	2c	c2	e	g							
3 Vidal J	r	r	r	r	r	r	r	r	r	s	r	s	sr	s	r	rr	ts
5 Ballester M	f	t	t	t	c	b	p	f	f	ft							
7 Brard J	b	f	t	t	t	t	f	f									
9 Ruiz U	f	f	f	t	f	g	t	p	a	f	i	e	f2	f	f	f	t
10 Aparicio O																	
13 Gelabert R																	
14 Soriano P																	
15 Manresa P	t	g	f	t	g	t	p	bt	f	t	f	t	pf				
18 Pifarré A	b																
20 Ros A																	
23 Chillón Leach																	

Nigeria

2 Yusuf F	p	a	bg	bg	bp	a	a	a	f	b	a	g	p	ag	bg	a	bg	f	t
3 Salami H	g	g	a	g	g	g	a	t	gg	f	t	g	f						
4 Aliyu A																			
5 Amusan O	f	f	f	gg	g	t	e	t	g	g	gg	g	t	p					
6 Kuti J	t																		
10 Dikko I	g	g	b	g	f	p	t	b	i	ba	tf	p	g	t	a	f	i	e	a
22 Yusuf S	a	t	t	t	g	g	b	c	a	c									
30 Agada A																			
40 Kingsley																			
55 Adamolugbe	s	ts	r	s	s	r	as	r	r	r	s	s	s	s	s	a	s	r	r
99 Bello D																			

In game	g	Goal scored	f	Missed shot	a	Assist	t	Technical faults	b	Steal
2 2min suspension	e	Earned 7m	c	Committed 7m	y	Yellow card	r	Red Card	k	Blue card
i Earned 2min.	x	Block	4	4min suspension	p	Pass for clear chance	s	Saved shot	r	Received goal