



# 4th IHF Men's Emerging Nations Championship



Final Round, 5-8. place

## Match Team Statistics

Match No. 15

## Andorra 19 - 32 Australia

(4 - 13) (15 - 19)

29.4.2023. 13:45

Attendance: 65

Palace of Culture and Sports

Referees: Khamis Al-Wahibi (OMA) / Omer Al-Shahi (OMA)

## Andorra

Players		Goals / shots										Attack					Def.			Penalties				TP
#	Surname and name	S	Tot.	%	9m	6m	Wing	7m	FB	Brk.	LD	As.	PC	E7	E2	TF	St.	C7	Blk	YC	2m	R	B	
2	JIMENEZ Daniel		5/5	100		1/1		3/3		1/1		2		1		1		2						47:59
3	VIDAL Jan		0/1	0							0/1					1								29:39
5	BALLESTER Martí	S	1/3	33	1/3									1		6	1							27:34
7	BRARD Joel	S	3/4	75			0/1		1/1		2/2						2							52:28
9	RUIZ Unai	S	5/20	25	4/19					1/1		3	1			2	2							53:09
10	APARICIO Oriol	S	1/2	50	1/2								1	1	1	2	2							38:54
13	GELABERT Roger		1/1	100			1/1									1								6:35
14	SORIANO Pol	S	1/2	50		1/1	0/1																	31:33
15	MANRESA Pau		0/3	0	0/2						0/1					6	2							53:14
18	PIFARRÉ Adria		0/2	0	0/2											1								0:01
20	ROS Alex	S	2/5	40	1/2	1/1	0/2									3		1			1			48:33
23	CHILLON LEACH Felix	S																						30:21
	Team / bench																				1			
	UKUPNO		19/48	40	7/28	3/5	1/5	3/3	1/1	2/2	2/4	5	2	3	1	23	9	3	0	1	1	0	0	

Goalkeepers		Saves / shots									
#	Surname and name	Tot.	%	9m	6m	Wing	7m	FB	Brk.	LD	
3	VIDAL Jan	3/22	14	1/6	1/6	0/4	0/1	1/3	0/2		
23	CHILLON LEACH Felix	8/21	38	3/8	0/2	2/3	1/2	1/4	1/2		
	TOTAL	11/43	26	4/14	1/8	2/7	1/3	2/7	1/4	0/0	

Coach: **Alexandre Weikert**

Number of attacks: 64, Efficiency: 30%, Average Duration: 31.05 seconds

## Attack by type of defense

	Shots	9m	6m	Wing	TF	E7	E2
On def. 6-0	13/40	7/28	3/5	1/5	23	3	1
Fastbreak	1/1				0	0	0

## Attack with superiority / minority / goalkeeper out

	Attack				Reaction		
	Att.	Eff.	Shots	TF	FB	LD	Tot.
6 on 6	61	31%	19/39	22			
6 on 5	1	0%	0/0	1			
5 on 6	2	0%	0/2	0			

Player superiority / GK out counted at the end of attack (in case it changes during attack)

## Defense by type

	Total	9m	6m	Wing	Stl.	C7	2m
Def. 5-1	4/9	3/5	0/0	1/3	2	2	1
Def. 4-2	5/9	2/5	2/3	0/0	3	0	0
Def. 3-3	16/21	5/6	5/7	4/6	4	1	0
Fastbreak	5/7				0	0	0

## Defense with superiority / minority / goalkeeper out

	Attack				Reaction		
	Att.	Eff.	Shots	TF	FB	LD	Tot.
7 on 6 (GK out)	19	63%	12/14	5	0/0	2/2	2/2
6 on 6 (GK out)	1	0%	0/0	1	0/0	0/0	0/0
6 on 6	40	48%	19/29	11			
6 on 5	3	33%	1/2	1			

Numbers show attacking numbers of opponent. Lower efficiency of opponent means better defense of this team

# Jersey number Tot. Total shooting 6m 6m (line) shooting 9m 9m shooting Wng Wing shooting FB Fastbreak sh. 7m 7m penalty sh.  
 Brk. Breakthrough sh. LD Long distance sh. As. Assists PC Pass clear chance E7 Earned 7m pen. TF Technical faults St. Steals  
 2m 2m punishments C7. Committed 7m E2 Earned 2m pun. YC. Yellow cards R/B Red/Blue cards Blk. Blocks S Starting Line-up

Handball statistics and livescore by Toma-soft ltd (www.toma-soft.hr)



# 4th IHF Men's Emerging Nations Championship

Final Round, 5-8. place



## Match Team Statistics

Match No. 15

**Andorra 19 - 32 Australia**

(4 - 13) (15 - 19)

29.4.2023. 13:45

Attendance: 65

Palace of Culture and Sports

Referees: Khamis Al-Wahibi (OMA) / Omer Al-Shahi (OMA)

## Shot distribution by player

### 2 D. Jimenez

1/1		2/2
		1/1

1/1 lob

### 5 M. Ballester

1/1		
0/1		

1 miss.

### 7 J. Brard

0/1		
	2/2	1/1

3 miss.

### 9 U. Ruiz

1/1	0/2	1/1
3/9		

3 miss. 4 block

### 10 O. Aparicio

		1/1
		0/1

### 13 R. Gelabert

	1/1	

### 14 P. Soriano

		1/1

1 miss.

### 15 P. Manresa

		0/2

1 miss.

### 18 A. Pifarré

	0/1	

1 post

### 20 A. Ros

1/1		
		1/1

3 miss.

### TOTAL

4/5	1/3	4/4
0/1	2/3	1/2
3/9		3/5

1 post 9 miss. 4 block 1/1 lob

## Saves distribution goalkeepers

### 3 J. Vidal

0/4		0/2
	1/1	
0/9		2/5

### 23 F. Chillon


2/3	1/4	1/3
		1/2
2/7		1/2

### TOTAL

2/7	1/4	1/5
	1/1	1/2
2/16		3/7


## Shots by position

### ATTACK



7m penalties 3/3  
Fastbreak 1/1  
Breakthrough 2/2  
Long dist. 2/4

### DEFENSE



7m penalties 2/3  
Fastbreak 5/7  
Breakthrough 3/4  
Long dist. 0/0

## Shooting statistics

Position	Goals	Sav.	Miss.	Post	Blk.	Total	%
Back (9m)	7	12	5	0	4	28	25
Line (6m)	3	1	0	1	0	5	60
Wing	1	1	3	0	0	5	20
7m penalties	3	0	0	0	0	3	100
Fastbreak	1	0	0	0	0	1	100
Breakthrough	2	0	0	0	0	2	100
Total	17	14	8	1	4	44	39

#	Jersey number	Tot.	Total shooting	6m	6m (line) shooting	9m	9m shooting	Wng	Wing shooting	FB	Fastbreak sh.	7m	7m penalty sh.
Brk.	Breakthrough sh.	LD	Long distance sh.	As.	Assists	PC	Pass clear chance	E7	Earned 7m pen.	TF	Technical faults	St.	Steals
2m	2m punishments	C7.	Committed 7m	E2	Earned 2m pun.	YC.	Yellow cards	R/B	Red/Blue cards	Blk.	Blocks	S	Starting Line-up

Handball statistics and livescore by Toma-soft ltd (www.toma-soft.hr)



# 4th IHF Men's Emerging Nations Championship



Final Round, 5-8. place

Match Team Statistics

Match No. 15

**Andorra 19 - 32 Australia**

(4 - 13) (15 - 19)

29.4.2023. 13:45

Attendance: 65

Palace of Culture and Sports

Referees: Khamis Al-Wahibi (OMA) / Omer Al-Shahi (OMA)

## Australia

Players			Goals / shots								Attack					Def.			Penalties					TP
#	Surname and name	S	Tot.	%	9m	6m	Wing	7m	FB	Brk.	LD	As.	PC	E7	E2	TF	St.	C7	Blk	YC	2m	R	B	
1	MCCOURT Bjoern Svineng	S																						29:50
3	CROOK Jacob Alexander		0/1	0						0/1						2	1							6:02
4	LANGENBERG Hamish Liam	S	3/7	43			2/5	1/2								1	1							44:37
5	FALLAH Christopher Abraham												1	1	1	1					1			44:31
6	PROKIC Pavle																							
7	ANDERSON Timothy Ryan	S	8/10	80	7/9				1/1			3	4			1	4							43:25
8	GAHAN Caleb Wilson	S	4/5	80	1/2	1/1			2/2			6				4	3	2						49:42
9	MEAGHER Rohan Andrew		2/4	50	1/2	1/2						1				3								18:46
10	LAUTZ Thiemo	S	4/4	100			3/3	1/1								1								30:26
12	REID Daniel Mackenzie																							24:20
14	MCCOURT Liam Svineng	S	4/6	67	1/2	2/2			0/1	1/1		3	1	1		1	1	1	2					44:55
15	GILLESPIE Adam Aubrey John		1/2	50		1/2																		26:19
17	PENA GONZALEZ Alejandro		1/1	100						1/1		1				2								5:31
19	WARRENER Karl Blandford	S	5/9	56	0/1	2/3	0/1		2/3	1/1				1		2	1		2					51:36
Team / bench																								
UKUPNO			32/49	65	10/16	7/10	5/9	2/3	5/7	3/4	0/0	14	6	3	1	18	11	3	4	0	1	0	0	

Goalkeepers			Saves / shots							
#	Surname and name	Tot.	%	9m	6m	Wing	7m	FB	Brk.	LD
1	MCCOURT Bjoern Svineng	9/13	69	7/8	1/2	1/1	0/1		0/1	
12	REID Daniel Mackenzie	5/18	28	5/11	0/2	0/1	0/2	0/1	0/1	
TOTAL		14/31	45	12/19	1/4	1/2	0/3	2/1	0/2	0/0

Coach: **Taip Ramadani**

Number of attacks: 63, Efficiency: 51%, Average Duration: 25.06 seconds

## Attack by type of defense

	Shots	9m	6m	Wing	TF	E7	E2
On def. 5-1	4/9	3/5	0/0	1/3	7	2	1
On def. 4-2	5/9	2/5	2/3	0/0	4	0	0
On def. 3-3	16/21	5/6	5/7	4/6	7	1	0
Fastbreak	5/7				0	0	0

## Defense by type

	Total	9m	6m	Wing	Stl.	C7	2m
Def. 6-0	13/40	7/28	3/5	1/5	11	3	1
Fastbreak	1/1				0	0	0

## Defense with superiority / minority / goalkeeper out

	Attack				Reaction		
	Att.	Eff.	Shots	TF	FB	LD	Tot.
6 on 6	61	31%	19/39	22			
6 on 5	1	0%	0/0	1			
5 on 6	2	0%	0/2	0			

Numbers show attacking numbers of opponent. Lower efficiency of opponent means better defense of this team

## Attack with superiority / minority / goalkeeper out

	Attack				Reaction		
	Att.	Eff.	Shots	TF	FB	LD	Tot.
7 on 6 (GK out)	19	63%	12/14	5	0/0	2/2	2/2
6 on 6 (GK out)	1	0%	0/0	1	0/0	0/0	0/0
6 on 6	40	48%	19/29	11			
6 on 5	3	33%	1/2	1			

Player superiority / GK out counted at the end of attack (in case it changes during attack)

# Jersey number Tot. Total shooting 6m 6m (line) shooting 9m 9m shooting Wng Wing shooting FB Fastbreak sh. 7m 7m penalty sh.  
 Brk. Breakthrough sh. LD Long distance sh. As. Assists PC Pass clear chance E7 Earned 7m pen. TF Technical faults St. Steals  
 2m 2m punishments C7 Committed 7m E2 Earned 2m pun. YC Yellow cards R/B Red/Blue cards Blk. Blocks S Starting Line-up

Handball statistics and livescore by Toma-soft Ltd (www.toma-soft.hr)



# 4th IHF Men's Emerging Nations Championship

Final Round, 5-8. place



## Match Team Statistics

Match No. 15

**Andorra 19 - 32 Australia**

(4 - 13) (15 - 19)

29.4.2023. 13:45

Attendance: 65

Palace of Culture and Sports

Referees: Khamis Al-Wahibi (OMA) / Omer Al-Shahi (OMA)

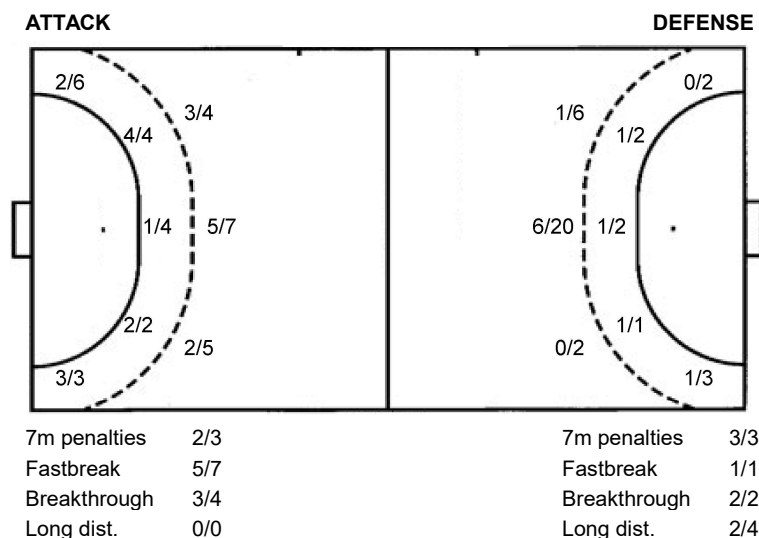
## Shot distribution by player

<b>3 J. Crook</b>	<b>4 H. Langenberg</b>	<b>5 C. Fallah</b>	<b>6 P. Prokic</b>	<b>7 T. Anderson</b>	<b>8 C. Gahan</b>	<b>9 R. Meagher</b>
	1/2			2/2	2/2	1/1
					0/1	
0/1	2/2			3/3	2/2	1/1
	1 miss.			1 post 1/1 lob		2 miss.
<b>10 T. Lautz</b>	<b>14 L. Mccourt</b>	<b>15 A. Gillespie</b>	<b>17 A. Pena Gonzalez</b>	<b>19 K. Warrenner</b>	<b>TOTAL</b>	
			1/1	0/1	5/7	3/4
	1/1	0/1			0/1	4/5
2/2	1/2	1/1		2/2		1/2
				2/3	14/16	4/7
				1 post 1 miss.	2 post 4 miss. 1/1 lob	

## Saves distribution goalkeepers

<b>1 B. Mccourt</b>	<b>12 D. Reid</b>	<b>TOTAL</b>
1/1	0/4	1/5
2/2	0/1	2/3
0/1	0/3	0/4
	1/1	1/1
		1/2
3/4	3/5	6/9
	0/2	2/5

## Shots by position



## Shooting statistics

Position	Goals	Sav.	Miss.	Post	Blk.	Total	%
Back (9m)	10	4	1	1	0	16	63
Line (6m)	7	1	1	1	0	10	70
Wing	5	2	2	0	0	9	56
7m penalties	2	1	0	0	0	3	67
Fastbreak	5	2	0	0	0	7	71
Breakthrough	3	1	0	0	0	4	75
<b>Total</b>	<b>32</b>	<b>11</b>	<b>4</b>	<b>2</b>	<b>0</b>	<b>49</b>	<b>65</b>

#	Jersey number	Tot.	Total shooting	6m	6m (line) shooting	9m	9m shooting	Wng	Wing shooting	FB	Fastbreak sh.	7m	7m penalty sh.
Brk.	Breakthrough sh.	LD	Long distance sh.	As.	Assists	PC	Pass clear chance	E7	Earned 7m pen.	TF	Technical faults	St.	Steals
2m	2m punishments	C7.	Committed 7m	E2	Earned 2m pun.	YC.	Yellow cards	R/B	Red/Blue cards	Blk.	Blocks	S	Starting Line-up

Handball statistics and livescore by Toma-soft ltd (www.toma-soft.hr)



Final Round, 5-8. place

### Match Team Statistics

### Match No. 15

**Andorra 19 - 32 Australia**

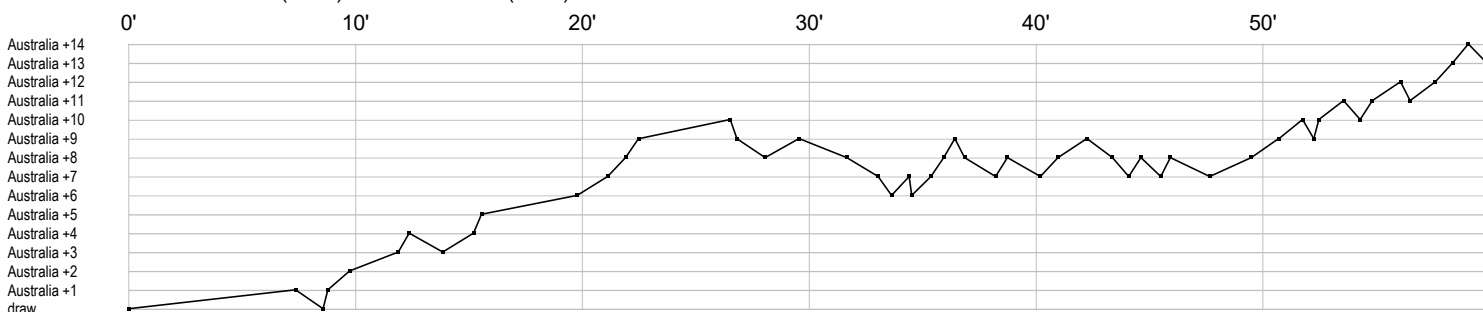
(4 - 13) (15 - 19)

29.4.2023. 13:45

Attendance: 65

## Palace of Culture and Sports

Referees: Khamis Al-Wahibi (OMA) / Omer Al-Shahi (OMA)



## Andorra

[illegible]

## Australia

[illegible]

In game	g	Goal scored	f	Missed shot	a	Assist	t	Technical faults	b	Steal
2 2min suspension	e	Earned 7m	c	Committed 7m	y	Yellow card	r	Red Card	k	Blue card
i Earned 2min.	x	Block	4	4min suspension	p	Pass for clear chance	s	Saved shot	r	Received goal

Handball statistics and livescore by Toma-soft Ltd ([www.toma-soft.hr](http://www.toma-soft.hr))