



4th IHF Men's Emerging Nations Championship



Group D, 3. round

Match Team Statistics

Azerbaijan 17 - 35 Nigeria

27.4.2023. 19:00

Match No. 12

(7 - 18) (10 - 17)

Attendance: 44

Palace of Culture and Sports

Referees: Philippe Linster (LUX) / Alain Rauchs (LUX)

Azerbaijan

Players		Goals / shots									Attack				Def.			Penalties				TP			
#	Surname and name	S	Tot.	%	9m	6m	Wing	7m	FB	Brk.	LD	As.	PC	E7	E2	TF	St.	C7	Blk	YC	2m	R	B		
1	MAMMADYAROV Elshad	S															2								53:08
4	MUSAYEV Vusal		2/5	40	0/1	1/1	1/3										1	2							37:50
7	SARKHANOV Emil		0/1	0					0/1								2	1							27:59
8	GULIYEV Elkin	S	0/4	0	0/3					0/1							4								23:50
11	NAZARALIYEV Sabir	S	4/6	67		2/3			1/1	1/2			3	3		1	10	1	1				1		57:00
13	EYYUBLU Emil	S	0/1	0			0/1										3								33:01
18	MEHDIYEV Amin	S	2/2	100		2/2									1		1								22:15
19	ISMAYILOV Ruslan		2/4	50	0/1				2/2	0/1			1	1			2								41:50
22	ISMAYILOV Javid	S	2/6	33	1/2		0/1		1/2	0/1							6		1				1		36:10
24	MURADOV Raul																1								6:52
77	ALIYEV Royal	S	3/4	75			2/2	1/1		0/1			1	1			3								60:00
99	ARIKHOV Sadig		2/7	29	1/5		0/1			1/1			1	1			2								20:05
	Team / bench																								
	UKUPNO		17/40	43	2/12	5/6	3/8	1/1	4/6	2/7	0/0		8	6	1	1	37	4	2	0	0	2	0	0	

Goalkeepers		Saves / shots								
#	Surname and name	Tot.	%	9m	6m	Wing	7m	FB	Brk.	LD
1	MAMMADYAROV Elshad	7/40	18	1/7	1/2	1/5	0/2	3/18	1/6	
24	MURADOV Raul	3/5	60	1/2				2/3		
	TOTAL	10/45	22	2/9	1/2	1/5	0/2	5/21	1/6	0/0

Coach: Nasser Salimi

Number of attacks: 71, Efficiency: 24%, Average Duration: 27.61 seconds

Attack by type of defense

	Shots	9m	6m	Wing	TF	E7	E2
On def. 6-0	12/32	2/12	5/6	3/8	36	1	1
On def. 4-2	0/0	0/0	0/0	0/0	1	0	0
Fastbreak	4/6				0	0	0

Defense by type

	Total	9m	6m	Wing	Stl.	C7	2m
Def. 6-0	17/29	7/10	1/4	4/9	4	2	2
Fastbreak	16/21				0	0	0

Attack with superiority / minority / goalkeeper out

	Attack				Reaction		
	Att.	Eff.	Shots	TF	FB	LD	Tot.
6 on 6	65	25%	16/32	33			
6 on 5	2	50%	1/1	1			
5 on 6	4	0%	0/1	3			

Player superiority / GK out counted at the end of attack (in case it changes during attack)

Defense with superiority / minority / goalkeeper out

	Attack				Reaction		
	Att.	Eff.	Shots	TF	FB	LD	Tot.
6 on 6	60	52%	31/45	15			
5 on 6	2	50%	1/1	1			
6 on 5	6	50%	3/5	1			

Numbers show attacking numbers of opponent. Lower efficiency of opponent means better defense of this team

Jersey number Tot. Total shooting 6m 6m (line) shooting 9m 9m shooting Wng Wing shooting FB Fastbreak sh. 7m 7m penalty sh.
 Brk. Breakthrough sh. LD Long distance sh. As. Assists PC Pass clear chance E7 Earned 7m pen. TF Technical faults St. Steals
 2m 2m punishments C7. Committed 7m E2 Earned 2m pun. YC. Yellow cards R/B Red/Blue cards Blk. Blocks S Starting Line-up

Handball statistics and livescore by Toma-soft ltd (www.toma-soft.hr)



4th IHF Men's Emerging Nations Championship



Group D, 3. round

Match Team Statistics

Match No. 12

Azerbaijan 17 - 35 Nigeria

(7 - 18) (10 - 17)

27.4.2023. 19:00

Attendance: 44

Palace of Culture and Sports

Referees: Philippe Linster (LUX) / Alain Rauchs (LUX)

Shot distribution by player

4 V. Musayev

1/1	1/1	
0/1		

1 post 1 block

7 E. Sarkhanov

0/1		

8 E. Guliyev

0/1	0/2	0/1

11 S. Nazaraliyev

1/1		
2/3		

1 post 1/1 lob

13 E. Eyyublu

		0/1

18 A. Mehdiyev

	1/1	
1/1		

19 R. Ismayilov

		2/3

1 block

22 J. Ismayilov

2/2		

4 miss.

77 R. Aliyev

2/2		
0/1		
	1/1	

99 S. Arikhov

1/2	0/1	
0/1	1/1	0/1

1 block

TOTAL

6/6	2/2	
4/10	0/3	2/5
0/1	2/2	0/1

2 post 4 miss. 3 block 1/1 lob

Saves distribution goalkeepers

1 E.

Mammadyarov

1/15	0/1	0/2
4/13	1/3	1/5
0/1		

24 R. Muradov

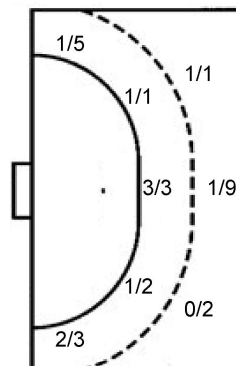
2/3		1/1
	0/1	

TOTAL

1/15	0/1	0/2
6/16	1/3	2/6
0/1	0/1	

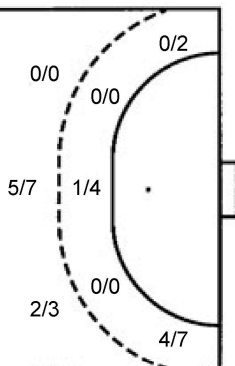
Shots by position

ATTACK



7m penalties 1/1
Fastbreak 4/6
Breakthrough 2/7
Long dist. 0/0

DEFENSE



7m penalties 2/2
Fastbreak 16/21
Breakthrough 5/6
Long dist. 0/0

Shooting statistics

Position	Goals	Sav.	Miss.	Post	Blk.	Total	%
Back (9m)	2	6	1	0	3	12	17
Line (6m)	5	0	0	1	0	6	83
Wing	3	3	1	1	0	8	38
7m penalties	1	0	0	0	0	1	100
Fastbreak	4	1	1	0	0	6	67
Breakthrough	2	4	1	0	0	7	29
Total	17	14	4	2	3	40	43

Jersey number Tot. Total shooting 6m 6m (line) shooting 9m 9m shooting Wng Wing shooting FB Fastbreak sh. 7m 7m penalty sh.
Brk. Breakthrough sh. LD Long distance sh. As. Assists PC Pass clear chance E7 Earned 7m pen. TF Technical faults St. Steals
2m 2m punishments C7. Committed 7m E2 Earned 2m pun. YC. Yellow cards R/B Red/Blue cards Blk. Blocks S Starting Line-up

Handball statistics and livescore by Toma-soft ltd (www.toma-soft.hr)



4th IHF Men's Emerging Nations Championship



Group D, 3. round

Match Team Statistics
Match No. 12

Azerbaijan 17 - 35 Nigeria
(7 - 18) (10 - 17)

27.4.2023. 19:00
Attendance: 44
Palace of Culture and Sports

Referees: Philippe Linster (LUX) / Alain Rauchs (LUX)

Nigeria

#	Surname and name	S	Goals / shots								Attack				Def.			Penalties				TP		
			Tot.	%	9m	6m	Wing	7m	FB	Brk.	LD	As.	PC	E7	E2	TF	St.	C7	Blk	YC	2m		R	B
2	YUSUF Faruk	S	13/17	76	1/2		4/6	2/2	6/7				3	5		4	3	1						60:00
3	SALAMI Hakeem Damilare		7/13	54		0/1	0/2		7/10				2			4								60:00
4	ALIYU Aminu		2/2	100	1/1					1/1			2			4								16:45
5	AMUSAN Oluwaseun Adeniji		0/1	0			0/1																	6:36
6	KUTI James Akorede	S	3/5	60		1/3			2/2				1		1	1	2							25:40
10	DIKKO Ibrahim	S	1/3	33	0/1					1/2			3	1	1	1	3	2						42:22
22	YUSUF Solomon		1/1	100	1/1								2	1			1							17:38
30	AGADA Anthony Ngbede	S															1		1					34:09
40	KINGSLEY IFENNA Okubuike	S	1/2	50					1/2				3	2		1	3				1			38:52
55	ADAMOLUGBE Oladunjoye Babatunde	S											3			2	1							60:00
83	ANI Obinna	S	7/8	88	4/5					3/3			3	1		2	3		1					53:24
99	BELLO Daniel																		1					4:34
Team / bench																								
UKUPNO			35/52	67	7/10	1/4	4/9	2/2	16/21	5/6	0/0		18	13	2	2	17	20	1	3	0	1	0	0

#	Surname and name	Saves / shots								
		Tot.	%	9m	6m	Wing	7m	FB	Brk.	LD
55	ADAMOLUGBE Oladunjoye Babatunde	14/31	45	6/8	0/5	3/6	0/1	1/5	4/6	
TOTAL		14/31	45	6/8	0/5	3/6	0/1	6/5	4/6	0/0

Coach: Solomon Martins Yola

Number of attacks: 68, Efficiency: 51%, Average Duration: 24.93 seconds

Attack by type of defense

	Shots	9m	6m	Wing	TF	E7	E2
On def. 6-0	17/29	7/10	1/4	4/9	17	2	2
Fastbreak	16/21				0	0	0

Defense by type

	Total	9m	6m	Wing	Stl.	C7	2m
Def. 6-0	12/32	2/12	5/6	3/8	19	1	1
Def. 4-2	0/0	0/0	0/0	0/0	1	0	0
Fastbreak	4/6				0	0	0

Attack with superiority / minority / goalkeeper out

	Attack				Reaction		
	Att.	Eff.	Shots	TF	FB	LD	Tot.
6 on 6	60	52%	31/45	15			
5 on 6	2	50%	1/1	1			
6 on 5	6	50%	3/5	1			

Player superiority / GK out counted at the end of attack (in case it changes during attack)

Defense with superiority / minority / goalkeeper out

	Attack				Reaction		
	Att.	Eff.	Shots	TF	FB	LD	Tot.
6 on 6	65	25%	16/32	33			
6 on 5	2	50%	1/1	1			
5 on 6	4	0%	0/1	3			

Numbers show attacking numbers of opponent. Lower efficiency of opponent means better defense of this team

Jersey number Tot. Total shooting 6m 6m (line) shooting 9m 9m shooting Wng Wing shooting FB Fastbreak sh. 7m 7m penalty sh.
Brk. Breakthrough sh. LD Long distance sh. As. Assists PC Pass clear chance E7 Earned 7m pen. TF Technical faults St. Steals
2m 2m punishments C7. Committed 7m E2 Earned 2m pun. YC. Yellow cards R/B Red/Blue cards Blk. Blocks S Starting Line-up

Handball statistics and livescore by Toma-soft ltd (www.toma-soft.hr)



4th IHF Men's Emerging Nations Championship



Group D, 3. round

Match Team Statistics

Match No. 12

Azerbaijan 17 - 35 Nigeria

(7 - 18) (10 - 17)

27.4.2023. 19:00

Attendance: 44

Palace of Culture and Sports

Referees: Philippe Linster (LUX) / Alain Rauchs (LUX)

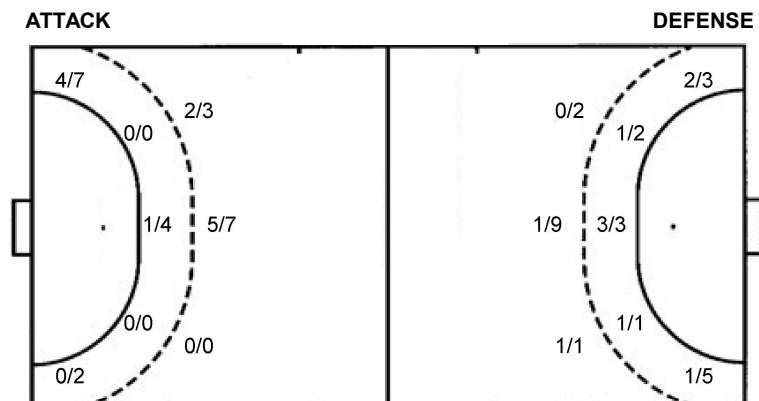
Shot distribution by player

2 F. Yusuf	3 H. Salami	4 A. Aliyu	5 O. Amusan	6 J. Kuti	10 I. Dikko	22 S. Yusuf
6/6	3/4	1/1		1/1		
3/4	2/5	1/1		2/2	0/2	
1/1						1/1
2 miss.	1 post 1 miss.		1 miss.	1 post		
30 A. Agada	40 O. Kingsley Ifenna	83 O. Ani	99 D. Bello	TOTAL		
		3/3		14/15	1/1	2/2
		2/2		10/16	2/3	4/6
				1/1	1/1	
		1 post		3 post 4 miss.		

Saves distribution goalkeepers

55 O. Adamolugbe	TOTAL
0/6	0/6
6/10	6/10
1/1	1/1
0/2	0/2
3/3	3/3
0/2	0/2
3/5	3/5
1/1	1/1

Shots by position



7m penalties 2/2
Fastbreak 16/21
Breakthrough 5/6
Long dist. 0/0

7m penalties 1/1
Fastbreak 4/6
Breakthrough 2/7
Long dist. 0/0

Shooting statistics

Position	Goals	Sav.	Miss.	Post	Blk.	Total	%
Back (9m)	7	2	0	1	0	10	70
Line (6m)	1	1	1	1	0	4	25
Wing	4	1	3	1	0	9	44
7m penalties	2	0	0	0	0	2	100
Fastbreak	16	5	0	0	0	21	76
Breakthrough	5	1	0	0	0	6	83
Total	35	10	4	3	0	52	67

Jersey number Tot. Total shooting 6m 6m (line) shooting 9m 9m shooting Wng Wing shooting FB Fastbreak sh. 7m 7m penalty sh.
Brk. Breakthrough sh. LD Long distance sh. As. Assists PC Pass clear chance E7 Earned 7m pen. TF Technical faults St. Steals
2m 2m punishments C7. Committed 7m E2 Earned 2m pun. YC. Yellow cards R/B Red/Blue cards Blk. Blocks S Starting Line-up

Handball statistics and livescore by Toma-soft ltd (www.toma-soft.hr)



4th IHF Men's Emerging Nations Championship



Group D, 3. round

Match Team Statistics

Match No. 12

Azerbaijan 17 - 35 Nigeria

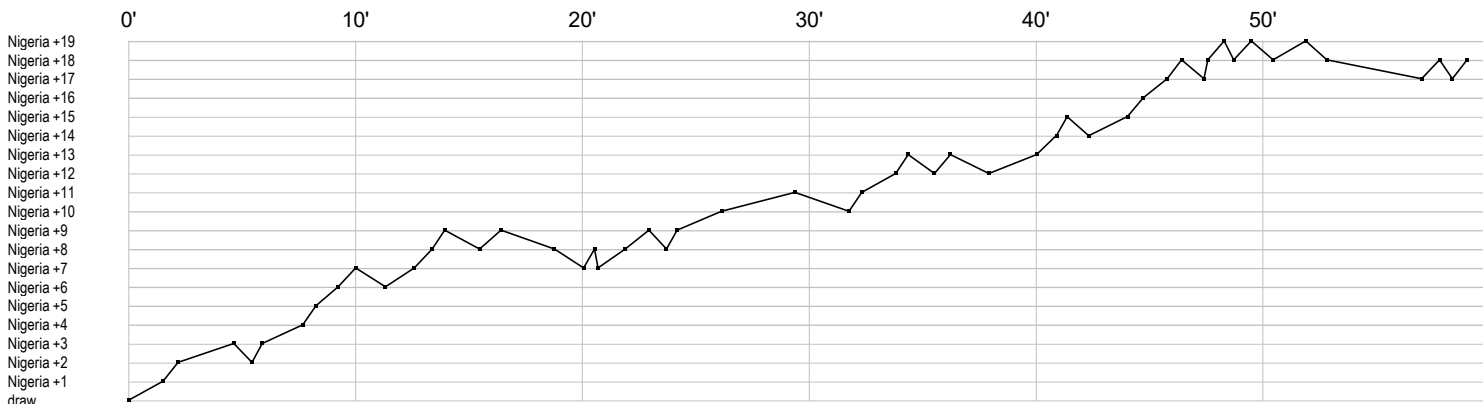
(7 - 18) (10 - 17)

27.4.2023. 19:00

Attendance: 44

Palace of Culture and Sports

Referees: Philippe Linster (LUX) / Alain Rauchs (LUX)



Azerbaijan

1 Mammadyarov	r r s r r r r r r r r r r s r	r r sr r sr s r	s r r r r t t s r r s r r r r r r r	r	
4 Musayev V		b		g g f f bt f	
7 Sarkhanov E	t t		ba	f a	
8 Guliyev E	t f t t f	f t	f		
11 Nazaraliyev S	t t i t g f t g a	t t	f g p g t t ta	t c a bpp 2	
13 Eyyublu E		t f		t t t t t t t t t t	
18 Mehdiyev A				t e g g t t t	
19 Ismayilov R		g	p t ta		fg
22 Ismayilov J	g	t 2c	g t f		t t t f f t
24 Muradov R				t	s sr r
77 Aliyev R	p t	g	f g t a	t g	
99 Arikhov S			g f f f f	t f a t p	g

Nigeria

2 Yusuf F	a ba g g g g g g	f	t g g g f g	g g c ba gb t p pt f p t f p
3 Salami H	g g	ba ba	fg g	bf f f bg g f g
4 Aliyu A	g t t	g	t p pt	
5 Amusan O				f
6 Kuti J		t	f	g f g ba bg i
10 Dikko I	a b f a t i e	p	t g f b a t	
22 Yusuf S				p e pb g
30 Agada A		b		x
40 Kingsley	2 g ba	p	p	ba bf a t
55 Adamolugbe	s r s r s sr r r	a r	at s s s r	as r sr b r s r r r sts r sr r
83 Ani O	g g	a f t	g	t g g xa p ba g b b g
99 Bello D				

In game	g Goal scored	f Missed shot	a Assist	t Technical faults	b Steal
2 2min suspension	e Earned 7m	c Committed 7m	y Yellow card	r Red Card	k Blue card
i Earned 2min.	x Block	4 4min suspension	p Pass for clear chance	s Saved shot	r Received goal