



# IHF Men's Emerging Nations Championship

## Tbilisi (Georgia)

### Group B



Match Team Statistics

## Georgia 37 - 17 Ireland

10.6.2019. 18:00

Match No. 17

(18 - 7) (19 - 10)

Attendance: 300

Tbilisi Sport Palace

Referees: Vladimir Jovandic (SRB) / Marko Sekulic (SRB)

### Georgia

Players		Goals / shots										Attack				Def.			Penalties			TP		
#	Surname and name	S	Tot.	%	9m	6m	Wing	7m	FB	Brk.	LD	As.	E7	E2	TF	St.	C7	Blk	YC	2m	RC		BC	
2	IMNADZE Jemal		1/2	50			1/1		0/1															34:20
5	KALANDADZE Nikoloz		2/5	40	2/3			0/1		0/1		7				1		1						24:23
7	RUSTAMOV Khazein	S	2/3	67			1/1		1/2							2	1			1				33:03
8	CHIKOVANI Irakli	S	1/6	17	0/4					1/2		3			1	1		1		1				31:39
9	MIKAVA Giorgi		4/4	100		3/3			1/1					1	1					1				22:25
10	KBILASHVILI Irakli	S	3/5	60	1/1	1/1			0/1	0/1	1/1	2	1	1		1		1	1					27:41
11	TSKHOVREBADZE Giorgi	S	7/10	70	3/5			1/1	3/4			4		1	3	1	1							39:58
12	TSINTSADZE Zurab		1/1	100							1/1	3												23:28
14	ORJONIKIDZE Teimuraz	S	3/4	75	1/2				1/1	1/1		3						4						32:04
20	ARSENASHVILI Erekle		4/4	100		4/4									1						1			42:26
22	TEVZADZE Shota	S																						26:29
23	CHANTURIA Revaz	S	1/2	50			1/2																	20:14
24	GOGOLADZE Irakli		5/6	83			2/3		3/3															39:36
31	DIKHAMINJIA Giorgi Arvelodi		3/5	60	0/1				1/1	1/2	1/1		1					1			1			22:14
	Team / bench																				1			
	UKUPNO		37/57	65	7/16	8/8	5/7	1/2	10/14	3/7	3/3	22	2	3	6	10	3	3	2	5	0	0		

Goalkeepers		Saves / shots									
#	Surname and name	Tot.	%	9m	6m	Wing	7m	FB	Brk.	LD	
12	TSINTSADZE Zurab	8/18	44	3/6	2/3	2/8	1/1				
22	TEVZADZE Shota	11/18	61	7/10		3/5	1/2		0/1		
	TOTAL	19/36	53	10/16	2/3	5/13	2/3	0/0	0/1	0/0	

Coach: Nikola Maksimovic

Number of attacks: 60, Efficiency: 62%, Average Duration: 28,4 seconds

### Attack by type of defense

	Shots	9m	6m	Wing	TF	E7	E2
On def. 6-0	23/38	7/16	8/8	5/7	6	2	3
Fastbreak	10/14				0	0	0

### Defense by type

	Total	9m	6m	Wing	Stl.	C7	2m
Def. 6-0	16/42	6/23	1/4	8/14	10	3	5
Fastbreak	0/0				0	0	0

### Attack with goalkeeper out

	Attack				Reaction		
	Att.	Eff.	Shots	TF	FB	LD	Tot.
GK out (7 on 6)	3	100%	3/5	0	0/0	0/0	0/0
GK out pl. minority	4	75%	3/4	0	0/0	0/0	0/0
GK in	53	58%	31/48	6	0/0	0/0	0/0

GK out attack is counted if one part or whole attack was GK out

### Defense with opponent goalkeeper out

	Attack				Reaction		
	Att.	Eff.	Shots	TF	FB	LD	Tot.
GK out (7 on 6)	4	50%	2/3	2	0/0	1/1	1/1
GK out pl. super.	2	0%	0/0	1	0/0	0/0	0/0
GK in	54	28%	15/42	17	10/14	2/2	12/16

### Attack with player superiority/minority

	Attack				Reaction		
	Att.	Eff.	Shots	TF	FB	LD	Tot.
Superiority +1	12	58%	7/14	0	0/0	0/0	0/0
Normal	39	64%	25/35	5	0/0	0/0	0/0
Minority -1	9	56%	5/8	1	0/0	0/0	0/0

Player superiority counted at the end of attack (in case it changes during attack)

### Defense with player superiority/minority

	Attack				Reaction		
	Att.	Eff.	Shots	TF	FB	LD	Tot.
Minority -1	11	36%	4/8	2	2/2	0/0	2/2
Normal	37	24%	9/28	13	7/9	1/1	8/10
Superiority +1	11	36%	4/8	4	1/3	2/2	3/5

# Jersey number Tot. Total shooting 6m 6m (line) shooting 9m 9m shooting Wng. Wing shooting FB Fastbreak sh. 7m 7m penalty sh.  
 Brk. Breakthrough sh. LD Long distance sh. As. Assists E7 Earned 7m pen. TF Technical Faults St. Steals 2m 2m punishments  
 C7. Committed 7m E2 Earned 2m pun. YC. Yellow cards RC Red cards BC Blue cards Blk. Blocks S Starting Line-up



# IHF Men's Emerging Nations Championship

## Tbilisi (Georgia)

### Group B



Match Team Statistics

Match No. 17

## Georgia 37 - 17 Ireland

(18 - 7) (19 - 10)

10.6.2019. 18:00

Attendance: 300

Tbilisi Sport Palace

Referees: Vladimir Jovandic (SRB) / Marko Sekulic (SRB)

### Shot distribution by player

**2 J. Imnadze**

		1/1

1 post

**5 N. Kalandadze**

0/1		
2/2		

2 post

**7 K. Rustomov**

	1/1	

1 miss. 1/1 lob

**8 I. Chikovani**

0/1		1/1

2 post 2 miss.

**9 G. Mikava**

2/2		
		2/2

**10 I. Kbilashvili**

		0/1
	1/1	
		1/1

1 miss. 1/1 lob

**11 G. Tskhovrebadze**

2/2	0/1	
1/1		1/1
1/1		2/3

1 post

**14 T. Orjonikidze**

		1/2
1/1		
1/1		

**20 E. Arsenashvili**

		1/1
		3/3

**23 R. Chanturia**

0/1		

1/1 lob

**24 I. Gogoladze**

2/2		2/3

1/1 lob

**31 G. Dikhaminjia**

		0/1
1/1		
	1/1	1/1

1 miss.

**TOTAL**

4/6	1/2	3/6
3/4	1/1	1/1
6/6	1/1	12/14

6 post 5 miss. 4/4 lob

### Saves distribution goalkeepers

**12 Z. Tsintsadze**

	1/1	2/2
2/2		3/4
0/5	0/3	

**22 S. Tevzadze**

1/1	1/1	1/1
2/2	1/1	2/3
1/4	0/1	2/4

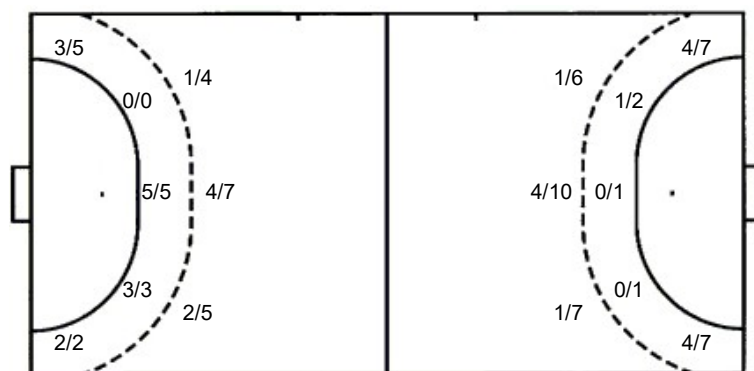
**TOTAL**

1/1	2/2	3/3
4/4	1/1	5/7
1/9	0/4	2/4

### Shots by position

**ATTACK**

**DEFENSE**



### Shooting statistics

Position	Goals	Sav.	Miss.	Post	Blk.	Total	%
Back (9m)	7	3	2	4	0	16	44
Line (6m)	8	0	0	0	0	8	100
Wing	5	2	0	0	0	7	71
7m penalties	1	1	0	0	0	2	50
Fastbreak	10	1	2	1	0	14	71
Breakthrough	3	2	1	1	0	7	43
<b>Total</b>	<b>34</b>	<b>9</b>	<b>5</b>	<b>6</b>	<b>0</b>	<b>54</b>	<b>63</b>

7m penalties 1/2  
Fastbreak 10/14  
Breakthrough 3/7  
Long dist. 3/3

7m penalties 1/3  
Fastbreak 0/0  
Breakthrough 1/1  
Long dist. 0/0

# Jersey number    Tot. Total shooting    6m 6m (line) shooting    9m 9m shooting    Wng. Wing shooting    FB Fastbreak sh.    7m 7m penalty sh.  
Brk. Breakthrough sh.    LD Long distance sh.    As. Assists    E7 Earned 7m pen.    TF Technical Faults    St. Steals    2m 2m punishments  
C7. Committed 7m    E2 Earned 2m pun.    YC. Yellow cards    RC Red cards    BC Blue cards    Blk. Blocks    S Starting Line-up



# IHF Men's Emerging Nations Championship

## Tbilisi (Georgia)

### Group B



Match Team Statistics

## Georgia 37 - 17 Ireland

10.6.2019. 18:00

Match No. 17

(18 - 7) (19 - 10)

Attendance: 300

Tbilisi Sport Palace

Referees: Vladimir Jovandic (SRB) / Marko Sekulic (SRB)

### Ireland

Players		Goals / shots										Attack				Def.			Penalties			TP		
#	Surname and name	S	Tot.	%	9m	6m	Wing	7m	FB	Brk.	LD	As.	E7	E2	TF	St.	C7	Blk	YC	2m	RC		BC	
6	VANDUYVENOORDE Blake	S	4/7	57	0/1		4/6						1	1	1									54:17
8	THIEL Colm	S	4/11	36	2/8			1/2		1/1					8						1			42:41
10	KULESH Alex	S	1/3	33	1/1	0/2															1			57:59
11	O'REILLY Christopher	S	1/4	25	1/2		0/1	0/1				1			1									22:44
19	KROHN GRACE Joshua	S	1/8	13	1/8							2	1		5		1				2			37:23
20	BAUER Tobias													1										21:16
21	KROHN GRACE Thomas		1/1	100		1/1							1	1	1									23:13
33	BONAGUIDI Pontus	S																			1			43:53
35	D'ARCY Axel		0/2	0	0/2							4			2	1					1			35:59
39	GEOGHEGAN Eoghan		1/2	50	1/1	0/1						1					1							27:08
40	THOMPSON Konstantinos	S	4/7	57			4/7								2									42:52
42	O'REILLY Sean																							10:35
Team / bench																								
UKUPNO			17/45	38	6/23	1/4	8/14	1/3	0/0	1/1	0/0	8	3	3	20	1	2	0	0	6	0	0		

Goalkeepers		Saves / shots									
#	Surname and name	Tot.	%	9m	6m	Wing	7m	FB	Brk.	LD	
33	BONAGUIDI Pontus	8/34	24	3/6	0/7	2/6	0/1	1/9	2/5		
42	O'REILLY Sean	1/9	11	0/4	0/1	0/1	1/1	0/2			
TOTAL		9/43	21	3/10	0/8	2/7	1/2	1/11	2/5	0/0	

Coach: Roman Abramenko

Number of attacks: 60, Efficiency: 28%, Average Duration: 31,6 seconds

### Attack by type of defense

	Shots	9m	6m	Wing	TF	E7	E2
On def. 6-0	16/42	6/23	1/4	8/14	20	3	3
Fastbreak	0/0				0	0	0

### Defense by type

	Total	9m	6m	Wing	Stl.	C7	2m
Def. 6-0	23/38	7/16	8/8	5/7	1	2	6
Fastbreak	10/14				0	0	0

### Attack with goalkeeper out

	Attack				Reaction		
	Att.	Eff.	Shots	TF	FB	LD	Tot.
GK out (7 on 6)	4	50%	2/3	2	0/0	1/1	1/1
GK out pl. minority	2	0%	0/0	1	0/0	0/0	0/0
GK in	54	28%	15/42	17	10/14	2/2	12/16

GK out attack is counted if one part or whole attack was GK out

### Defense with opponent goalkeeper out

	Attack				Reaction		
	Att.	Eff.	Shots	TF	FB	LD	Tot.
GK out (7 on 6)	3	100%	3/5	0	0/0	0/0	0/0
GK in	53	58%	31/48	6	0/0	0/0	0/0

### Defense with player superiority/minority

	Attack				Reaction		
	Att.	Eff.	Shots	TF	FB	LD	Tot.
Minority -1	12	58%	7/14	0	0/0	0/0	0/0
Normal	39	64%	25/35	5	0/0	0/0	0/0
Superiority +1	9	56%	5/8	1	0/0	0/0	0/0

### Attack with player superiority/minority

	Attack				Reaction		
	Att.	Eff.	Shots	TF	FB	LD	Tot.
Superiority +1	11	36%	4/8	2	2/2	0/0	2/2
Normal	37	24%	9/28	13	7/9	1/1	8/10
Minority -1	11	36%	4/8	4	1/3	2/2	3/5

Player superiority counted at the end of attack (in case it changes during attack)

# Jersey number Tot. Total shooting 6m 6m (line) shooting 9m 9m shooting Wng. Wing shooting FB Fastbreak sh. 7m 7m penalty sh.  
 Brk. Breakthrough sh. LD Long distance sh. As. Assists E7 Earned 7m pen. TF Technical Faults St. Steals 2m 2m punishments  
 C7. Committed 7m E2 Earned 2m pun. YC. Yellow cards RC Red cards BC Blue cards Blk. Blocks S Starting Line-up



# IHF Men's Emerging Nations Championship

## Tbilisi (Georgia)

### Group B



Match Team Statistics

Match No. 17

## Georgia 37 - 17 Ireland

(18 - 7) (19 - 10)

10.6.2019. 18:00

Attendance: 300

Tbilisi Sport Palace

Referees: Vladimir Jovandic (SRB) / Marko Sekulic (SRB)

### Shot distribution by player

**6 B. VanDuyvenoorde**

0/1		
0/1		1/1
1/1	1/1	1/1

1 miss.

**8 C. Thiel**

		0/2
		1/2
2/2	1/1	0/1

3 block

**10 A. Kulesh**

0/1		
1/1		

1 post

**11 C. O'Reilly**

	0/1	
		0/1
	1/1	

1 miss.

**19 J. Krohn Grace**

0/1	0/1	0/2
		1/1

1 miss. 2 block

**20 T. Bauer**


**21 T. Krohn Grace**

	1/1	

**35 A. D'Arcy**

		0/1
0/1		

**39 E. Geoghegan**

		0/1
1/1		

**40 K. Thompson**

	0/1	
0/1		
3/3		0/1

1/1 lob

**TOTAL**

0/1	0/2	0/3
0/4	0/1	2/7
8/9	4/4	2/4

1 post 3 miss. 5 block 1/1 lob

### Saves distribution goalkeepers

**33 P. Bonaguidi**

2/5	1/2	3/6
0/2	0/2	0/1
0/3	0/1	2/12

**42 S. O'Reilly**

0/1		
1/2		
0/3		0/2

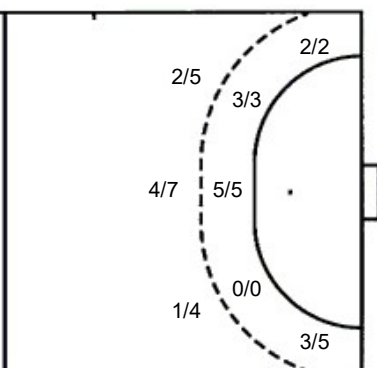
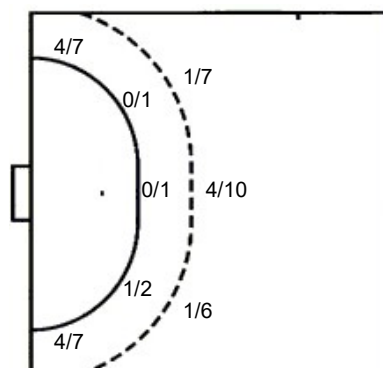
**TOTAL**

2/6	1/2	3/6
1/4	0/2	0/1
0/6	0/1	2/14

### Shots by position

**ATTACK**

**DEFENSE**



7m penalties 1/3  
Fastbreak 0/0  
Breakthrough 1/1  
Long dist. 0/0

7m penalties 1/2  
Fastbreak 10/14  
Breakthrough 3/7  
Long dist. 3/3

### Shooting statistics

Position	Goals	Sav.	Miss.	Post	Blk.	Total	%
<b>Back (9m)</b>	6	10	2	0	5	23	26
<b>Line (6m)</b>	1	2	0	1	0	4	25
<b>Wing</b>	8	5	1	0	0	14	57
<b>7m penalties</b>	1	2	0	0	0	3	33
<b>Fastbreak</b>	0	0	0	0	0	0	0
<b>Breakthrough</b>	1	0	0	0	0	1	100
<b>Total</b>	<b>17</b>	<b>19</b>	<b>3</b>	<b>1</b>	<b>5</b>	<b>45</b>	<b>38</b>

# Jersey number    Tot. Total shooting    6m 6m (line) shooting    9m 9m shooting    Wng. Wing shooting    FB Fastbreak sh.    7m 7m penalty sh.  
 Brk. Breakthrough sh.    LD Long distance sh.    As. Assists    E7 Earned 7m pen.    TF Technical Faults    St. Steals    2m 2m punishments  
 C7. Committed 7m    E2 Earned 2m pun.    YC. Yellow cards    RC Red cards    BC Blue cards    Blk. Blocks    S Starting Line-up