



IHF Men's Emerging Nations Championship

Tbilisi (Georgia)

Group B



Match Team Statistics
Match No. 6

United States of America 37 - 32 Ireland
America
(21 - 17) (16 - 15)

8.6.2019. 20:30
Attendance: 75
Tbilisi Sport Palace

Referees: Pietro Monitillo (ITA) / Francesco Simone (ITA)

United States of America

Players		Goals / shots										Attack			Def.			Penalties			TP			
#	Surname and name	S	Tot.	%	9m	6m	Wing	7m	FB	Brk.	LD	As.	E7	E2	TF	St.	C7	Blk	YC	2m		RC	BC	
3	LEE Michael		2/2	100			1/1		1/1															7:19
4	BINDERIS Alexander		4/5	80		3/3		1/2					1	1		1	1							11:18
7	ZIMBER Sean	S	5/11	45	4/7	0/1			0/1	1/2			2											48:42
8	INAHARA Greg		6/6	100	2/2				1/1	3/3			4	3	4		2							58:47
10	REED Ty	S	4/9	44	0/1		1/4	3/4																60:00
11	FOFANA Aoubakar	S	13/22	59	10/19	1/1			1/1	1/1				1	4		1	3	1					54:54
12	INGRAM Rene	S	0/1	0							0/1													52:26
15	WEEHLER Sebastian		0/1	0	0/1								1	1										5:06
17	DONLIN Andrew	S	3/5	60	1/1	2/3				0/1				1	1			3	1					52:41
19	BENGOZI Asaf	S	0/2	0			0/2								3		1							60:00
99	ROBINSON Nicolas	S																						8:17
Team / bench																								
UKUPNO			37/64	58	17/31	6/8	2/7	4/6	3/4	5/7	0/1		8	6	5	9	3	2	6	2	1	0	0	

Goalkeepers		Saves / shots									
#	Surname and name	Tot.	%	9m	6m	Wing	7m	FB	Brk.	LD	
12	INGRAM Rene	19/47	40	11/30	3/3	4/11	0/1	1/1	0/1		
99	ROBINSON Nicolas	1/5	20	1/2		0/1	0/1		0/1		
TOTAL		20/52	38	12/32	3/3	4/12	0/2	1/1	0/2	0/0	

Coach: **Robert Hedin**

Number of attacks: 73, Efficiency: 51%, Average Duration: 26,3 seconds

Attack by type of defense

	Shots	9m	6m	Wing	TF	E7	E2
On def. 6-0	30/53	17/31	6/8	2/7	9	6	5
Fastbreak	3/4				0	0	0

Defense by type

	Total	9m	6m	Wing	Stl.	C7	2m
Def. 6-0	29/54	19/38	0/3	8/11	3	2	1
Def. 5-1	1/7	1/5	0/0	0/2	0	0	0
Fastbreak	0/1				0	0	0

Attack with goalkeeper out

	Attack				Reaction		
	Att.	Eff.	Shots	TF	FB	LD	Tot.
GK in	73	51%	37/64	9	0/1	0/0	0/1

GK out attack is counted if one part or whole attack was GK out

Attack with player superiority/minority

	Attack				Reaction		
	Att.	Eff.	Shots	TF	FB	LD	Tot.
Superiority +2	2	50%	1/2	0	0/0	0/0	0/0
Superiority +1	19	53%	10/16	3	0/0	0/0	0/0
Normal	33	55%	18/28	5	0/0	0/0	0/0
Minority -1	3	67%	2/4	0	0/0	0/0	0/0

Player superiority counted at the end of attack (in case it changes during attack)

Defense with opponent goalkeeper out

	Attack				Reaction		
	Att.	Eff.	Shots	TF	FB	LD	Tot.
GK out (7 on 6)	4	0%	0/2	1	0/0	0/0	0/0
GK in	69	46%	32/62	10	3/4	0/1	3/5

Defense with player superiority/minority

	Attack				Reaction		
	Att.	Eff.	Shots	TF	FB	LD	Tot.
Minority -1	3	33%	1/1	2	1/1	0/0	1/1
Normal	36	50%	18/31	4	2/2	0/0	2/2
Superiority +1	18	39%	7/16	3	0/1	0/0	0/1
Superiority +2	2	0%	0/2	0	0/0	0/1	0/1

Jersey number Tot. Total shooting 6m 6m (line) shooting 9m 9m shooting Wng. Wing shooting FB Fastbreak sh. 7m 7m penalty sh.
Brk. Breakthrough sh. LD Long distance sh. As. Assists E7 Earned 7m pen. TF Technical Faults St. Steals 2m 2m punishments
C7. Committed 7m E2 Earned 2m pun. YC. Yellow cards RC Red cards BC Blue cards Blk. Blocks S Starting Line-up



IHF Men's Emerging Nations Championship

Tbilisi (Georgia)

Group B



Match Team Statistics
Match No. 6

United States of America 37 - 32 Ireland
(21 - 17) (16 - 15)

8.6.2019. 20:30
Attendance: 75
Tbilisi Sport Palace

Referees: Pietro Monitillo (ITA) / Francesco Simone (ITA)

Shot distribution by player

3 M. Lee

1/1		1/1

4 A. Binderis

4/4		0/1

7 S. Zimber

0/1		1/2
2/3		2/2

3 post

8 G. Inahara

		1/1
2/2	2/2	1/1

10 T. Reed

1/1		0/2
		1/2
1/1		1/1

2 miss.

11 A. Fofana

1/1		1/1
1/2	1/4	0/2
5/5	1/2	3/4

1 miss.

15 S. Weehler

		0/1

17 A. Donlin

		1/1
0/1		
	1/1	1/1

1 post

19 A. Bengozi

1 post 1 miss.

TOTAL

3/3		4/6
1/4	1/4	2/7
14/15	4/5	8/10

5 post 4 miss.

Saves distribution goalkeepers

12 R. Ingram

1/2		2/2
3/4	5/5	5/12
3/10	0/3	0/8

99 N. Robinson

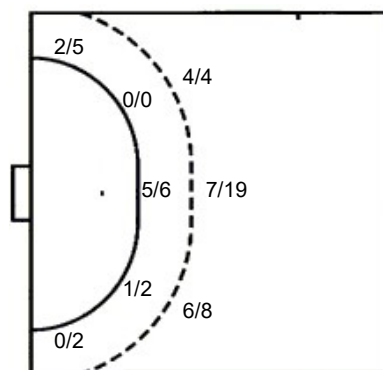
		1/1
0/1	0/2	0/1

TOTAL

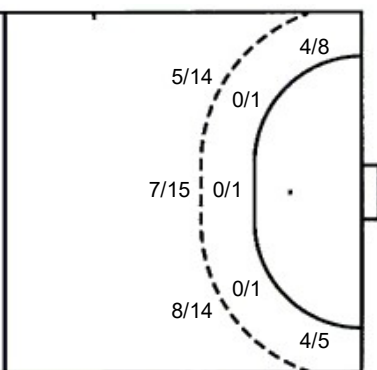
1/2		3/3
3/4	5/5	5/12
3/11	0/5	0/9

Shots by position

ATTACK



DEFENSE



7m penalties 4/6
Fastbreak 3/4
Breakthrough 5/7
Long dist. 0/1

7m penalties 2/2
Fastbreak 0/1
Breakthrough 2/2
Long dist. 0/0

Shooting statistics

Position	Goals	Sav.	Miss.	Post	Blk.	Total	%
Back (9m)	17	11	1	2	0	31	55
Line (6m)	6	0	0	2	0	8	75
Wing	2	2	2	1	0	7	29
7m penalties	4	1	1	0	0	6	67
Fastbreak	3	1	0	0	0	4	75
Breakthrough	5	2	0	0	0	7	71
Total	37	17	4	5	0	63	59



IHF Men's Emerging Nations Championship

Tbilisi (Georgia)

Group B



Match Team Statistics
Match No. 6

United States of 37 - 32 Ireland
America
(21 - 17) (16 - 15)

8.6.2019. 20:30
Attendance: 75
Tbilisi Sport Palace

Referees: Pietro Monitillo (ITA) / Francesco Simone (ITA)

Ireland

Players		Goals / shots										Attack			Def.			Penalties			TP		
#	Surname and name	S	Tot.	%	9m	6m	Wing	7m	FB	Brk.	LD	As.	E7	E2	TF	St.	C7	Blk	YC	2m		RC	BC
6	VANDUYVENOORDE Blake		4/7	57	0/2		4/5						1				1						42:08
8	THIEL Colm	S	7/13	54	7/12				0/1			5			2	1					2		49:52
10	KULESH Alex	S	0/1	0	0/1										3	1					1		56:09
11	O'REILLY Christopher	S	4/8	50	2/6			2/2					1		1						1		43:19
19	KROHN GRACE Joshua		13/20	65	11/18							1		1	3								45:35
20	BAUER Tobias	S																					47:12
21	KROHN GRACE Thomas		0/3	0		0/3																	4:23
33	BONAGUIDI Pontus	S													2						1		45:35
35	D'ARCY Axel	S	1/6	17	0/1		1/5																18:40
39	GEOGHEGAN Eoghan	S	0/3	0	0/3							1					2				2		42:20
40	THOMPSON Konstantinos		3/3	100			3/3								1								24:17
42	O'REILLY Sean																						
	Team / bench																						
	UKUPNO		32/64	50	20/43	0/3	8/13	2/2	0/1	2/2	0/0	7	2	1	12	0	5	0	1	6	0	0	

Goalkeepers		Saves / shots									
#	Surname and name	Tot.	%	9m	6m	Wing	7m	FB	Brk.	LD	
33	BONAGUIDI Pontus	17/51	33	11/27	0/6	2/3	1/4	1/4	2/7		
42	O'REILLY Sean	0/3	0	0/1		0/1	0/1				
	TOTAL	17/54	31	11/28	0/6	2/4	1/5	2/4	2/7	0/0	

Coach: Roman Abramenko

Number of attacks: 74, Efficiency: 43%, Average Duration: 22,6 seconds

Attack by type of defense

	Shots	9m	6m	Wing	TF	E7	E2
On def. 6-0	29/54	19/38	0/3	8/11	10	2	1
On def. 5-1	1/7	1/5	0/0	0/2	2	0	0
Fastbreak	0/1				0	0	0

Defense by type

	Total	9m	6m	Wing	Stl.	C7	2m
Def. 6-0	30/53	17/31	6/8	2/7	0	5	6
Fastbreak	3/4				0	0	0

Attack with goalkeeper out

	Attack				Reaction		
	Att.	Eff.	Shots	TF	FB	LD	Tot.
GK out (7 on 6)	4	0%	0/2	1	0/0	0/0	0/0
GK out pl. minority	1	0%	0/0	1	0/0	0/0	0/0
GK in	69	46%	32/62	10	3/4	0/1	3/5

GK out attack is counted if one part or whole attack was GK out

Attack with player superiority/minority

	Attack				Reaction		
	Att.	Eff.	Shots	TF	FB	LD	Tot.
Superiority +1	3	33%	1/1	2	1/1	0/0	1/1
Normal	36	50%	18/31	4	2/2	0/0	2/2
Minority -1	18	39%	7/16	3	0/1	0/0	0/1
Minority -2	2	0%	0/2	0	0/0	0/1	0/1

Player superiority counted at the end of attack (in case it changes during attack)

Defense with opponent goalkeeper out

	Attack				Reaction		
	Att.	Eff.	Shots	TF	FB	LD	Tot.
GK in	73	51%	37/64	9	0/1	0/0	0/1

Defense with player superiority/minority

	Attack				Reaction		
	Att.	Eff.	Shots	TF	FB	LD	Tot.
Minority -2	2	50%	1/2	0	0/0	0/0	0/0
Minority -1	19	53%	10/16	3	0/0	0/0	0/0
Normal	33	55%	18/28	5	0/0	0/0	0/0
Superiority +1	3	67%	2/4	0	0/0	0/0	0/0

Jersey number
Brk. Breakthrough sh.
C7. Committed 7m
Tot. Total shooting
LD Long distance sh.
E2 Earned 2m pun.
6m 6m (line) shooting
As. Assists
YC. Yellow cards
9m 9m shooting
E7 Earned 7m pen.
RC Red cards
Wng. Wing shooting
TF Technical Faults
BC Blue cards
FB Fastbreak sh.
St. Steals
Blk. Blocks
7m 7m penalty sh.
2m 2m punishments
S Starting Line-up



IHF Men's Emerging Nations Championship

Tbilisi (Georgia)

Group B



Match Team Statistics
Match No. 6

United States of America 37 - 32 Ireland
(21 - 17) (16 - 15)

8.6.2019. 20:30
Attendance: 75
Tbilisi Sport Palace

Referees: Pietro Monitillo (ITA) / Francesco Simone (ITA)

Shot distribution by player

6 B. VanDuyvenoorde

0/1		
		0/1
1/1	1/1	2/2

1 post

8 C. Thiel

	0/2	4/6
1/1		2/2

1 miss. 1 block

10 A. Kulesh

		0/1

11 C. O'Reilly

		0/1
	0/1	1/1
1/2	1/1	1/1

1 post

19 J. Krohn Grace

1/1		0/1
1/1	0/1	2/3
5/5		4/4

1 miss. 3 block

20 T. Bauer

21 T. Krohn Grace

0/2	0/1	

35 A. D'Arcy

0/1		0/1
0/2	1/1	

1 post

39 E. Geoghegan

1 post 2 block

40 K. Thompson

	2/2	

1/1 lob

TOTAL

1/2		0/3
1/4	0/5	7/12
8/11	5/5	9/9

4 post 2 miss. 6 block 1/1 lob

Saves distribution goalkeepers

33 P. Bonaguidi

0/3		2/6
3/4	3/4	5/7
1/13	1/4	2/10

42 S. O'Reilly

0/2	0/1	

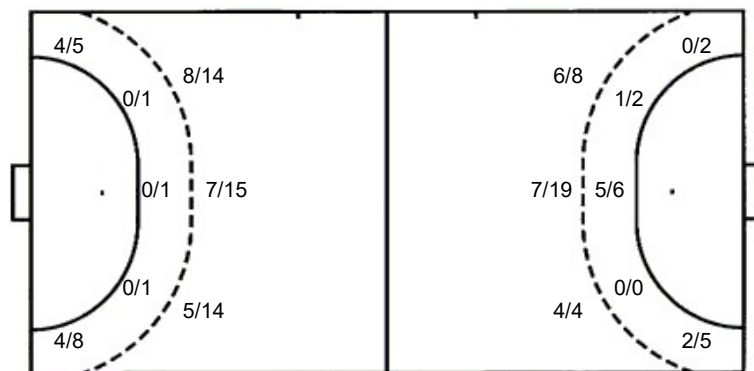
TOTAL

0/3		2/6
3/4	3/4	5/7
1/15	1/5	2/10

Shots by position

ATTACK

DEFENSE



7m penalties 2/2
Fastbreak 0/1
Breakthrough 2/2
Long dist. 0/0

7m penalties 4/6
Fastbreak 3/4
Breakthrough 5/7
Long dist. 0/1

Shooting statistics

Position	Goals	Sav.	Miss.	Post	Blk.	Total	%
Back (9m)	20	12	2	3	6	43	47
Line (6m)	0	3	0	0	0	3	0
Wing	8	4	0	1	0	13	62
7m penalties	2	0	0	0	0	2	100
Fastbreak	0	1	0	0	0	1	0
Breakthrough	2	0	0	0	0	2	100
Total	32	20	2	4	6	64	50

Jersey number Tot. Total shooting 6m 6m (line) shooting 9m 9m shooting Wng. Wing shooting FB Fastbreak sh. 7m 7m penalty sh.
 Brk. Breakthrough sh. LD Long distance sh. As. Assists E7 Earned 7m pen. TF Technical Faults St. Steals 2m 2m punishments
 C7. Committed 7m E2 Earned 2m pun. YC. Yellow cards RC Red cards BC Blue cards Blk. Blocks S Starting Line-up