



IHF Men's Emerging Nations Championship

Tbilisi (Georgia)

Group A



Match Team Statistics

Cuba 35 - 27 Great Britain

8.6.2019. 16:00

Match No. 4

(17 - 9) (18 - 18)

Attendance: 50

Tbilisi Sport Palace

Referees: Adam Biro (HUN) / Oliver Kiss (HUN)

Cuba

Players		Goals / shots										Attack				Def.			Penalties			TP		
#	Surname and name	S	Tot.	%	9m	6m	Wing	7m	FB	Brk.	LD	As.	E7	E2	TF	St.	C7	Blk	YC	2m	RC		BC	
1	MARTINEZ CALZADO Adan A																							11:11
2	ALMEIDA DUQUEZNA Ronaldo Hirian		0/1	0	0/1													1						1:13
3	TOLEDANO SALAZAR Omar	S	10/12	83	3/4	1/1		4/4	1/1	1/2		4	2	3	4	1								56:05
4	GARCIA RIVERA Dariel	S	5/10	50	0/1	2/2	2/5		0/1	1/1		4				5								56:35
5	FAUSTO CABALLERO Alberto														1									
6	BASULTO MOREJON Osvaldo Miguel																							
9	TABOADA DRANGUET Reinier	S	5/5	100	3/3				1/1	1/1		1		1	6					2				44:06
10	RODRIGUEZ RODRIGUEZ Hanser	S	4/7	57	0/2	0/1	1/1		1/1	2/2			1		1									58:34
11	RAMOS MADRIGAL Claudio Luis		2/2	100		1/1			1/1						1			1						22:34
13	LAFORTAN LORES Fredy		1/2	50		0/1	1/1																	8:59
14	JESUS GARCIA ABREU Adonys Jesus	S	4/6	67	1/1		0/1		1/1	2/2	0/1	2	1	1						1				60:00
16	SUAREZ FISS Magnol	S	1/1	100							1/1													47:04
17	CORDIES CASTILLO Frank Enrique		0/1	0	0/1							1			1		1	1						7:52
19	VALIENTE SARRIAS Eduardo Raynier	S	3/3	100		3/3						1								1				45:47
	Team / bench																							
	UKUPNO		35/50	70	7/13	7/9	4/8	4/4	5/6	7/8	1/2	13	4	5	14	6	1	3	0	4	0	0		

Goalkeepers		Saves / shots									
#	Surname and name	Tot.	%	9m	6m	Wing	7m	FB	Brk.	LD	
1	MARTINEZ CALZADO Adan A	2/11	18	1/1	0/1	1/1	0/1	0/4	0/3		
16	SUAREZ FISS Magnol	9/27	33	6/11	0/2	2/6		1/4	0/4		
	TOTAL	11/38	29	7/12	0/3	3/7	0/1	1/8	0/7	0/0	

Coach: Luis Enrique Deisle Sese

Number of attacks: 61, Efficiency: 57%, Average Duration: 27,9 seconds

Attack by type of defense

	Shots	9m	6m	Wing	TF	E7	E2
On def. 6-0	25/38	7/13	7/9	4/8	14	4	5
Fastbreak	5/6				0	0	0

Defense by type

	Total	9m	6m	Wing	Stl.	C7	2m
Def. 6-0	19/33	5/15	3/3	4/8	6	1	4
Def. 4-2	0/1	0/1	0/0	0/0	0	0	0
Fastbreak	7/10				0	0	0

Attack with goalkeeper out

	Attack				Reaction		
	Att.	Eff.	Shots	TF	FB	LD	Tot.
GK in	61	57%	35/50	14	7/10	0/0	7/10

GK out attack is counted if one part or whole attack was GK out

Attack with player superiority/minority

	Attack				Reaction		
	Att.	Eff.	Shots	TF	FB	LD	Tot.
Superiority +1	13	77%	10/12	2	1/1	0/0	1/1
Normal	39	56%	22/32	9	5/7	0/0	5/7
Minority -1	7	29%	2/5	2	1/2	0/0	1/2

Player superiority counted at the end of attack (in case it changes during attack)

Defense with opponent goalkeeper out

	Attack				Reaction		
	Att.	Eff.	Shots	TF	FB	LD	Tot.
GK out (7 on 6)	0	0%	0/0	0	0/0	0/0	0/0
GK in	60	43%	26/44	19	5/6	1/2	6/8

Defense with player superiority/minority

	Attack				Reaction		
	Att.	Eff.	Shots	TF	FB	LD	Tot.
Minority -1	9	56%	5/7	4	1/1	0/0	1/1
Normal	37	46%	17/28	11	4/5	0/0	4/5
Superiority +1	13	38%	5/9	3	0/0	1/2	1/2

Jersey number Tot. Total shooting 6m 6m (line) shooting 9m 9m shooting Wng. Wing shooting FB Fastbreak sh. 7m 7m penalty sh.
 Brk. Breakthrough sh. LD Long distance sh. As. Assists E7 Earned 7m pen. TF Technical Faults St. Steals 2m 2m punishments
 C7. Committed 7m E2 Earned 2m pun. YC. Yellow cards RC Red cards BC Blue cards Blk. Blocks S Starting Line-up



IHF Men's Emerging Nations Championship

Tbilisi (Georgia)

Group A



Match Team Statistics

Match No. 4

Cuba 35 - 27 Great Britain

(17 - 9) (18 - 18)

8.6.2019. 16:00

Attendance: 50

Tbilisi Sport Palace

Referees: Adam Biro (HUN) / Oliver Kiss (HUN)

Shot distribution by player

2 R. Almeida Duquezna

1 block

3 O. Toledano Salazar

1/1		1/1
1/1		0/1
4/5		3/3

4 D. Garcia Rivera

	0/2	1/1
0/1	2/3	1/1

1 post 1/1 lob

5 A. Fausto Caballero

6 O. Basulto Morejon

9 R. Taboada Dranguet

		1/1
1/1		1/1
		2/2

10 H. Rodriguez Rodriguez

0/1		
1/2		1/1
1/1		1/1

1 block

11 C. Ramos Madrigal

1/1		1/1

13 F. Lafortan Lores

		1/1
		0/1

14 A. Jesus Garcia Abreu

		1/1
1/1		1/2
		1/1

1 miss.

17 F. Cordies Castillo

		0/1

19 E. Valiente Sarrias

1/1		2/2

TOTAL

1/2		4/4
4/5	0/2	4/8
7/9	2/3	11/11

1 post 1 miss. 2 block 1/1 lob

Saves distribution goalkeepers

1 A. Martinez Calzado

0/1		
		0/2
1/3	0/1	1/4

16 M. Suarez Fiss

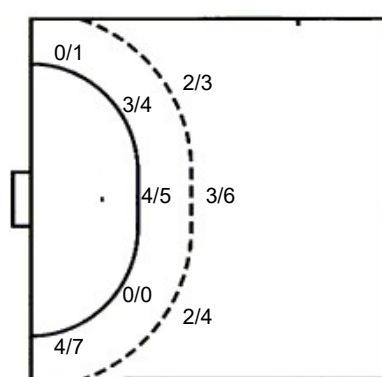
1/4		1/3
1/1	1/1	2/6
1/3	1/2	1/6

TOTAL

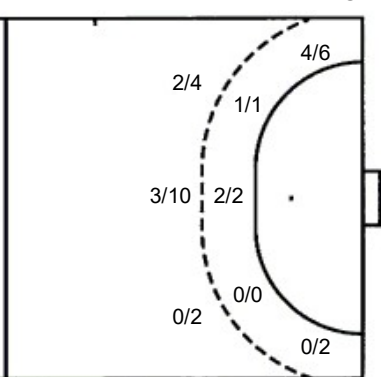
1/5		1/3
1/1	1/1	2/8
2/6	1/3	2/10

Shots by position

ATTACK



DEFENSE



7m penalties 4/4
Fastbreak 5/6
Breakthrough 7/8
Long dist. 1/2

7m penalties 1/1
Fastbreak 7/10
Breakthrough 7/7
Long dist. 0/0

Shooting statistics

Position	Goals	Sav.	Miss.	Post	Blk.	Total	%
Back (9m)	7	4	0	0	2	13	54
Line (6m)	7	2	0	0	0	9	78
Wing	4	3	0	1	0	8	50
7m penalties	4	0	0	0	0	4	100
Fastbreak	5	1	0	0	0	6	83
Breakthrough	7	1	0	0	0	8	88
Total	34	11	0	1	2	48	71



IHF Men's Emerging Nations Championship

Tbilisi (Georgia)

Group A



Match Team Statistics

Cuba 35 - 27 Great Britain

8.6.2019. 16:00

Match No. 4

(17 - 9) (18 - 18)

Attendance: 50

Tbilisi Sport Palace

Referees: Adam Biro (HUN) / Oliver Kiss (HUN)

Great Britain

Players		Goals / shots									Attack				Def.			Penalties			TP			
#	Surname and name	S	Tot.	%	9m	6m	Wing	7m	FB	Brk.	LD	As.	E7	E2	TF	St.	C7	Blk	YC	2m		RC	BC	
1	INSOU Owen	S													1									52:36
2	MORLEY Harry	S	7/10	70			3/5	1/1	3/4			1	1		1	1	1				2			44:19
3	HOWARD Benjamin	S	0/1	0			0/1								1									26:23
4	THOMAS Ryan	S	0/3	0	0/1		0/1		0/1						1	1					1			27:43
5	PRICE Jordan William																							15:35
6	WHITE Christopher		3/7	43	1/5				1/1	1/1		3			4	2	1				1			36:45
8	VENABLES Tobias														4									20:50
12	MCCLELLAND Craig																							22:07
13	EDGAR Sebastian	S	4/7	57	0/2				1/2	3/3		3	1		8	1					1			60:00
14	GREEN Nathanael	S	8/12	67	4/8		1/1		1/1	2/2		2	1	1										41:32
15	TYLER Ollie	S	2/2	100		1/1			1/1			1					1			1				34:32
17	FLETCHER Charles																1	1						0:50
18	PAULIN Samuel		3/3	100		2/2				1/1						1	1				2			36:48
	Team / bench																							
	UKUPNO		27/45	60	5/16	3/3	4/8	1/1	7/10	7/7	0/0	10	1	3	19	6	4	0	1	7	0	0		

Goalkeepers		Saves / shots								
#	Surname and name	Tot.	%	9m	6m	Wing	7m	FB	Brk.	LD
1	INSOU Owen	11/46	24	4/11	2/9	3/7	0/4	1/6	1/8	0/1
12	MCCLELLAND Craig									
	TOTAL	11/46	24	4/11	2/9	3/7	0/4	2/6	1/8	0/1

Coach: Ricardo Vasconcelos

Number of attacks: 61, Efficiency: 44%, Average Duration: 31,1 seconds

Attack by type of defense

	Shots	9m	6m	Wing	TF	E7	E2
On def. 6-0	19/33	5/15	3/3	4/8	19	1	3
On def. 4-2	0/1	0/1	0/0	0/0	0	0	0
Fastbreak	7/10				0	0	0

Defense by type

	Total	9m	6m	Wing	Stl.	C7	2m
Def. 6-0	25/38	7/13	7/9	4/8	6	4	7
Fastbreak	5/6				0	0	0

Attack with goalkeeper out

	Attack				Reaction		
	Att.	Eff.	Shots	TF	FB	LD	Tot.
GK out pl. minority	1	100%	1/1	0	0/0	0/0	0/0
GK in	60	43%	26/44	19	5/6	1/2	6/8

GK out attack is counted if one part or whole attack was GK out

Attack with player superiority/minority

	Attack				Reaction		
	Att.	Eff.	Shots	TF	FB	LD	Tot.
Superiority +1	9	56%	5/7	4	1/1	0/0	1/1
Normal	37	46%	17/28	11	4/5	0/0	4/5
Minority -1	13	38%	5/9	3	0/0	1/2	1/2

Player superiority counted at the end of attack (in case it changes during attack)

Defense with opponent goalkeeper out

	Attack				Reaction		
	Att.	Eff.	Shots	TF	FB	LD	Tot.
GK in	61	57%	35/50	14	7/10	0/0	7/10

Defense with player superiority/minority

	Attack				Reaction		
	Att.	Eff.	Shots	TF	FB	LD	Tot.
Minority -1	13	77%	10/12	2	1/1	0/0	1/1
Normal	39	56%	22/32	9	5/7	0/0	5/7
Superiority +1	7	29%	2/5	2	1/2	0/0	1/2

Jersey number Tot. Total shooting 6m 6m (line) shooting 9m 9m shooting Wng. Wing shooting FB Fastbreak sh. 7m 7m penalty sh.
 Brk. Breakthrough sh. LD Long distance sh. As. Assists E7 Earned 7m pen. TF Technical Faults St. Steals 2m 2m punishments
 C7. Committed 7m E2 Earned 2m pun. YC. Yellow cards RC Red cards BC Blue cards Blk. Blocks S Starting Line-up



IHF Men's Emerging Nations Championship

Tbilisi (Georgia)

Group A



Match Team Statistics

Match No. 4

Cuba 35 - 27 Great Britain

(17 - 9) (18 - 18)

8.6.2019. 16:00

Attendance: 50

Tbilisi Sport Palace

Referees: Adam Biro (HUN) / Oliver Kiss (HUN)

Shot distribution by player

2 H. Morley

		2/2
0/1		5/6

1 miss.

3 B. Howard

		0/1

4 R. Thomas

0/1	0/1	

1 miss.

5 J. Price

6 C. White

0/1		
0/1		
2/2		1/2

1 block

8 T. Venables

13 S. Edgar

		2/2
1/1		

2 post 1 block 1/1 lob

14 N. Green

2/2		0/1
	0/1	2/3
1/1	1/1	2/2

1 block

15 O. Tyler

1/1		
		1/1

17 C. Fletcher

18 S. Paulin

1/1		
		1/1
	1/1	

TOTAL

4/5		2/3
0/1	0/1	6/8
4/6	2/3	8/10

2 post 2 miss. 3 block 1/1 lob

Saves distribution goalkeepers

1 O. Insou

1/2		0/4
1/5	2/3	4/8
2/9	1/3	0/11

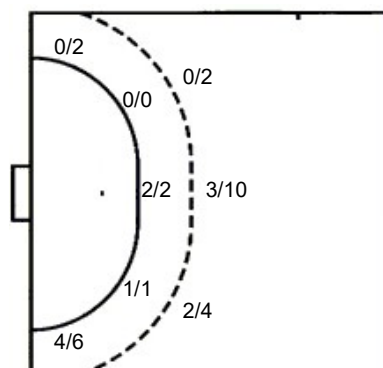
12 C. McClelland

TOTAL

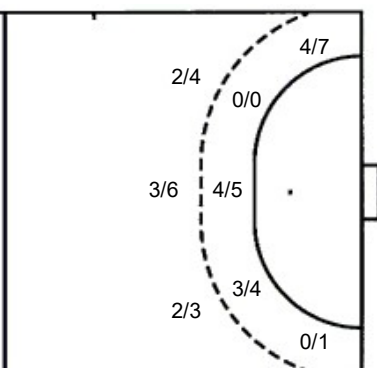
1/2		0/4
1/5	2/3	4/8
2/9	1/3	0/11

Shots by position

ATTACK



DEFENSE



7m penalties 1/1
Fastbreak 7/10
Breakthrough 7/7
Long dist. 0/0

7m penalties 4/4
Fastbreak 5/6
Breakthrough 7/8
Long dist. 1/2

Shooting statistics

Position	Goals	Sav.	Miss.	Post	Blk.	Total	%
Back (9m)	5	7	0	1	3	16	31
Line (6m)	3	0	0	0	0	3	100
Wing	4	3	1	0	0	8	50
7m penalties	1	0	0	0	0	1	100
Fastbreak	7	1	1	1	0	10	70
Breakthrough	7	0	0	0	0	7	100
Total	27	11	2	2	3	45	60