27th IHF Women's World Championship 2025

Main Round - Group I, 3. round

Match Team Statistics

Match No. 84

Hungary 27 - 28 Denmark

(15 - 13) (12 - 15)

7.12.2025. 20:30
Attendance: 2840
Ahoy Arena

Referees: Javier Alvarez (ESP) / Yon Bustamante (ESP)

Hungary

Players			Goals / shots									Attack					Def.			Penalties				TP
#	Surname and name	S	Tot.	%	9m	6m	Wing	7m	FB	Brk.	LD	As.	PC	E7	E2	TF	St.	C7	Blk	YC	2m	R	B	
4	TÓVIZI Petra Anita	S	1/2	50		1/2							1	1		1		1						45:14
5	CSÍKOS Luca		1/2	50	0/1				1/1			2	1			2								13:25
9	HARSFALVI Júlia																	1						15:00
10	FARAGÓ Lea		0/2	0	0/2													2			1			12:55
11	ALBEK Anna		4/5	80	2/3					2/2				1	2	3					1			14:01
17	FALUSI-UDVARDI Laura	S	0/3	0			0/3											2						41:49
18	KOVÁCS Anett		0/1	0			0/1									1								15:09
19	MÁRTON Gréta	S	3/3	100			3/3										1							42:14
20	SZMOLEK Apollónia		1/1	100		1/1																		8:18
28	PAPP Nikoletta																	1	1					30:50
31	SZEMEREY Zsófi	S																						57:24
42	KLUJBER Katrin Gitta	S	6/9	67	1/4			2/2		3/3		2	1					1						34:39
58	BORDÁS Réka																				1			9:08
59	KUCZORA Csenge	S	3/7	43	2/6					1/1		1		1		2								32:31
74	BUKOVSZKY Anna																							0:13
77	SIMON Petra	S	8/11	73	4/7			1/1		3/3			3			4								47:10
	Team / bench																			1				
	TOTAL		27/46	59	9/23	2/3	3/7	3/3	1/1	9/9	0/0	5	6	3	2	13	1	8	1	1	3	0	0	

Goalkeepers		Saves / shots								
#.	Surname and name	Tot.	%	9m	6m	Wing	7m	FB	Brk.	LD
31	SZEMEREY Zsófi	19/46	41	9/10	0/4	5/14	3/7	0/2	2/9	
74	BUKOVSZKY Anna	0/1	0				0/1			
	TOTAL	19/47	40	9/10	0/4	5/14	3/8	0/2	2/9	0/0

Coach: **Vlagyimir Alexandrovics Golovin**

Number of attacks: 57, Efficiency: 47%, Average Duration: 32.68 seconds

Attack by type of defense

	Shots	9m	6m	Wing	TF	E7	E2
On def. 6-0	23/42	9/23	2/3	3/7	13	3	1
On def. 5-1	0/0	0/0	0/0	0/0	0	0	1
Fastbreak	1/1				0	0	0

Defense by type

	Total	9m	6m	Wing	Stl.	C7	2m
Def. 6-0	21/37	1/10	4/4	9/13	1	7	0
Def. 5-1	0/2	0/1	0/0	0/1	0	1	0
Fastbreak	2/2				0	0	3

Attack with superiority / minority / goalkeeper out

	Attack				Reaction		
	Att.	Eff.	Shots	TF	FB	LD	Tot.
7 on 6 (GK out)	2	50%	1/2	0	0/0	0/0	0/0
6 on 6 (GK out)	2	100%	2/2	0	0/0	0/0	0/0
6 on 5 (GK out)	3	0%	0/0	3	0/0	0/0	0/0
6 on 6	49	47%	23/39	10			
6 on 5	1	100%	1/1	0			

Player superiority / GK out counted at the end of attack (in case it changes during attack)

Defense with superiority / minority / goalkeeper out

	Attack				Reaction		
	Att.	Eff.	Shots	TF	FB	LD	Tot.
7 on 6 (GK out)	1	0%	0/0	1	0/0	0/0	0/0
6 on 6	50	46%	23/43	7			
6 on 5 (GK out)	2	50%	1/1	1	0/0	0/0	0/0
6 on 5	4	100%	4/4	0			

Numbers show attacking numbers of oponnent. Lower efficiency of oponnent means better defense of this team

#	Jersey number	**Tot.**	Total shooting	**6m**	6m (line) shooting	**9m**	9m shooting	**Wng**	Wing shooting	**FB**	Fastbreak sh.	**7m**	7m penalty sh.
Brk.	Breakthrough sh.	**LD**	Long distance sh.	**As.**	Assists	**PC**	Pass clear chance	**E7**	Eearned 7m pen.	**TF**	Technical faults	**St.**	Steals
2m	2m punishments	**C7.**	Commited 7m	**E2**	Eearned 2m pun.	**YC.**	Yellow cards	**R/B**	Red/Blue cards	**Blk.**	Blocks	**S**	Starting Line-up

27th IHF Women's World Championship 2025

Main Round - Group I, 3. round

Match Team Statistics
Match No. 84

Hungary 27 - 28 Denmark
(15 - 13) (12 - 15)

7.12.2025. 20:30
Attendance: 2840
Ahoy Arena

Referees: Javier Alvarez (ESP) / Yon Bustamante (ESP)

Shot distribution by player

4 P. Tóvizi

		1/2

5 L. Csíkos

		0/1
1/1		

9 J. Hársfalvi

10 L. Faragó

	0/1	

1 block

11 A. Albek

		1/1
1/1		2/2

1 miss.

17 L. Falusi-Udvardi

0/1		
	0/1	

1 post

18 A. Kovács

1 miss.

19 G. Márton

		1/1
		2/2

20 A. Szmolek

		1/1

28 N. Papp

42 K. Klujber

		1/1
0/1		
2/2	1/2	2/2

1 block

58 R. Bordás

59 C. Kuczora

		1/1
2/2	0/1	

1 miss. 2 block

77 P. Simon

2/2	0/1	
		1/1
2/2	0/1	3/4

TOTAL

2/2	0/1	4/4
0/2		1/2
8/8	1/6	11/13

1 post 3 miss. 4 block

Saves distribution goalkeepers

31 Z. Szemerey

	3/3	2/5
	1/1	3/4
4/11	3/4	1/12

74 A. Bukovszky

0/1		

TOTAL

	3/3	2/5
	1/1	3/4
4/12	3/4	1/12

Shots by position

ATTACK

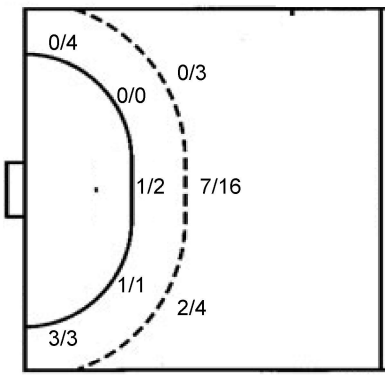

7m penalties	3/3
Fastbreak	1/1
Breakthrough	9/9
Long dist.	0/0

DEFENSE

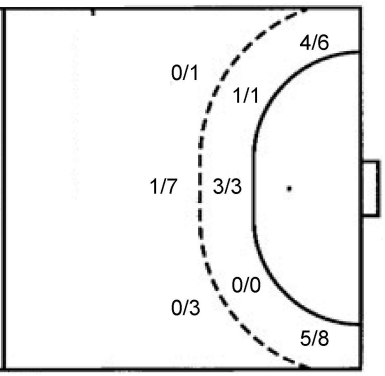

7m penalties	5/8
Fastbreak	2/2
Breakthrough	7/10
Long dist.	0/0

Shooting statistics

Position	Goals	Sav.	Miss.	Post	Blk.	Total	%
Back (9m)	9	8	2	0	4	23	39
Line (6m)	2	1	0	0	0	3	67
Wing	3	2	1	1	0	7	43
7m penalties	3	0	0	0	0	3	100
Fastbreak	1	0	0	0	0	1	100
Breakthrough	9	0	0	0	0	9	100
Total	**27**	**11**	**3**	**1**	**4**	**46**	**59**

#	Jersey number	**Tot.**	Total shooting	**6m**	6m (line) shooting	**9m**	9m shooting	**Wng**	Wing shooting	**FB**	Fastbreak sh.	**7m**	7m penalty sh.
Brk.	Breakthrough sh.	**LD**	Long distance sh.	**As.**	Assists	**PC**	Pass clear chance	**E7**	Eearned 7m pen.	**TF**	Technical faults	**St.**	Steals
2m	2m punishments	**C7.**	Commited 7m	**E2**	Eearned 2m pun.	**YC.**	Yellow cards	**R/B**	Red/Blue cards	**Blk.**	Blocks	**S**	Starting Line-up

27th IHF Women's World Championship 2025

Main Round - Group I, 3. round

Match Team Statistics
Match No. 84

Hungary 27 - 28 Denmark
(15 - 13) (12 - 15)

7.12.2025. 20:30
Attendance: 2840
Ahoy Arena

Referees: Javier Alvarez (ESP) / Yon Bustamante (ESP)

Denmark

Players			Goals / shots									Attack					Def.			Penalties				TP
#	Surname and name	S	Tot.	%	9m	6m	Wing	7m	FB	Brk.	LD	As.	PC	E7	E2	TF	St.	C7	Blk	YC	2m	R	B	
6	HAGESO Helena Elver	S	3/5	60	1/1					2/4		2		3		1	1		1					38:33
8	HANSEN Anne Mette	S	2/6	33	0/3			1/2		1/1		3	1	1	1	3		2	2		2			46:06
11	HAUGSTED Line	S															1		1					22:13
12	KRISTENSEN Anna Opstrup	S										1												35:34
15	BARDRUM-LARSEN Sofie		4/4	100		4/4																		23:10
21	HANSEN Andrea Ulrikka Aagot		6/9	67			2/4	4/5						1										30:10
23	JORGENSEN Kristina	S	1/5	20	0/3			0/1	1/1			2				2								26:55
25	JENSEN Trine Ostergaard		3/4	75			3/4											1						29:23
28	THESTRUP Laura Maria Borg																1							12:29
33	FRIIS Emma Cecilie Uhrskov	S	2/4	50			1/3		1/1															39:33
35	ANDERSEN Nanna Hinnerfeldt																							
37	PAULSEN Sarah Dalsgaard																							
40	MILLING Amalie																							22:39
41	HALILCEVIC Elma		3/3	100			3/3							1	1		1							20:52
42	MOLLER Michala Elsberg	S	1/4	25	0/2					1/2		4	2	1		2								57:55
45	SCAGLIONE Julie Mathiesen		3/5	60	0/2					3/3		2	2	1	1	1								13:44
	Team / bench																							
	TOTAL		28/49	57	1/11	4/4	9/14	5/8	2/2	7/10	0/0	14	5	8	3	9	4	3	4	0	2	0	0	

Goalkeepers		Saves / shots								
#.	Surname and name	Tot.	%	9m	6m	Wing	7m	FB	Brk.	LD
12	KRISTENSEN Anna Opstrup	6/27	22	5/12	0/2	1/3	0/1		0/9	
40	MILLING Amalie	5/11	45	3/5	1/1	1/2	0/2	0/1		
	TOTAL	11/38	29	8/17	1/3	2/5	0/3	0/1	0/9	0/0

Coach: **Helle Thomsen**

Number of attacks: 57, Efficiency: 49%, Average Duration: 29.77 seconds

Attack by type of defense

	Shots	9m	6m	Wing	TF	E7	E2
On def. 6-0	21/37	1/10	4/4	9/13	8	7	3
On def. 5-1	0/2	0/1	0/0	0/1	1	1	0
Fastbreak	2/2				0	0	0

Defense by type

	Total	9m	6m	Wing	Stl.	C7	2m
Def. 6-0	23/42	9/23	2/3	3/7	4	3	0
Fastbreak	1/1				0	0	2

Attack with superiority / minority / goalkeeper out

	Attack				Reaction		
	Att.	Eff.	Shots	TF	FB	LD	Tot.
7 on 6 (GK out)	1	0%	0/0	1	0/0	0/0	0/0
6 on 6	50	46%	23/43	7			
6 on 5 (GK out)	2	50%	1/1	1	0/0	0/0	0/0
6 on 5	4	100%	4/4	0			

Player superiority / GK out counted at the end of attack (in case it changes during attack)

Defense with superiority / minority / goalkeeper out

	Attack				Reaction		
	Att.	Eff.	Shots	TF	FB	LD	Tot.
7 on 6 (GK out)	2	50%	1/2	0	0/0	0/0	0/0
6 on 6 (GK out)	2	100%	2/2	0	0/0	0/0	0/0
6 on 5 (GK out)	3	0%	0/0	3	0/0	0/0	0/0
6 on 6	49	47%	23/39	10			
6 on 5	1	100%	1/1	0			

Numbers show attacking numbers of oponnent. Lower efficiency of oponnent means better defense of this team

#	Jersey number	**Tot.**	Total shooting	**6m**	6m (line) shooting	**9m**	9m shooting	**Wng**	Wing shooting	**FB**	Fastbreak sh.	**7m**	7m penalty sh.
Brk.	Breakthrough sh.	**LD**	Long distance sh.	**As.**	Assists	**PC**	Pass clear chance	**E7**	Eearned 7m pen.	**TF**	Technical faults	**St.**	Steals
2m	2m punishments	**C7.**	Commited 7m	**E2**	Eearned 2m pun.	**YC.**	Yellow cards	**R/B**	Red/Blue cards	**Blk.**	Blocks	**S**	Starting Line-up

27th IHF Women's World Championship 2025

Main Round - Group I, 3. round

Match Team Statistics
Match No. 84

Hungary 27 - 28 Denmark
(15 - 13) (12 - 15)

7.12.2025. 20:30
Attendance: 2840
Ahoy Arena

Referees: Javier Alvarez (ESP) / Yon Bustamante (ESP)

Shot distribution by player

6 H. Hageso

1/2		1/1

1/2 lob

8 A. Hansen

		0/1
2/4	0/1	

11 L. Haugsted

15 S. Bardrum-Larsen

2/2		2/2

21 A. Hansen

	0/1	
	0/1	
2/2		2/2

2/3 lob

23 K. Jorgensen

		0/1
		1/2
		0/1

1 block

25 T. Jensen

		1/1
	0/1	1/1

1/1 lob

28 L. Thestrup

33 E. Friis

	0/2	1/1
1/1		

35 N. Andersen

37 S. Paulsen

41 E. Halilcevic

	1/1	2/2

42 M. Moller

		0/1
	0/1	1/1

1 post

45 J. Scaglione

		1/2
0/1		2/2

TOTAL

	0/3	3/5
	0/1	1/4
8/12	1/4	11/12

1 post 1 block 4/6 lob

Saves distribution goalkeepers

12 A. Kristensen

0/2	1/1	0/4
2/2		0/1
0/5	3/3	0/9

40 A. Milling

		1/1
0/3	2/3	2/4

TOTAL

0/2	1/1	0/4
2/2		1/2
0/8	5/6	2/13

Shots by position

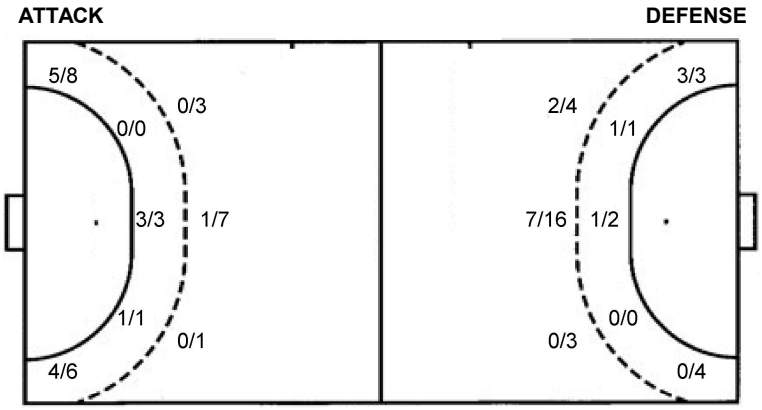

7m penalties	5/8	7m penalties	3/3
Fastbreak	2/2	Fastbreak	1/1
Breakthrough	7/10	Breakthrough	9/9
Long dist.	0/0	Long dist.	0/0

Shooting statistics

Position	Goals	Sav.	Miss.	Post	Blk.	Total	%
Back (9m)	1	9	0	0	1	11	9
Line (6m)	4	0	0	0	0	4	100
Wing	9	5	0	0	0	14	64
7m penalties	5	3	0	0	0	8	63
Fastbreak	2	0	0	0	0	2	100
Breakthrough	7	2	0	1	0	10	70
Total	**28**	**19**	**0**	**1**	**1**	**49**	**57**

#	Jersey number	**Tot.**	Total shooting	**6m**	6m (line) shooting	**9m**	9m shooting	**Wng**	Wing shooting	**FB**	Fastbreak sh.	**7m**	7m penalty sh.
Brk.	Breakthrough sh.	**LD**	Long distance sh.	**As.**	Assists	**PC**	Pass clear chance	**E7**	Eearned 7m pen.	**TF**	Technical faults	**St.**	Steals
2m	2m punishments	**C7.**	Commited 7m	**E2**	Eearned 2m pun.	**YC.**	Yellow cards	**R/B**	Red/Blue cards	**Blk.**	Blocks	**S**	Starting Line-up

27th IHF Women's World Championship 2025

Main Round - Group I, 3. round

Match Team Statistics

Match No. 84

Hungary 27 - 28 Denmark

(15 - 13) (12 - 15)

7.12.2025. 20:30
Attendance: 2840
Ahoy Arena

Referees: Javier Alvarez (ESP) / Yon Bustamante (ESP)

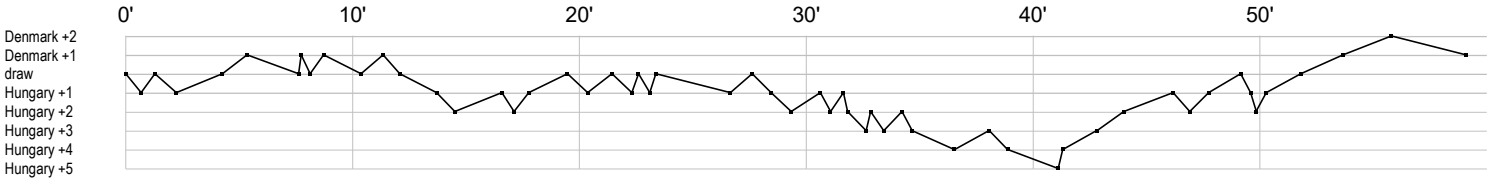

Hungary



Denmark

	In game	**g**	Goal scored	**f**	Missed shot	**a**	Assist	**t**	Technical faults	**b**	Steal
2	2min suspension	**e**	Eearned 7m	**c**	Commited 7m	**y**	Yellow card	**r**	Red Card	**k**	Blue card
i	Eearned 2min.	**x**	Block	**4**	4min suspension	**p**	Pass for clear chance	**s**	Saved shot	**r**	Received goal